



Only a visual difference file: not for publication, hyperlinks might not work, images and complex formatting might not be displayed!

Red blocks denote deletions, green blocks denote insertions.

[Book Info Page](#)

The Incomplete Lojban Language

Chrestomathy included

John Woldemar Cowan

An unofficial publication, community edition (not by the LLG)

Version geklojban-1.2.1214, Generated 20202021-1107-0422

Table of Contents

- 1. Lojban as we mangle it in Lojbanistan: about this book**
 - 1.1. What is Lojban?**
 - 1.2. What is this book?**
 - 1.3. What are the typographical conventions of this book?**
 - 1.4. Disclaimers**
 - 1.5. Acknowledgements and credits**
 - 1.6. Informal bibliography**
 - 1.7. Captions to pictures**
 - 1.8. Boring legalities**

- 2. A quick tour of Lojban grammar, with diagrams**
 - 2.1. The concept of the bridi**
 - 2.2. Pronunciation**
 - 2.3. Words that can act as sumti**
 - 2.4. Some words used to indicate selbri relations**
 - 2.5. Some simple Lojban bridi**
 - 2.6. Variant bridi structure**
 - 2.7. Varying the order of sumti**
 - 2.8. The basic structure of longer utterances**
 - 2.9. tanru**
 - 2.10. Description sumti**
 - 2.11. Examples of brivla**
 - 2.12. The sumti *di'u* and *la'e di'u***
 - 2.13. Possession**
 - 2.14. Vocatives and commands**
 - 2.15. Questions**
 - 2.16. Indicators**
 - 2.17. Tenses**
 - 2.18. Lojban grammatical terms**

- 3. The hills are alive with the sounds of Lojban**
 - 3.1. Orthography**
 - 3.2. Basic phonetics**
 - 3.3. The special Lojban characters**
 - 3.4. Diphthongs and syllabic consonants**
 - 3.5. Vowel pairs**
 - 3.6. Consonant clusters**
 - 3.7. Initial consonant pairs**
 - 3.8. Buffering of consonant clusters**
 - 3.9. Syllabication and stress**
 - 3.10. IPA for English speakers**
 - 3.11. English analogues for Lojban diphthongs**
 - 3.12. Oddball orthographies**

- 4. The shape of words to come: Lojban morphology**

4.1. Introductory

4.2. cmavo

4.3. brivla

4.4. gismu

4.5. lujvo

4.6. rafsi

4.7. fu'ivla

4.8. cmevla

4.9. Rules for inserting pauses

4.10. Considerations for making lujvo

4.11. The lujvo-making algorithm

4.12. The lujvo scoring algorithm

4.13. lujvo-making examples

4.14. The gismu creation algorithm

4.15. Cultural and other non-algorithmic gismu

4.16. rafsi fu'ivla: a proposal

5. " Pretty little girls' school " : the structure of Lojban selbri

5.1. Lojban content words: brivla

5.2. Simple tanru

5.3. Three-part tanru grouping with *bo*

5.4. Complex tanru grouping

5.5. Complex tanru with *ke* and *ke'e*

5.6. Logical connection within tanru

5.7. Linked sumti: *be - bei - be'o*

5.8. Inversion of tanru: *co*

5.9. Other kinds of simple selbri

5.10. selbri based on sumti: *me*

5.11. Conversion of simple selbri

5.12. Scalar negation of selbri

5.13. Tenses and bridi negation

5.14. Some types of asymmetrical tanru

5.15. Some types of symmetrical tanru

5.16. " Pretty little girls' school " : forty ways to say it

6. To speak of many things: the Lojban sumti

- [6.1. The five kinds of simple sumti](#)
- [6.2. The three basic description types](#)
- [6.3. Individuals and masses](#)
- [6.4. Masses and sets](#)
- [6.5. Descriptors for typical objects](#)
- [6.6. Quantified sumti](#)
- [6.7. Quantified descriptions](#)
- [6.8. Indefinite descriptions](#)
- [6.9. sumti-based descriptions](#)
- [6.10. sumti qualifiers](#)
- [6.11. The syntax of vocative phrases](#)
- [6.12. Lojban names](#)
- [6.13. Pro-sumti summary](#)
- [6.14. Quotation summary](#)
- [6.15. Number summary](#)

[7. Brevity is the soul of language: pro-sumti and pro-brid](#)

- [7.1. What are pro-sumti and pro-brid? What are they for?](#)
- [7.2. Personal pro-sumti: the mi-series](#)
- [7.3. Demonstrative pro-sumti: the ti-series](#)
- [7.4. Utterance pro-sumti: the di'u-series](#)
- [7.5. Assignable pro-sumti and pro-brid: the ko'a-series and the broda-series](#)
- [7.6. Anaphoric pro-sumti and pro-brid: the ri-series and the go'i-series](#)
- [7.7. Indefinite pro-sumti and pro-brid: the zo'e-series and the co'e-series](#)
- [7.8. Reflexive and reciprocal pro-sumti: the vo'a-series](#)
- [7.9. sumti and brid questions: *ma* and *mo*](#)
- [7.10. Relativized pro-sumti: *ke'a*](#)
- [7.11. Abstraction focus pro-sumti: *ce'u*](#)
- [7.12. Bound variable pro-sumti and pro-brid: the da-series and the bu'a-series](#)
- [7.13. Pro-sumti and pro-brid cancelling](#)
- [7.14. The identity predicate: *du*](#)
- [7.15. *lujvo* based on pro-sumti](#)
- [7.16. *KOhA* cmavo by series](#)
- [7.17. *GOhA* and other pro-brid by series](#)
- [7.18. Other cmavo discussed in this chapter](#)

[8. Relative clauses, which make sumti even more complicated](#)

- 8.1. What are you pointing at?**
- 8.2. Incidental relative clauses**
- 8.3. Relative phrases**
- 8.4. Multiple relative clauses: *zi'e***
- 8.5. Non-veridical relative clauses: *voi***
- 8.6. Relative clauses and descriptors**
- 8.7. Possessive sumti**
- 8.8. Relative clauses and complex sumti: *vu'o***
- 8.9. Relative clauses in vocative phrases**
- 8.10. Relative clauses within relative clauses**
- 8.11. Index of relative clause cmavo**

9. To Boston via the toad go I, with an excursion into the land of modals

- 9.1. Introductory**
- 9.2. Standard bridi form: *cu***
- 9.3. Tagging places: FA**
- 9.4. Conversion: SE**
- 9.5. Modal places: FIhO, FEhU**
- 9.6. Modal tags: BAI**
- 9.7. Modal sentence connection: the causals**
- 9.8. Other modal connections**
- 9.9. Modal selbri**
- 9.10. Modal relative phrases; Comparison**
- 9.11. Mixed modal connection**
- 9.12. Modal conversion: JAI**
- 9.13. Modal negation**
- 9.14. Sticky modals**
- 9.15. Logical and non-logical connection of modals**
- 9.16. CV'V cmavo of selma'o BAI with irregular forms**
- 9.17. Complete table of BAI cmavo with rough English equivalents**

10. Imaginary journeys: the Lojban space/time tense system

- [10.1. Introductory](#)
- [10.2. Spatial tenses: FAhA and VA](#)
- [10.3. Compound spatial tenses](#)
- [10.4. Temporal tenses: PU and ZI](#)
- [10.5. Interval sizes: VEhA and ZEhA](#)
- [10.6. Vague intervals and non-specific tenses](#)
- [10.7. Dimensionality: VIhA](#)
- [10.8. Movement in space: MOhI](#)
- [10.9. Interval properties: TAhE and *roi*](#)
- [10.10. Event contours: ZAhO and *re'u*](#)
- [10.11. Space interval modifiers: FEhE](#)
- [10.12. Tenses as sumtcita](#)
- [10.13. Sticky and multiple tenses: KI](#)
- [10.14. Story time](#)
- [10.15. Tenses in subordinate bridi](#)
- [10.16. Tense relations between sentences](#)
- [10.17. Tensed logical connectives](#)
- [10.18. Tense negation](#)
- [10.19. Actuality, potentiality, capability: CAhA](#)
- [10.20. Logical and non-logical connections between tenses](#)
- [10.21. Sub-events](#)
- [10.22. Conversion of sumtcita: JAI](#)
- [10.23. Tenses versus modals](#)
- [10.24. Tense questions: *cu'e*](#)
- [10.25. Explicit magnitudes](#)
- [10.26. Finally \(an exercise for the much-tried reader\)](#)
- [10.27. Summary of tense selma'o](#)
- [10.28. List of spatial directions and direction-like relations](#)

[11. Events, qualities, quantities, and other vague words: on Lojban abstraction](#)

- [11.1. The syntax of abstraction](#)
- [11.2. Event abstraction](#)
- [11.3. Types of event abstractions](#)
- [11.4. Property abstractions](#)
- [11.5. Amount abstractions](#)
- [11.6. Truth-value abstraction: *jei*](#)
- [11.7. Predication/sentence abstraction](#)
- [11.8. Indirect questions](#)
- [11.9. Minor abstraction types](#)
- [11.10. Lojban sumti raising](#)
- [11.11. Event-type abstractors and event contour tenses](#)
- [11.12. Abstractor connection](#)
- [11.13. Table of abstractors](#)

[12. Dog house and white house: determining lujvo place structures](#)

- [12.1. Why have lujvo?](#)
- [12.2. The meaning of tanru: a necessary detour](#)
- [12.3. The meaning of lujvo](#)
- [12.4. Selecting places](#)
- [12.5. Symmetrical and asymmetrical lujvo](#)
- [12.6. Dependent places](#)
- [12.7. Ordering lujvo places.](#)
- [12.8. lujvo with more than two parts.](#)
- [12.9. Eliding SE rafsi from seltau](#)
- [12.10. Eliding SE rafsi from tertau](#)
- [12.11. Eliding KE and KEhE rafsi from lujvo](#)
- [12.12. Abstract lujvo](#)
- [12.13. Implicit-abstraction lujvo](#)
- [12.14. Anomalous lujvo](#)
- [12.15. Comparatives and superlatives](#)
- [12.16. Notes on gismu place structures](#)

[13. Oooh! Arrgh! Ugh! Yecch! Attitudinal and emotional indicators](#)

- [13.1. What are attitudinal indicators?](#)
- [13.2. Pure emotion indicators](#)
- [13.3. Propositional attitude indicators](#)
- [13.4. Attitudes as scales](#)
- [13.5. The space of emotions](#)
- [13.6. Emotional categories](#)
- [13.7. Attitudinal modifiers](#)
- [13.8. Compound indicators](#)
- [13.9. The uses of indicators](#)
- [13.10. Attitude questions; empathy; attitude contours](#)
- [13.11. Evidentials](#)
- [13.12. Discursives](#)
- [13.13. Miscellaneous indicators](#)
- [13.14. Vocative scales](#)
- [13.15. A sample dialogue](#)
- [13.16. Tentative conclusion](#)

[14. If wishes were horses: the Lojban connective system](#)

- [14.1. Logical connection and truth tables](#)
- [14.2. The four basic vowels](#)
- [14.3. The six types of logical connectives](#)
- [14.4. Logical connection of bridi](#)
- [14.5. Forethought bridi connection](#)
- [14.6. sumti connection](#)
- [14.7. More than two propositions](#)
- [14.8. Grouping of afterthought connectives](#)
- [14.9. Compound bridi](#)
- [14.10. Multiple compound bridi](#)
- [14.11. Termset logical connection](#)
- [14.12. Logical connection within tanru](#)
- [14.13. Truth questions and connective questions](#)
- [14.14. Non-logical connectives](#)
- [14.15. More about non-logical connectives](#)
- [14.16. Interval connectives and forethought non-logical connection](#)
- [14.17. Logical and non-logical connectives within mekso](#)
- [14.18. Tenses, modals, and logical connection](#)
- [14.19. Abstractor connection and connection within abstractions](#)
- [14.20. Constructs and appropriate connectives](#)
- [14.21. Truth functions and corresponding logical connectives](#)
- [14.22. Rules for making logical and non-logical connectives](#)
- [14.23. Locations of other tables](#)

[15. " No " problems: on Lojban negation](#)

- [15.1. Introductory](#)
- [15.2. bridi negation](#)
- [15.3. Scalar negation](#)
- [15.4. selbri and tanru negation](#)
- [15.5. Expressing scales in selbri negation](#)
- [15.6. sumti negation](#)
- [15.7. Negation of minor grammatical constructs](#)
- [15.8. Truth questions](#)
- [15.9. Affirmations](#)
- [15.10. Metalinguistic negation forms](#)
- [15.11. Summary - are all possible questions about negation now answered?](#)

[16. " Who did you pass on the road? Nobody " : Lojban and logic](#)

- [16.1. What's wrong with this picture?](#)
- [16.2. Existential claims, prenexes, and variables](#)
- [16.3. Universal claims](#)
- [16.4. Restricted claims: *da poi*](#)
- [16.5. Dropping the prenex](#)
- [16.6. Variables with generalized quantifiers](#)
- [16.7. Grouping of quantifiers](#)
- [16.8. The problem of " any "](#)
- [16.9. Negation boundaries](#)
- [16.10. brid negation and logical connectives](#)
- [16.11. Using *naku* outside a prenex](#)
- [16.12. Logical connectives and DeMorgan's law](#)
- [16.13. selbri variables](#)
- [16.14. A few notes on variables](#)
- [16.15. Conclusion](#)

[17. As easy as A-B-C? The Lojban letteral system and its uses](#)

- [17.1. What's a letteral, anyway?](#)
- [17.2. A to Z in Lojban, plus one](#)
- [17.3. Upper and lower cases](#)
- [17.4. The universal *bu*](#)
- [17.5. Alien alphabets](#)
- [17.6. Accent marks and compound lerfu words](#)
- [17.7. Punctuation marks](#)
- [17.8. What about Chinese characters?](#)
- [17.9. lerfu words as pro-sumti](#)
- [17.10. References to lerfu](#)
- [17.11. Mathematical uses of lerfu strings](#)
- [17.12. Acronyms](#)
- [17.13. Computerized character codes](#)
- [17.14. List of all auxiliary lerfu-word cmavo](#)
- [17.15. Proposed lerfu words - introduction](#)
- [17.16. Proposed lerfu words for the Greek alphabet](#)
- [17.17. Proposed lerfu words for the Cyrillic alphabet](#)
- [17.18. Proposed lerfu words for the Hebrew alphabet](#)
- [17.19. Proposed lerfu words for some accent marks and multiple letters](#)
- [17.20. Proposed lerfu words for radio communication](#)

[18. lojbau mekso: mathematical expressions in Lojban](#)

- [18.1. Introductory](#)
- [18.2. Lojban numbers](#)
- [18.3. Signs and numerical punctuation](#)
- [18.4. Special numbers](#)
- [18.5. Simple infix expressions and equations](#)
- [18.6. Forethought operators \(Polish notation, functions\)](#)
- [18.7. Other useful selbri for mekso bridj](#)
- [18.8. Indefinite numbers](#)
- [18.9. Approximation and inexact numbers](#)
- [18.10. Non-decimal and compound bases](#)
- [18.11. Special mekso selbri](#)
- [18.12. Number questions](#)
- [18.13. Subscripts](#)
- [18.14. Infix operators revisited](#)
- [18.15. Vectors and matrices](#)
- [18.16. Reverse Polish notation](#)
- [18.17. Logical and non-logical connectives within mekso](#)
- [18.18. Using Lojban resources within mekso](#)
- [18.19. Other uses of mekso](#)
- [18.20. Explicit operator precedence](#)
- [18.21. Miscellany](#)
- [18.22. Four score and seven: a mekso problem](#)
- [18.23. mekso selma'o summary](#)
- [18.24. Complete table of VUhU cmavo, with operand structures](#)
- [18.25. Complete table of PA cmavo: digits, punctuation, and other numbers](#)
- [18.26. Table of MOI cmavo, with associated rafsi and place structures](#)

[19. Putting it all together: notes on the structure of Lojban texts](#)

- [19.1. Introductory](#)
- [19.2. Sentences: I](#)
- [19.3. Paragraphs: NIhO](#)
- [19.4. Topic-comment sentences: ZOhU](#)
- [19.5. Questions and answers](#)
- [19.6. Subscripts: XI](#)
- [19.7. Utterance ordinals: MAI](#)
- [19.8. Attitude scope markers: FUhE/FUhO](#)
- [19.9. Quotations: LU, LIhU, LOhU, LEhU](#)
- [19.10. More on quotations: ZO, ZOI](#)
- [19.11. Contrastive emphasis: BAhE](#)
- [19.12. Parenthesis and metalinguistic commentary: TO, TOI, SEI](#)
- [19.13. Erasure: SI, SA, SU](#)
- [19.14. Hesitation: Y](#)
- [19.15. No more to say: FAhO](#)
- [19.16. List of cmavo interactions](#)
- [19.17. List of elidable terminators](#)

[20. A catalogue of selma'o](#)
[20.1. A catalogue of selma'o](#)

[21. Formal grammars](#)
[21.1. EBNF grammar of Lojban](#)

[Chrestomathy](#)
[1. The North Wind and the Sun](#)
[2. Terry, the Tiger, visits the big city](#)
[3. There will come soft rains](#)
[4. Alice in Wonderland](#)
[5. Kubla Khan](#)

[Lojban Words Glossary](#)
[Lojban Words Index](#)
[General Index](#)

Chapter 1. Lojban as we mangle it in Lojbanistan: about this book

The picture for chapter 1

1.1. What is Lojban?

Lojban (pronounced “ LOZH-bahn ”) is a constructed language. Previous versions of the language were called “ Loglan ” by Dr. James Cooke Brown, who founded the Loglan Project and started the development of the language in 1955. The goals for the language were first described in the open literature in the article “ Loglan ” , published in *Scientific American* , June, 1960. Made well-known by that article and by occasional references in science fiction (most notably in Robert Heinlein's novel *The Moon Is A Harsh Mistress*) and computer publications, Loglan and Lojban have been built over four decades by dozens of workers and hundreds of supporters, led since 1987 by The Logical Language Group (who are the publishers of this book).

There are thousands of artificial languages (of which Esperanto is the best-known), but Loglan/Lojban has been engineered to make it unique in several ways. The following are the main features of Lojban:

- Lojban is designed to be used by people in communication with each other, and possibly in the future with computers.
- Lojban is designed to be neutral between cultures.
- Lojban grammar is based on the principles of predicate logic.

- Lojban has an unambiguous yet flexible grammar.
- Lojban has phonetic spelling, and unambiguously resolves its sounds into words.
- Lojban is simple compared to natural languages; it is easy to learn.
- Lojban's 1300 root words can be easily combined to form a vocabulary of millions of words.
- Lojban is regular; the rules of the language are without exceptions.
- Lojban attempts to remove restrictions on creative and clear thought and communication.
- Lojban has a variety of uses, ranging from the creative to the scientific, from the theoretical to the practical.
- Lojban has been demonstrated in translation and in original works of prose and poetry.

1.2. What is this book?

This book is what is called a “reference grammar”. It attempts to expound the whole Lojban language, or at least as much of it as is understood at present. Lojban is a rich language with many features, and an attempt has been made to discover the functions of those features. The word “discover” is used advisedly; Lojban was not “invented” by any one person or committee. Often, grammatical features were introduced into the language long before their usage was fully understood. Sometimes they were introduced for one reason, only to prove more useful for other reasons not recognized at the time.

By intention, this book is complete in description but not in explanation. For every rule in the formal Lojban grammar (given in [Chapter 21](#)), there is a bit of explanation and an example somewhere in the book, and often a great deal more than a bit. In essence, [Chapter 2](#) gives a brief overview of the language, [Chapter 21](#) gives the formal structure of the language, and the chapters in between put semantic flesh on those formal bones. I hope that eventually more grammatical material founded on (or even correcting) the explanations in this book will become available.

Nevertheless, the publication of this book is, in one sense, the completion of a long period of language evolution. With the exception of a possible revision of the language that will not even be considered until five years from publication date, and any revisions of this book needed to correct outright errors, the language described in this book will not be changing by deliberate act of its creators any more. Instead, language change will take place in the form of new vocabulary –

Lojban does not yet have nearly the vocabulary it needs to be a fully usable language of the modern world, as [Chapter 12](#) explains – and through the irregular natural processes of drift and (who knows?) native-speaker evolution. (Teach your children Lojban!) You can learn the language described here with assurance that (unlike previous versions of Lojban and Loglan, as well as most other artificial languages) it will not be subject to further fiddling by language-meisters.

It is probably worth mentioning that this book was written somewhat piecemeal. Each chapter began life as an explication of a specific Lojban topic; only later did these begin to clump together into a larger structure of words and ideas. Therefore, there are perhaps not as many cross-references as there should be. However, I have attempted to make the index as comprehensive as possible.

Each chapter has a descriptive title, often involving some play on words; this is an attempt to make the chapters more memorable. The title of [Chapter 1](#) (which you are now reading), for example, is an allusion to the book *English As We Speak It In Ireland*, by P. W. Joyce, which is a sort of informal reference grammar of Hiberno-English. “Lojbanistan” is both an imaginary country where Lojban is the native language, and a term for the actual community of Lojban-speakers, scattered over the world. Why “mangle”? As yet, nobody in the real Lojbanistan speaks the language at all well, by the standards of the imaginary Lojbanistan; that is one of the circumstances this book is meant to help remedy.

1.3. What are the typographical conventions of this book?

Each chapter is broken into numbered sections; each section contains a mixture of expository text, numbered examples, and possibly tables.

The reader will notice a certain similarity in the examples used throughout the book. One chapter after another rings the changes on the self-same sentences:

Example 1.1.

miklamale zarci
I go-to that-which-I-describe-as-a store.

I go to the store.

will become wearisomely familiar before [Chapter 21](#) is reached. This method is deliberate; I have tried to use simple and (eventually) familiar examples wherever possible, to avoid obscuring new grammatical points with new vocabulary. Of course, this is not the method of a textbook, but this book is not a textbook (although people have learned Lojban from it and its predecessors). Rather, it is

intended both for self-learning (of course, at present would-be Lojban teachers must be self-learners) and to serve as a reference in the usual sense, for looking up obscure points about the language.

It is useful to talk further about [Example 1.1](#) for what it illustrates about examples in this book. Examples usually occupy three lines. The first of these is in Lojban (in italics), the second in a word-by-word literal translation of the Lojban into English (in boldface), and the third in colloquial English. The second and third lines are sometimes called the “ literal translation ” and the “ colloquial translation ” respectively. Sometimes, when clarity is not sacrificed thereby, one or both are omitted. If there is more than one Lojban sentence, it generally means that they have the same meaning.

Words are sometimes surrounded by square brackets. In Lojban texts, these enclose optional grammatical particles that may (in the context of the particular example) be either omitted or included. In literal translations, they enclose words that are used as conventional translations of specific Lojban words, but don't have exactly the meanings or uses that the English word would suggest. In [Chapter 3](#), square brackets surround phonetic representations in the International Phonetic Alphabet.

Many of the tables, especially those placed at the head of various sections, are in three columns. The first column contains Lojban words discussed in that section; the second column contains the grammatical category (represented by an UPPER CASE Lojban word) to which the word belongs, and the third column contains a brief English gloss, not necessarily or typically a full explanation. Other tables are explained in context.

A few Lojban words are used in this book as technical terms. All of these are explained in [Chapter 2](#), except for a few used only in single chapters, which are explained in the introductory sections of those chapters.

1.4. Disclaimers

It is necessary to add, alas, that the examples used in this book do not refer to any existing person, place, or institution, and that any such resemblance is entirely coincidental and unintentional, and not intended to give offense.

When definitions and place structures of gismu, and especially of lujvo, are given in this book, they may differ from those given in the English-Lojban dictionary (which, as of this writing, is not yet published). If so, the information given in the dictionary supersedes whatever is given here.

1.5. Acknowledgements and credits

Although the bulk of this book was written for the Logical Language Group (LLG)

by John Cowan, who is represented by the occasional authorial “ I ” , certain chapters were first written by others and then heavily edited by me to fit into this book.

In particular: [Chapter 2](#) is a fusion of originally separate documents, one by Athelstan, and one by Nora Tansky LeChevalier and Bob LeChevalier; [Chapter 3](#) and [Chapter 4](#) were originally written by Bob LeChevalier with contributions by Chuck Barton; [Chapter 12](#) was originally written (in much longer form) by Nick Nicholas; the dialogue near the end of [Chapter 13](#) was contributed by Nora Tansky LeChevalier; [Chapter 15](#) and parts of [Chapter 16](#) were originally by Bob LeChevalier. The BNF grammar, which is also in [Chapter 21](#), was originally written by me, then rewritten by Clark Nelson, and finally touched up by me again.

The research into natural languages from which parts of [Chapter 5](#) draw their material was performed by Ivan Derzhanski. LLG acknowledges his kind permission to use the fruits of his research.

The pictures in this book were drawn by Nora Tansky LeChevalier, except for the picture appearing in [Chapter 4](#), which is by Sylvia Rutiser Rissell.

The index was made by Nora Tansky LeChevalier.

I would like to thank the following people for their detailed reviews, suggestions, comments, and early detection of my embarrassing errors in Lojban, logic, English, and cross-references: Nick Nicholas, Mark Shoulson, Veijo Vilva, Colin Fine, And Rosta, Jorge Llambias, Iain Alexander, Paulo S. L. M. Barreto, Robert J. Chassell, Gale Cowan, Karen Stein, Ivan Derzhanski, Jim Carter, Irene Gates, Bob LeChevalier, John Parks-Clifford (also known as “ pc ”), and Nora Tansky LeChevalier.

Nick Nicholas (NSN) would like to thank the following Lojbanists: Mark Shoulson, Veijo Vilva, Colin Fine, And Rosta, and Iain Alexander for their suggestions and comments; John Cowan, for his extensive comments, his exemplary trailblazing of Lojban grammar, and for solving the *manskapi* dilemma for NSN; Jorge Llambias, for his even more extensive comments, and for forcing NSN to think more than he was inclined to; Bob LeChevalier, for his skeptical overview of the issue, his encouragement, and for scouring all Lojban text his computer has been burdened with for lujvo; Nora Tansky LeChevalier, for writing the program converting old rafsi text to new rafsi text, and sparing NSN from embarrassing errors; and Jim Carter, for his dogged persistence in analyzing lujvo algorithmically, which inspired this research, and for first identifying the three lujvo classes.

Of course, the entire Loglan Project owes a considerable debt to James Cooke Brown as the language inventor, and also to several earlier contributors to the development of the language. Especially noteworthy are Doug Landauer, Jeff Prothero, Scott Layson, Jeff Taylor, and Bob McIvor. Final responsibility for the

remaining errors and infelicities is solely mine.

1.6. Informal bibliography

The founding document for the Loglan Project, of which this book is one of the products, is *Loglan 1: A Logical Language* by James Cooke Brown (4th ed. 1989, The Loglan Institute, Gainesville, Florida, U.S.A.). The language described therein is not Lojban, but is very close to it and may be considered an ancestral version. It is regrettably necessary to state that nothing in this book has been approved by Dr. Brown, and that the very existence of Lojban is disapproved of by him.

The logic of Lojban, such as it is, owes a good deal to the American philosopher W. v.O. Quine, especially *Word and Object* (1960, M.I.T. Press). Much of Quine's philosophical writings, especially on observation sentences, reads like a literal translation from Lojban.

The theory of negation expounded in [Chapter 15](#) is derived from a reading of Laurence Horn's work *A Natural History of Negation* .

Of course, neither Brown nor Quine nor Horn is in any way responsible for the uses or misuses I have made of their works.

Depending on just when you are reading this book, there may be three other books about Lojban available: a textbook, a Lojban/English dictionary, and a book containing general information about Lojban. You can probably get these books, if they have been published, from the same place where you got this book. In addition, other books not yet foreseen may also exist.

1.7. Captions to pictures

The following examples list the Lojban caption, with a translation, for the picture at the head of each chapter. If a chapter's picture has no caption, “ (none) ” is specified instead.

coi .lojban.

Greetings, O Lojban!

[Chapter 1](#)

coi rodo

Greetings, all-of you

[Chapter 2](#) (none)

.i .ai .i .ai .o

[Chapter 3](#)

[a sequence of arbitrary Lojban words]

jbobliku

[Chapter 4](#)

Lojbanic-blocks

[Chapter 5](#) (none)

lei re nanmucubevri le re nanmu
The-mass-of two men carry the two men

[Chapter 6](#)

Two men (jointly) carry two men (both of them).

ma drani danfu
[What-sumti] is-the-correct type-of-answer?

.idi'e
The-next-sentence.

[Chapter 7](#)

.idi'u .idei
The-previous-sentence. This-sentence.

.iri .ido'i
The-previous-sentence. An-unspecified-utterance.

[Chapter 8](#)

ko viskare prenu poi bruna la .santas.
[You!] see two persons who-are brothers-of that-named Santa.

[Chapter 9](#) (none)

za'o klama
[superfective] come/go

[Chapter 10](#)

Something goes (or comes) for too long.

[Chapter 11](#)

le si'o kunti
The concept-of emptiness

[Chapter 12](#) (none)

[Chapter 13](#)

.oi ro'i ro'a ro'o
[Pain!][emotional][social][physical]

[Chapter 14](#) (none)

mina'e lumcile karce
I other-than wash the car

[Chapter 15](#)

I didn't wash the car.

drata mupli pe'u .djan.
another example [please] John

[Chapter 16](#)

Another example, John, please!

zai xanlerfu bu ly .obu .jy by .abu ny.
[Shift]hand-letters l o j b a n

[Chapter 17](#)

"Lojban" in a manual alphabet

[Chapter 18](#) no no
0 0

[Chapter 19](#) (none)

[Chapter 20](#) (none)

[Chapter 21](#) (none)

1.8. Boring legalities

Copyright © 1997 by The Logical Language Group, Inc. All Rights Reserved.

Permission is granted to make and distribute verbatim copies of this book, either in electronic or in printed form, provided the copyright notice and this permission notice are preserved on all copies.

Permission is granted to copy and distribute modified versions of this book, provided that the modifications are clearly marked as such, and provided that the entire resulting derived work is distributed under the terms of a permission notice identical to this one.

Permission is granted to copy and distribute translations of this book into another language, under the above conditions for modified versions, except that this

permission notice may be stated in a translation that has been approved by the Logical Language Group, rather than in English.

The contents of [Chapter 21](#) are in the public domain.

For information, contact: The Logical Language Group, 2904 Beau Lane, Fairfax VA 22031-1303 USA. Telephone: 703-385-0273. Email address: llg-board@lojban.org. Web Address: <http://www.lojban.org>.

Chapter 2. A quick tour of Lojban grammar, with diagrams

The picture for chapter 2

2.1. The concept of the bridi

This chapter gives diagrammed examples of basic Lojban sentence structures. The most general pattern is covered first, followed by successive variations on the basic components of the Lojban sentence. There are many more capabilities not covered in this chapter, but covered in detail in later chapters, so this chapter is a “ quick tour ” of the material later covered more slowly throughout the book. It also introduces most of the Lojban words used to discuss Lojban grammar.

Let us consider John and Sam and three statements about them:

Example 2.1.

John is the father of Sam.

Example 2.2.

John hits Sam.

Example 2.3.

John is taller than Sam.

These examples all describe relationships between John and Sam. However, in English, we use the noun “ father ” to describe a static relationship in

place structure explicitly. The primary task of constructing a Lojban sentence, after choosing the relationship itself, is deciding what you will use to fill in the sumti places.

This book uses the Lojban terms *bridi*, *sumti* and *selbri*, because it is best to come to understand them independently of the English associations of the corresponding words, which are only roughly similar in meaning anyhow.

The Lojban examples in this chapter (but not in the rest of the book) use boldface (as well as the usual italics) for *selbri*, to help you to tell them apart.

2.2. Pronunciation

Detailed pronunciation and spelling rules are given in [Chapter 3](#), but what follows will keep the reader from going too far astray while digesting this chapter.

Lojban has six recognized vowels: *a*, *e*, *i*, *o*, *u* and *y*. The first five are roughly pronounced as “a” as in “father”, *e* as in “let”, *i* as in “machine”, *o* as in “dome” and *u* as in “flute”. *y* is pronounced as the sound called “schwa” that is, as the unstressed “a” as in “about” or “around”.

Twelve consonants in Lojban are pronounced more or less as their counterparts are in English: *b*, *d*, *f*, *k*, *l*, *m*, *n*, *p*, *r*, *t*, *v* and *z*. The letter *c* on the other hand is pronounced as the “sh” in “hush” while *j* is its voiced counterpart, the sound of the “s” in “pleasure”. *g* is always pronounced as it is in “gift” never as in “giant”. *s* is as in “sell” never as in “rose”. The sound of *x* is not found in English in normal words. It is found as “ch” in Scottish “loch” as “j” in Spanish “junta” and as „ch“ in German „Bach“; it also appears in the English interjection “yecchh!”. It gets easier to say as you practice it. The letter *r* can be trilled, but doesn't have to be.

The Lojban diphthongs *ai*, *ei*, *oi* and *au* are pronounced much as in the English words “sigh”, “say”, “boy” and “how”. Other Lojban diphthongs begin with an *i* pronounced like English “y” (for example, *io* is pronounced “yo”) or else with a *u* pronounced like English “w” (for example, *ua* is pronounced “wa”).

Lojban also has three “semi-letters”: the period, the comma and the apostrophe. The period represents a glottal stop or a pause; it is a required stoppage of the flow of air in the speech stream. The apostrophe sounds just like the English letter “h”. Unlike a regular consonant, it is not found at the beginning or end of a word, nor is it found adjacent to a consonant; it is only found between two vowels. The comma has no sound associated with it, and is used to separate syllables that might ordinarily run together. It is not used in this chapter.

Stress falls on the next to the last syllable of all words, unless that vowel is *y*.

which is never stressed; in such words the third-to-last syllable is stressed. If a word only has one syllable, then that syllable is not stressed.

All Lojban words are pronounced as they are spelled: there are no silent letters.

2.3. Words that can act as sumti

Here is a short table of single words used as sumti. This table provides examples only, not the entire set of such words, which may be found in [Section 7.16](#).

mi I/me, we/us

do you

ti this, these

ta that, those

tu that far away, those far away

zo'e unspecified value (used when a sumti is unimportant or obvious)

Lojban sumti are not specific as to number (singular or plural), nor gender (masculine/feminine/neutral). Such distinctions can be optionally added by methods that are beyond the scope of this chapter.

The cmavo [ti](#), [ta](#), and [tu](#) refer to whatever the speaker is pointing at, and should not be used to refer to things that cannot in principle be pointed at.

Names may also be used as sumti, provided they are preceded with the word [la](#):

la .meris. the one/ones named Mary

la .djan. the one/ones named John

Other Lojban spelling versions are possible for names from other languages, and there are restrictions on which letters may appear in Lojban names: see [Section 6.12](#) for more information.

2.4. Some words used to indicate selbri relations

Here is a short table of some words used as Lojban selbri in this chapter:

<i>vecnu</i>	x 1 (seller) sells x 2 (goods) to x 3 (buyer) for x 4 (price)
<i>tavla</i>	x 1 (talker) talks to x 2 (audience) about x 3 (topic) in language x 4
<i>sutra</i>	x 1 (agent) is fast at doing x 2 (action)
<i>blari'o</i>	x 1 (object/light source) is blue-green
<i>melbi</i>	x 1 (object/idea) is beautiful to x 2 (observer) by standard x 3
<i>cutci</i>	x 1 is a shoe/boot for x 2 (foot) made of x 3 (material)
<i>bajra</i>	x 1 runs on x 2 (surface) using x 3 (limbs) in manner x 4 (gait)
<i>klama</i>	x 1 goes/comes to x 2 (destination) from x 3 (origin point) via x 4 (route) using x 5 (means of transportation)
<i>pluka</i>	x 1 pleases/is pleasing to x 2 (experiencer) under conditions x 3
<i>gerku</i>	x 1 is a dog of breed x 2
<i>kurji</i>	x 1 takes care of x 2
<i>kanro</i>	x 1 is healthy by standard x 2
<i>stali</i>	x 1 stays/remains with x 2
<i>zarci</i>	x 1 is a market/store/shop selling x 2 (products) operated by x 3 (storekeeper)

Each selbri (relation) has a specific rule that defines the role of each sumti in the bridi, based on its position. In the table above, that order was expressed by labeling the sumti positions as x 1 , x 2 , x 3 , x 4 , and x 5 .

Like the table in [Section 2.3](#), this table is far from complete: in fact, no complete table can exist, because Lojban allows new words to be created (in specified ways) whenever a speaker or writer finds the existing supply of words inadequate. This notion is a basic difference between Lojban (and some other languages such as German and Chinese) and English; in English, most people are very leery of using words that “ aren't in the dictionary ” . Lojbanists are encouraged to invent new words; doing so is a major way of participating in the development of the language. [Chapter 4](#) explains how to make new words, and [Chapter 12](#) explains how to give them appropriate meanings.

2.5. Some simple Lojban bridi

Let's look at a simple Lojban bridi. The place structure of the gismu [*tavla*](#) is

Example 2.7.

x 1 talks to x 2 about x 3 in language x 4

where the “ x ” es with following numbers represent the various arguments that could be inserted at the given positions in the English sentence. For example:

Example 2.8.

John talks to Sam about engineering in Lojban.

has “ John ” in the x₁ place, “ Sam ” in the x₂ place, “ engineering ” in the x₃ place, and “ Lojban ” in the x₄ place, and could be paraphrased:

Example 2.9.

Talking is going on, with speaker John and listener Sam and subject matter engineering and language Lojban.

The Lojban bridi corresponding to [Example 2.7](#) will have the form

Example 2.10.

x₁[cu]tavla x₂ x₃ x₄

The word cu serves as a separator between any preceding sumti and the selbri. It can often be omitted, as in the following examples.

Example 2.11.

mitavla dozo'e zo'e

I talk to you about something in some language.

Example 2.12.

dotavla mitazo'e

You talk to me about that thing in a language.

Example 2.13.

mitavla zo'e tuly.

I talk to someone about that thing yonder in language L.

(In [Example 2.13](#) the word [ly.](#) is a so-called letteral for the Lojban letter “ l ” and refers to something labelled “ l ”, most likely the language “ Lojban ” as its first letter is “ l ”).

When there are one or more occurrences of the cmavo [zo'e](#) at the end of a bridi, they may be omitted, a process called “ ellipsis ”. [Example 2.11](#) and [Example 2.12](#) may be expressed thus:

Example 2.14.

mitavlado

I talk to you (about something in some language).

Example 2.15.

dotavlamita

You talk to me about that thing (in some language).

Note that [Example 2.13](#) is not subject to ellipsis by this direct method, as the [zo'e](#) in it is not at the end of the bridi.

2.6. Variant bridi structure

Consider the sentence

Example 2.16.

mi [cu]vecnuti ta zo'e

seller-x₁- sells goods-sold-x₂ buyer-x₃ price-x₄

I - sell this to that for some price.

I sell this-thing/these-things to that-buyer/those-buyers.

(the price is obvious or unimportant)

[Example 2.16](#) has one sumti (the x₁) before the selbri. It is also possible to put more than one sumti before the selbri, without changing the order of sumti:

Example 2.17.

mi ti [cu]vecnu ta

seller-x₁ goods-sold-x₂- sells buyer-x₃

I this - sell to that.

(translates as stilted or poetic English)

I this thing do sell to that buyer.

Example 2.18.

mi ti ta [cu]vecnu

seller-x₁ goods-sold-x₂ buyer-x₃ - sells

I this to that - sell

(translates as stilted or poetic English)

I this thing to that buyer do sell.

[Example 2.16](#) through [Example 2.18](#) mean the same thing. Usually, placing more than one sumti before the selbri is done for style or for emphasis on the sumti that are out-of-place from their normal position. (Native speakers of languages other than English may prefer such orders.)

If there are no sumti before the selbri, then it is understood that the x₁ sumti value is equivalent to [zo'e](#) ; i.e. unimportant or obvious, and therefore not given. Any sumti after the selbri start counting from x₂.

Example 2.19.

ta [cu]melbi

object/idea-x₁ - is-beautiful (to someone by some standard)

That/Those - is/are beautiful.

That is beautiful.

Those are beautiful.

when the x₁ is omitted, becomes:

Example 2.20.

melbi

unspecified-x 1 is-beautiful to someone by some standard

Beautiful!

It's beautiful!

Omitting the x 1 adds emphasis to the selbri relation, which has become first in the sentence. This kind of sentence is termed an observative, because it is often used when someone first observes or takes note of the relationship, and wishes to quickly communicate it to someone else. Commonly understood English observatives include “ Smoke! ” upon seeing smoke or smelling the odor, or “ Car! ” to a person crossing the street who might be in danger. Any Lojban selbri can be used as an observative if no sumti appear before the selbri.

The word [cu](#) does not occur in an observative; [cu](#) is a separator, and there must be a sumti before the selbri that needs to be kept separate for [cu](#) to be used. With no sumti preceding the selbri, [cu](#) is not permitted. Short words like [cu](#) which serve grammatical functions are called [cmavo](#) in Lojban.

2.7. Varying the order of sumti

For one reason or another you may want to change the order, placing one particular sumti at the front of the bridi. The cmavo [se](#), when placed before the last word of the selbri, will switch the meanings of the first and second sumti places. So

Example 2.21.

mitavla doti

I talk to you about this.

has the same meaning as

Example 2.22.

dose tavlamiti

You are talked to by me about this.

The cmavo te when used in the same location, switches the meanings of the first and the third sumti places.

Example 2.23.

mitavladoti

I talk to you about this.

has the same meaning as

Example 2.24.

tite tavladomi

This is talked about to you by me.

Note that only the first and third sumti have switched places; the second sumti has remained in the second place.

The cmavo ve and xe switch the first and fourth sumti places, and the first and fifth sumti places, respectively. These changes in the order of places are known as “ conversions ” and the se, te, ve and xe cmavo are said to convert the selbri.

More than one of these operators may be used on a given selbri at one time, and in such a case they are evaluated from left to right. However, in practice they are

used one at a time, as there are better tools for complex manipulation of the sumti places. See [Section 9.4](#) for details.

The effect is similar to what in English is called the “ passive voice ” . In Lojban, the converted selbri has a new place structure that is renumbered to reflect the place reversal, thus having effects when such a conversion is used in combination with other constructs such as *le selbri [ku]* (see [Section 2.10](#)).

2.8. The basic structure of longer utterances

People don't always say just one sentence. Lojban has a specific structure for talk or writing that is longer than one sentence. The entirety of a given speech event or written text is called an utterance. The sentences (usually, but not always, bridi) in an utterance are separated by the cmavo *ni'o* and *i*. These correspond to a brief pause (or nothing at all) in spoken English, and the various punctuation marks like period, question mark, and exclamation mark in written English. These separators prevent the sumti at the beginning of the next sentence from being mistaken for a trailing sumti of the previous sentence.

The cmavo *ni'o* separates paragraphs (covering different topics of discussion). In a long text or utterance, the topical structure of the text may be indicated by multiple *ni'o*s, with perhaps *ni'oni'oni'o* used to indicate a chapter, *ni'oni'o* to indicate a section, and a single *ni'o* to indicate a subtopic corresponding to a single English paragraph.

The cmavo *i* separates sentences. It is sometimes compounded with words that modify the exact meaning (the semantics) of the sentence in the context of the utterance. (The cmavo *xu*, discussed in [Section 2.15](#), is one such word – it turns the sentence from a statement to a question about truth.) When more than one person is talking, a new speaker will usually omit the *i* even though she/he may be continuing on the same topic.

It is still O.K. for a new speaker to say the *i* before continuing; indeed, it is encouraged for maximum clarity (since it is possible that the second speaker might merely be adding words onto the end of the first speaker's sentence). A good translation for *i* is the “ and ” used in run-on sentences when people are talking informally: “ I did this, and then I did that, and ..., and ... ” .

2.9. tanru

When two gismu are adjacent, the first one modifies the second, and the selbri takes its place structure from the rightmost word. Such combinations of gismu are called *tanru*. For example,

Example 2.25.

sutra tavla

has the place structure

Example 2.26.

x_1 is a fast type-of talker to x_2 about x_3 in language x_4

x_1 talks fast to x_2 about x_3 in language x_4

When three or more gismu are in a row, the first modifies the second, and that combined meaning modifies the third, and that combined meaning modifies the fourth, and so on. For example

Example 2.27.

sutra tavla cutci

has the place structure

Example 2.28.

s_1 is a fast-talker type of shoe worn by s_2 of material s_3

That is, it is a shoe that is worn by a fast talker rather than a shoe that is fast and is also worn by a talker.

Note especially the use of “ type-of ” as a mechanism for connecting the English translations of the two or more gismu; this convention helps the learner understand each tanru in its context. Creative interpretations are also possible, however:

Example 2.29.

bajra cutci
runnershoe

most probably refers to shoes suitable for runners, but might be interpreted in some imaginative instances as “ shoes that run (by themselves?) ” . In general,

however, the meaning of a tanru is determined by the literal meaning of its components, and not by any connotations or figurative meanings. Thus

Example 2.30.

sutra tavla
fast talker

would not necessarily imply any trickery or deception, unlike the English idiom, and a

Example 2.31.

jikca toldi
social butterfly

must always be ~~ana insect moth withor largea brightly-colored wings, of the family Lepidoptera butterfly.~~

The place structure of a tanru is always that of the final component of the tanru. Thus, the following has the place structure of *klama*:

Example 2.32.

mi[cu]sutra klama la meris.

I - quickly-go to Mary.

With the conversion *se klama* as the final component of the tanru, the place structure of the entire selbri is that of *se klama* : the x 1 place is the destination, and the x 2 place is the one who goes:

Example 2.33.

mi[cu]sutra se klama la meris.

I - quickly am-gone-to by Mary.

The following example shows that there is more to conversion than merely switching places, though:

Example 2.34.

la tam. [cu] melbi tavla la meris.

Tom - beautifully-talks to Mary.

Tom - is a beautiful-talkerto Mary.

has the place structure of *tavla* , but note the two distinct interpretations.

Now, using conversion, we can modify the place structure order:

Example 2.35.

la meris. [cu] melbi se tavla la tam.

Mary - is beautifully-talked-to by Tom.

Mary - is a beautiful-audience for Tom.

and we see that the modification has been changed so as to focus on Mary's role in the *bridi* relationship, leading to a different set of possible interpretations.

Note that there is no place structure change if the modifying term is converted, and so less drastic variation in possible meanings:

Example 2.36.

la tam. [cu] tavla melbi la meris.

Tom - is talkerly-beautiful to Mary.


Example 2.37.

la tam.[cu]se tavla melbi la meris.

Tom - is audiencely-beautiful to Mary.

and we see that the manner in which Tom is seen as beautiful by Mary changes, but Tom is still the one perceived as beautiful, and Mary, the observer of beauty.

2.10. Description sumti

Often we wish to talk about things other than the speaker, the listener and things we can point to. Let's say I want to talk about a talker other than *mi*. What I want to talk about would naturally fit into the first place of *tavla*. Lojban, it turns out, has an operator that pulls this first place out of a selbri and converts it to a sumti called a "description sumti". The description sumti *le tavla ku* means "the talker"  and may be used wherever any sumti may be used.

For example,

Example 2.38.


mitavla dole tavla [ku]

means the same as

Example 2.39.

I talk to you about the talker

where "the talker" is presumably someone other than me, though not necessarily.

Similarly *le sutra tavla ku* is "the fast talker"  and *le sutra te tavla ku* is "the fast subject of talk" or "the subject of fast talk". Which of these related meanings is understood will depend on the context in which the expression is used. The most plausible interpretation within the context will generally be assumed by a listener to be the intended one.

In many cases the word *ku* may be omitted. In particular, it is never necessary in a description at the end of a sentence, so:

Example 2.40.

mitavla do le tavla

I talk-to-you about-the talker

means exactly the same thing as [Example 2.38](#).

There is a problem when we want to say “ The fast one is talking. ” The “ obvious ” translation *le sutra tavla* turns out to mean “ the fast talker ” and has no selbri at all. To solve this problem we can use the word *cu* which so far has always been optional, in front of the selbri.

The word *cu* has no meaning, and exists only to mark the beginning of the selbri within the brid, separating it from a previous sumti. It comes before any other part of the selbri, including other cmavo like *se* or *te*. Thus:

Example 2.41.

le sutra tavla

The fast talker

Example 2.42.

le sutra cu tavla

The fast one- is talking.

Example 2.43.

le sutra se tavla

The fast talked-to one

Example 2.44.

le sutra cu se tavla

The fast one- is talked to.

Consider the following more complex example, with two description sumti.

Example 2.45.

mi[*cu*]tavla le vecnu [ku]le blari'o [ku]

I - talk-to-the seller- about the blue-green-thing. -

The sumti *le vecnu* contains the selbri *vecnu*, which has the “seller” in the x1 place, and uses it in this sentence to describe a particular “seller” that the speaker has in mind (one that he or she probably expects the listener will also know about). Similarly, the speaker has a particular blue-green thing in mind, which is described using *le* to mark *blari'o*, a selbri whose first sumti is something blue-green.

It is safe to omit both occurrences of *ku* in [Example 2.45](#), and it is also safe to omit the *cu*.

2.11. Examples of brivla

The simplest form of selbri is an individual word. A word which may by itself express a selbri relation is called a *brivla*. The three types of brivla are gismu (root words), *lujvo* (compounds), and *fu'ivla* (borrowings from other languages). All have identical grammatical uses. So far, most of our selbri have been gismu or *tanru* built from gismu.

gismu:

Example 2.46.

mi [cu]klamati zo'e zo'e ta

Go-er- goes destination origin route means.

I go here (to this) using that means (from somewhere via some route).

lujvo:

Example 2.47.

ta [cu]blari'o



That- is-blue-green.

fu'ivla:

Example 2.48.

ti [cu]djarspageti

This- is-spaghetti.

Some cmavo may also serve as selbri, acting as variables that stand for another selbri. The most commonly used of these is *go'i*   which represents the main bridi of the previous Lojban sentence, with any new sumti or other sentence features being expressed replacing the previously expressed ones. Thus, in this context:

Example 2.49.

ta [cu]go'i

That- too/same-as-last selbri.

That (is spaghetti), too.

2.12. The sumti *di'u* and *la'e di'u*

In English, I might say “ The dog is beautiful ” , and you might reply “ This pleases me. ” How do you know what “ this ” refers to? Lojban uses different expressions to convey the possible meanings of the English:

Example 2.50.

le gerku[ku]cu melbi

The dog is beautiful.

The following three sentences all might translate as “ This pleases me. ”

Example 2.51.

ti[cu]plukami

This (the dog) pleases me.

Example 2.52.

di'u[cu]plukami

This (the last sentence) pleases me (perhaps because it is grammatical or sounds nice).

Example 2.53.

la'e di'u[cu]pluka mi

This (the meaning of the last sentence; i.e. that the dog is beautiful) pleases me.

[Example 2.53](#) uses one sumti to point to or refer to another by inference. It is common to write [la'edi'u](#) as a single word; it is used more often than [di'u](#) by itself.

2.13. Possession

“ Possession ” refers to the concept of specifying an object by saying who it belongs to (or with). A full explanation of Lojban possession is given in [Chapter 8](#). A simple means of expressing possession, however, is to place a sumti representing the possessor of an object within the description sumti that refers to the object: specifically, between the [le](#) and the selbri of the description:

Example 2.54.

le mi gerku cusutra

The of-me dog- is fast.

My dog is fast.

In Lojban, possession doesn't necessarily mean ownership: one may “ possess ” a chair simply by sitting on it, even though it actually belongs to someone else. English uses possession casually in the same way, but also uses it to refer to actual ownership or even more intimate relationships: “ my arm ” doesn't mean “ some arm I own ” but rather “ the arm that is part of my body ” . Lojban has methods of specifying all these different kinds of possession precisely and easily.

2.14. Vocatives and commands

You may call someone's attention to the fact that you are addressing them by using *doi* followed by their name. The sentence

Example 2.55.

doi .djan.

means “ Oh, John, I'm talking to you ” . It also has the effect of setting the value of *do*; *do* now refers to “ John ” until it is changed in some way in the conversation. Note that [Example 2.55](#) is not a bridi, but it is a legitimate Lojban sentence nevertheless; it is known as a “ vocative phrase ” .

Other cmavo can be used instead of *doi* in a vocative phrase, with a different significance. For example, the cmavo *coi* means “ hello ” and *co'o* means “ good-bye ” . Either word may stand alone, they may follow one another, or either may be followed by a Lojbanized name surrounded by pauses.

Example 2.56.

coi .djan.
Hello, John.

Example 2.57.

co'o .djan.
Good-bye, John.

Commands are expressed in Lojban by a simple variation of the main bridi structure. If you say

Example 2.58.

do tavla

You are-talking.

you are simply making a statement of fact. In order to issue a command in Lojban,

substitute the word [ko](#) for [do](#). The bridi

Example 2.59.

kotavla

instructs the listener to do whatever is necessary to make [Example 2.58](#) true; it means “ Talk! ” Other examples:

Example 2.60.

kosutra

Be fast!

The [ko](#) need not be in the x 1 place, but rather can occur anywhere a sumti is allowed, leading to possible Lojban commands that are very unlike English commands:

Example 2.61.

mitavla ko

Be talked to by me.

Let me talk to you.

The cmavo [ko](#) can fill any appropriate sumti place, and can be used as often as is appropriate for the selbri:


Example 2.62.

kokurji ko

and


Example 2.63.

ko ko kurji

both mean “ You take care of you ” and “ Be taken care of by you ”  or to put it colloquially, “ Take care of yourself ” .

2.15. Questions

There are many kinds of questions in Lojban: full explanations appear in [Section 19.5](#) and in various other chapters throughout the book. In this chapter, we will introduce three kinds: sumti questions, selbri questions, and yes/no questions.

The cmavo [ma](#) is used to create a sumti question: it indicates that the speaker wishes to know the sumti which should be placed at the location of the [ma](#) to make the bridi true. It can be translated as “ Who? ” or “ What? ” in most cases, but also serves for “ When? ” , “ Where? ” , and “ Why? ” when used in sumti places that express time, location, or cause. For example:

Example 2.64.

ma tavlado mi

Who? talks to-you about-me.

Who is talking to you about me?

The listener can reply by simply stating a sumti:

Example 2.65.

la djan.

John (is talking to you about me).

Like [ko](#), [ma](#) can occur in any position where a sumti is allowed, not just in the first position:

Example 2.66.

do [cu]tavla ma

You- talk to what/whom?

A [ma](#) can also appear in multiple sumti positions in one sentence, in effect asking several questions at once.

Example 2.67.

ma [cu]tavla ma

What/Who- talks to what/whom?

The two separate [ma](#) positions ask two separate questions, and can therefore be answered with different values in each sumti place.

The cmavo [mo](#) is the selbri analogue of [ma](#). It asks the respondent to provide a selbri that would be a true relation if inserted in place of the [mo](#):

Example 2.68.

do [cu]mo

You- are-what/do-what?

A [mo](#) may be used anywhere a brivla or other selbri might. Keep this in mind for

later examples. Unfortunately, by itself, *mo* is a very non-specific question. The response to the question in [Example 2.68](#) could be:

Example 2.69.

mi[cu]melbi

I am beautiful.

or:



Example 2.70.

mi[cu]tavla

I talk.

Clearly, *mo* requires some cooperation between the speaker and the respondent to ensure that the right question is being answered. If context doesn't make the question specific enough, the speaker must ask the question more specifically using a more complex construction such as a tanru (see [Section 2.9](#)).

It is perfectly permissible for the respondent to fill in other unspecified places in responding to a *mo* question. Thus, the respondent in [Example 2.70](#) could have also specified an audience, a topic, and/or a language in the response.

Finally, we must consider questions that can be answered “ Yes ” or “ No ”   such as

Example 2.71.

Are you talking to me?

Like all yes-or-no questions in English, [Example 2.71](#) may be reformulated as

Example 2.72.

Is it true that you are talking to me?

In Lojban we have a word that asks precisely that question in precisely the same way. The cmavo [xu](#) when placed in front of a bridi, asks whether that bridi is true as stated. So

Example 2.73.

xu do tavla mi

Is-it-true-that-you-are-talking-to-me?

is the Lojban translation of [Example 2.71](#).

The answer “ Yes ” may be given by simply restating the bridi without the [xu](#) question word. Lojban has a shorthand for doing this with the word [go'i](#) mentioned in [Section 2.11](#). Instead of a negative answer, the bridi may be restated in such a way as to make it true. If this can be done by substituting sumti, it may be done with [go'i](#) as well. For example:

Example 2.74.

xu do kanro

Are you healthy?

can be answered with

Example 2.75.

mikanro

I am healthy.

or

Example 2.76.

go'i

I am healthy.

(Note that [do](#) to the questioner is [mi](#) to the respondent.)

or

Example 2.77.

le tavla cu kanro

The talker is healthy.

or

Example 2.78.

le tavla cu go'i

The talker is healthy.

A general negative answer may be given by *na go'i* . [na](#) may be placed before any selbri (but after the [cu](#)). It is equivalent to stating “ It is not true that ... ” before the bridi. It does not imply that anything else is true or untrue, only that that specific bridi is not true. More details on negative statements are available in [Chapter 15](#) .

2.16. Indicators

Different cultures express emotions and attitudes with a variety of intonations and gestures that are not usually included in written language. Some of these are available in some languages as interjections (i.e. “ Aha! ” , “ Oh no! ” , “ Ouch! ” ,

“ Aahh! ” (e.g., etc.), but they vary greatly from culture to culture.

Lojban has a group of cmavo known as “ attitudinal indicators ” which specifically covers this type of commentary on spoken statements. They are both written and spoken, but require no specific intonation or gestures. Grammatically they are very simple: one or more attitudinals at the beginning of a bridi apply to the entire bridi; anywhere else in the bridi they apply to the word immediately to the left. For example:

Example 2.79.

.ie mi[cu]klama

Agreement! I - go.

Yep! I'll go.

Example 2.80.

.ei mi[cu]klama

Obligation! I - go.

I should go.

Example 2.81.





mi[cu]klama le melbi

I - go to-the beautiful-thing



.ui

[ku]

and I am happy because it is the beautiful thing I'm going to-

Not all indicators indicate attitudes. Discursives, another group of cmavo with the same grammatical rules as attitudinal indicators, allow free expression of certain kinds of commentary about the main utterances. Using discursives allows a clear separation of these so-called “ metalinguistic ” features from the underlying statements and logical structure. By comparison, the English words “ but ” and “ also ”   which discursively indicate contrast or an added weight of example, are logically equivalent to “ and ”   which does not have a discursive content. The average English-speaker does not think about, and may not even realize, the paradoxical idea that “ but ” basically means “ and ” .

Example 2.82.

mi[]klama.ido []stali



I - go. You- stay.

Example 2.83.

mi[]klama.iji'a do []stali

I - go. In addition, you- stay.added weight

Example 2.84.

mi[]klama.iku'i do []stali

I - go. However, you- stay.contrast

Another group of indicators are called “ evidentials ” . Evidentials show the speaker's relationship to the statement, specifically how the speaker came to

make the statement. These include [za'a](#) (I directly observe the relationship), [pe'i](#) (I believe that the relationship holds), [ru'a](#) (I postulate the relationship), and others. Many American Indian languages use this kind of words.

Example 2.85.

pe'i do [cu]melbi

I opine! You- are beautiful.

Example 2.86.

za'a do [cu]melbi

I directly observe! You- are beautiful.

2.17. Tenses

In English, every verb is tagged for the grammatical category called tense: past, present, or future. The sentence

Example 2.87.

John went to the store

necessarily happens at some time in the past, whereas

Example 2.88.

John is going to the store

is necessarily happening right now.

The Lojban sentence

Example 2.89.

la djan. [cu]klama le zarci

John - goes/went/will-go to-the store

serves as a translation of either [Example 2.87](#) or [Example 2.88](#), and of many other possible English sentences as well. It is not marked for tense, and can refer to an event in the past, the present or the future. This rule does not mean that Lojban has no way of representing the time of an event. A close translation of [Example 2.87](#) would be:

Example 2.90.

la djan. pu klamale zarci

John [past]goes to-the store

where the tag [pu](#) forces the sentence to refer to a time in the past. Similarly,

Example 2.91.

la djan. ca klamale zarci

John [present]goes to-the store

necessarily refers to the present, because of the tag [ca](#). Tags used in this way always appear at the very beginning of the selbri, just after the [cu](#), and they may make a [cu](#) unnecessary, since tags cannot be absorbed into tanru. Such tags serve as an equivalent to English tenses and adverbs. In Lojban, tense information is completely optional. If unspecified, the appropriate tense is picked up from context.

Lojban also extends the notion of “ tense ” to refer not only to time but to space. The following example uses the tag [vu](#) to specify that the event it describes

happens far away from the speaker:

Example 2.92.

do vu vecnu zo'e

You yonder sell something-unspecified.

In addition, tense tags (either for time or space) can be prefixed to the selbri of a description, producing a tensed sumti:

Example 2.93.

le pu bajra [ku]cu tavla

The earlier/former/past runner- - talked/talks.

(Since Lojban tense is optional, we don't know when he or she talks.)

Tensed sumti with space tags correspond roughly to the English use of “ this ” or “ that ” as adjectives, as in the following example, which uses the tag *vi* meaning “ nearby ” :

Example 2.94.

le vi bajra [ku]cu tavla

The nearby runner- - talks.

This runner talks.

Do not confuse the use of *vi* in [Example 2.94](#) with the cmavo *ti*, which also means “ this ” but in the sense of “ this thing ” .

Furthermore, a tense tag can appear both on the selbri and within a description,

as in the following example (where [ba](#) is the tag for future time):

Example 2.95.

le [ca](#) vi tavla [ku][[cu](#)]ba [klamavu tavla](#)

The [\[present\]](#) here talker- - [future] [goesthere talks](#).

The [talkerone](#) who is [talking](#) here will [go](#).

[This](#)[talk](#) [talker](#) will [go](#)[there](#).

2.18. Lojban grammatical terms

Here is a review of the Lojban grammatical terms used in this chapter, plus some others used throughout this book. Only terms that are themselves Lojban words are included: there are of course many expressions like “indicator” in [Chapter 16](#) that are not explained here. See the Index for further help with these.

- [bridi](#) predication; the basic unit of Lojban expression; the main kind of Lojban sentence; a claim that some objects stand in some relationship, or that some single object has some property.
- [sumti](#) argument; words identifying something which stands in a specified relationship to something else, or which has a specified property. See [Chapter 6](#).
- [selbri](#) logical predicate; the core of a bridi; the word or words specifying the relationship between the objects referred to by the sumti. See [Chapter 5](#).
- [cmavo](#) one of the Lojban parts of speech; a short word; a structural word; a word used for its grammatical function.
- [brivla](#) one of the Lojban parts of speech; a content word; a predicate word; can function as a selbri; is a gismu, a lujvo, or a fu'ivla. See [Chapter 4](#).
- [gismu](#) a root word; a kind of brivla; has associated rafsi. See [Chapter 4](#).
- [lujvo](#) a compound word; a kind of brivla; may or may not appear in a dictionary; does not have associated rafsi. See [Chapter 4](#) and [Chapter 12](#).
- [fu'ivla](#) a borrowed word; a kind of brivla; may or may not appear in a dictionary; copied in a modified form from some non-Lojban language; usually refers to some aspect of culture or the natural world; does not have associated rafsi. See [Chapter 4](#).

- [*rafsi*](#) a word fragment; one or more is associated with each gismu; can be assembled according to rules in order to make *lujvo*; not a valid word by itself. See [Chapter 4](#).
- [*tanru*](#) a group of two or more *brivla*, possibly with associated *cmavo*, that form a *selbri*; always divisible into two parts, with the first part modifying the meaning of the second part (which is taken to be basic). See [Chapter 5](#).
- [*selma'o*](#) a group of *cmavo* that have the same grammatical use (can appear interchangeably in sentences, as far as the grammar is concerned) but differ in meaning or other usage. See [Chapter 20](#).

Chapter 3. The hills are alive with the sounds of Lojban

The picture for chapter 3

3.1. Orthography

Lojban is designed so that any properly spoken Lojban utterance can be uniquely transcribed in writing, and any properly written Lojban can be spoken so as to be uniquely reproduced by another person. As a consequence, the standard Lojban orthography must assign to each distinct sound, or phoneme, a unique letter or symbol. Each letter or symbol has only one sound or, more accurately, a limited range of sounds that are permitted pronunciations for that phoneme. Some symbols indicate stress (speech emphasis) and pause, which are also essential to Lojban word recognition. In addition, everything that is represented in other languages by punctuation (when written) or by tone of voice (when spoken) is represented in Lojban by words. These two properties together are known technically as “ audio-visual isomorphism ” .

Lojban uses a variant of the Latin (Roman) alphabet, consisting of the following letters and symbols:

' , . abcdef gi j k
lmnopr st uvxyz

omitting the letters “ h ” , “ q ” , and “ w ” .

The alphabetic order given above is that of the ASCII coded character set, widely used in computers. By making Lojban alphabetical order the same as ASCII, computerized sorting and searching of Lojban text is facilitated.

Capital letters are used only to represent non-standard stress, which can appear only in the representation of Lojbanized names. Thus the English name “ Josephine ” , as normally pronounced, is Lojbanized as *.DJOsefin.* , pronounced

[^hʔdʒosɛfn^h] . (See [Section 3.2](#) for an explanation of the symbols within square brackets.) Technically, it is sufficient to capitalize the vowel letter, in this case *O* , but it is easier on the reader to capitalize the whole syllable.

Without the capitalization, the ordinary rules of Lojban stress would cause the *se* syllable to be stressed. Lojbanized names are meant to represent the pronunciation of names from other languages with as little distortion as may be; as such, they are exempt from many of the regular rules of Lojban phonology, as will appear in the rest of this chapter.

3.2. Basic phonetics

Lojban pronunciations are defined using the International Phonetic Alphabet, or IPA, a standard method of transcribing pronunciations. By convention, IPA transcriptions are always within square brackets: for example, the word “ cat ” is pronounced (in General American pronunciation) [kæt] . [Section 3.10](#) contains a brief explanation of the IPA characters used in this chapter, with their nearest analogues in English, and will be especially useful to those not familiar with the technical terms used in describing speech sounds.

The standard pronunciations and permitted variants of the Lojban letters are listed in the table below. The descriptions have deliberately been made a bit ambiguous to cover variations in pronunciation by speakers of different native languages and dialects. In all cases except *r* the first IPA symbol shown represents the preferred pronunciation; for *r* , all of the variations (and any other rhotic sound) are equally acceptable.

Letter	IPA	X-SAMPA	Description
'	[h]	[h]	an unvoiced glottal spirant
,	.	.	the syllable separator
.	[ʔ]	[ʔ]	a glottal stop or a pause
<i>a</i>	[a] , [ɑ]	[a] , [A]	an open vowel
<i>b</i>	[b]	[b]	a voiced bilabial stop
<i>c</i>	[ʃ] , [ɕ]	[S] , [s`]	a voiceless postalveolar fricative
<i>d</i>	[d]	[d]	a voiced dental/alveolar stop
<i>e</i>	[ɛ] , [e]	[E] , [e]	a front mid vowel
<i>f</i>	[f] , [ɸ]	[f] , [p\]	an unvoiced labial fricative
<i>g</i>	[g]	[g]	a voiced velar stop
<i>i</i>	[i]	[i]	a front close vowel
<i>j</i>	[ʒ] , [z]	[Z] , [z`]	a voiced postalveolar fricative
<i>k</i>	[k]	[k]	an unvoiced velar stop
<i>l</i>	[l] , [l̥]	[l] , [l=]	a voiced lateral approximant (may be syllabic)
<i>m</i>	[m] , [m̥]	[m] , [m=]	a voiced bilabial nasal (may be

Letter	IPA	X-SAMPA	Description
<i>n</i>	[n] , [ɲ] , [ŋ] , [ŋ̥]	[n] , [n=] , [N] , [N=]	a voiced dental or velar nasal (may be syllabic)
<i>o</i>	[o] , [ɔ]	[o] , [O]	a back mid vowel
<i>p</i>	[p]	[p]	an unvoiced bilabial stop
<i>r</i>	[r] , [ɹ] , [r̥] , [R] , [ɾ] , [ɹ̥] , [R̥]	[r] , [r\] , [4] , [R\] , [r=] , [r\=] , [R\=]	a rhotic sound
<i>s</i>	[s]	[s]	an unvoiced alveolar sibilant
<i>t</i>	[t]	[t]	an unvoiced dental/alveolar stop
<i>u</i>	[u]	[u]	a back close vowel
<i>v</i>	[v] , [β]	[v] , [B]	a voiced labial fricative
<i>x</i>	[x]	[x]	an unvoiced velar fricative
<i>y</i>	[ə]	[@]	a central mid vowel
<i>z</i>	[z]	[z]	a voiced alveolar sibilant

The Lojban sounds must be clearly pronounced so that they are not mistaken for each other. Voicing and placement of the tongue are the key factors in correct pronunciation, but other subtle differences will develop between consonants in a Lojban-speaking community. At this point these are the only mandatory rules on the range of sounds.

Note in particular that Lojban vowels can be pronounced with either rounded or unrounded lips; typically *o* and *u* are rounded and the others are not, as in English, but this is not a requirement; some people round *y* as well. Lojban consonants can be aspirated or unaspirated. Palatalizing of consonants, as found in Russian and other languages, is not generally acceptable in pronunciation, though a following *i* may cause it.

The sounds represented by the letters *c* , *g* , *j* , *s* , and *x* require special attention for speakers of English, either because they are ambiguous in the orthography of English (*c* , *g* , *s*), or because they are strikingly different in Lojban (*c* , *j* , *x*). The English “ *c* ” represents three different sounds, [k] in “ *cat* ” and [s] in “ *cent* ” , as well as the [ʃ] of “ *ocean* ” . Similarly, English “ *g* ” can represent [g] as in “ *go* ” , [dʒ] as in “ *gentle* ” , and [ʒ] as in the second “*g*” in “ *garage* ” (in some pronunciations). English “ *s* ” can be either [s] as in “ *cats* ” , [z] as in “ *cards* ” , [ʃ] as in “ *tension* ” , or [ʒ] as in “ *measure* ” . The sound of Lojban *x* doesn't appear in most English dialects at all.

There are two common English sounds that are found in Lojban but are not Lojban consonants: the “ *ch* ” of “ *church* ” and the “ *j* ” of “ *judge* ” . In Lojban, these are considered two consonant sounds spoken together without an intervening vowel sound, and so are represented in Lojban by the two separate consonants: *tc* (IPA [tʃ]) and *dj* (IPA [dʒ]). In general, whether a complex sound is considered one sound or two depends on the language: Russian views “ *ts* ” as a

single sound, whereas English, French, and Lojban consider it to be a consonant cluster.

3.3. The special Lojban characters

The apostrophe, period, and comma need special attention. They are all used as indicators of a division between syllables, but each has a different pronunciation, and each is used for different reasons:

The apostrophe represents a phoneme similar to a short, breathy English “ h ” , (IPA [h]). The letter “ h ” is not used to represent this sound for two reasons: primarily in order to simplify explanations of the morphology, but also because the sound is very common, and the apostrophe is a visually lightweight representation of it. The apostrophe sound is a consonant in nature, but is not treated as either a consonant or a vowel for purposes of Lojban morphology (word-formation), which is explained in [Chapter 4](#) . In addition, the apostrophe visually parallels the comma and the period, which are also used (in different ways) to separate syllables.

The apostrophe is included in Lojban only to enable a smooth transition between vowels, while joining the vowels within a single word. In fact, one way to think of the apostrophe is as representing an unvoiced vowel glide.

As a permitted variant, any unvoiced fricative other than those already used in Lojban may be used to render the apostrophe: IPA [θ] is one possibility. The convenience of the listener should be regarded as paramount in deciding to use a substitute for [h] .

The period represents a mandatory pause, with no specified length; a glottal stop (IPA [ʔ]) is considered a pause of shortest length. A pause (or glottal stop) may appear between any two words, and in certain cases - explained in detail in [Section 4.9](#) - must occur. In particular, a word beginning with a vowel is always preceded by a pause, and a word ending in a consonant is always surrounded by pauses.

Technically, the period is an optional reminder to the reader of a mandatory pause that is dictated by the rules of the language; because these rules are unambiguous, a missing period can be inferred from otherwise correct text. Periods are included only as an aid to the reader.

A period also may be found apparently embedded in a word. When this occurs, such a written string is not one word but two, written together to indicate that the writer intends a unitary meaning for the compound. It is not really necessary to use a space between words if a period appears.

The comma is used to indicate a syllable break within a word, generally one that is not obvious to the reader. Such a comma is written to separate syllables, but

indicates that there must be no pause between them, in contrast to the period. Between two vowels, a comma indicates that some type of glide may be necessary to avoid a pause that would split the two syllables into separate words. It is always legal to use the apostrophe (IPA [h]) sound in pronouncing a comma. However, a comma cannot be pronounced as a pause or glottal stop between the two letters separated by the comma, because that pronunciation would split the word into two words.

Otherwise, a comma is usually only used to clarify the presence of syllabic *l* , *m* , *n* , or *r* (discussed later). Commas are never required: no two Lojban words differ solely because of the presence or placement of a comma.

Here is a somewhat artificial example of the difference in pronunciation between periods, commas and apostrophes. In the English song about Old MacDonald's Farm, the vowel string which is written as " ee-i-ee-i-o " in English could be Lojbanized with periods as:

Example 3.1.

- .i.ai.i.ai.o
- [ʔi ʔaj ʔi ʔaj ʔo]
- Ee! Eye! Ee! Eye! Oh!

However, this would sound clipped, staccato, and unmusical compared to the English. Furthermore, although [Example 3.1](#) is a string of meaningful Lojban words, as a sentence it makes very little sense. (Note the use of periods embedded within the written word.)

If commas were used instead of periods, we could represent the English string as a Lojbanized name, ending in a consonant:

Example 3.2.

- .i,ai,i,ai,on.
- [ʔi jaj ji jaj jonʔ]

The commas represent new syllable breaks, but prohibit the use of pauses or glottal stop. The pronunciation shown is just one possibility, but closely parallels the intended English pronunciation.

However, the use of commas in this way is risky to unambiguous interpretation,

since the glides might be heard by some listeners as diphthongs, producing something like

Example 3.3.

- .i,iai,ii,iai,ion.

which is technically a different Lojban name. Since the intent with Lojbanized names is to allow them to be pronounced more like their native counterparts, the comma is allowed to represent vowel glides or some non-Lojbanic sound. Such an exception affects only spelling accuracy and the ability of a reader to replicate the desired pronunciation exactly; it will not affect the recognition of word boundaries.

Still, it is better if Lojbanized names are always distinct. Therefore, the apostrophe is preferred in regular Lojbanized names that are not attempting to simulate a non-Lojban pronunciation perfectly. (Perfection, in any event, is not really achievable, because some sounds simply lack reasonable Lojbanic counterparts.)

If apostrophes were used instead of commas in [Example 3.2.](#), it would appear as:

Example 3.4.

- .i'ai'i'ai'on.
- [ʔi hai hi hai honʔ]

which preserves the rhythm and length, if not the exact sounds, of the original English.

3.4. Diphthongs and syllabic consonants

There exist 16 diphthongs in the Lojban language. A diphthong is a vowel sound that consists of two elements, a short vowel sound and a glide, either a labial (IPA [w]) or palatal (IPA [j]) glide, that either precedes (an on-glide) or follows (an off-glide) the main vowel. Diphthongs always constitute a single syllable.

For Lojban purposes, a vowel sound is a relatively long speech-sound that forms the nucleus of a syllable. Consonant sounds are relatively brief and normally require an accompanying vowel sound in order to be audible. Consonants may occur at the beginning or end of a syllable, around the vowel, and there may be several consonants in a cluster in either position. Each separate vowel sound

constitutes a distinct syllable; consonant sounds do not affect the determination of syllables.

The six Lojban vowels are *a* , *e* , *i* , *o* , *u* , and *y* . The first five vowels appear freely in all kinds of Lojban words. The vowel *y* has a limited distribution: it appears only in Lojbanized names, in the Lojban names of the letters of the alphabet, as a glue vowel in compound words, and standing alone as a space-filler word (like English “ uh ” or “ er ”).

The Lojban diphthongs are shown in the table below. (Variant pronunciations have been omitted, but are much as one would expect based on the variant pronunciations of the separate vowel letters: *ai* may be pronounced [aj] , for example.)

Letters	IPA	Description
<i>ai</i>	[aj]	an open vowel with palatal off-glide
<i>ei</i>	[ej]	a front mid vowel with palatal off-glide
<i>oi</i>	[oj]	a back mid vowel with palatal off-glide
<i>au</i>	[aw]	an open vowel with labial off-glide
<i>ia</i>	[ja]	an open vowel with palatal on-glide
<i>ie</i>	[jɛ]	a front mid vowel with palatal on-glide
<i>ii</i>	[ji]	a front close vowel with palatal on-glide
<i>io</i>	[jo]	a back mid vowel with palatal on-glide
<i>iu</i>	[ju]	a back close vowel with palatal on-glide
<i>ua</i>	[wa]	an open vowel with labial on-glide
<i>ue</i>	[wɛ]	a front mid vowel with labial on-glide
<i>ui</i>	[wi]	a front close vowel with labial on-glide
<i>uo</i>	[wo]	a back mid vowel with labial on-glide
<i>uu</i>	[wu]	a back close vowel with labial on-glide
<i>iy</i>	[jə]	a central mid vowel with palatal on-glide
<i>uy</i>	[wə]	a central mid vowel with labial on-glide

(Approximate English equivalents of most of these diphthongs exist: see [Section 3.11](#) for examples.)

The first four diphthongs above (*ai* , *ei* , *oi* , and *au* , the ones with off-glides) are freely used in most types of Lojban words; the ten following ones are used only as stand-alone words and in Lojbanized names and borrowings; and the last two (*iy* and *uy*) are used only in Lojbanized names.

The syllabic consonants of Lojban, [l̩] , [m̩] , [n̩] , and [r̩] , are variants of the non-syllabic [l] , [m] , [n] , and [r] respectively. They normally have only a limited distribution, appearing in Lojbanized names and borrowings, although in principle any *l* , *m* , *n* , or *r* may be pronounced syllabically. If a syllabic consonant appears next to a *l* , *m* , *n* , or *r* that is not syllabic, it may not be clear which is which:

Example 3.5.

- .brlɡan.
- [bɾl ɡan]
- or
- [brl ɡan]

is a hypothetical Lojbanized name with more than one valid pronunciation; however it is pronounced, it remains the same word.

Syllabic consonants are treated as consonants rather than vowels from the standpoint of Lojban morphology. Thus Lojbanized names, which are generally required to end in a consonant, are allowed to end with a syllabic consonant. An example is *.rl.*, which is an approximation of the English name “Earl”, and has two syllabic consonants.

Syllables with syllabic consonants and no vowel are never stressed or counted when determining which syllables to stress (see [Section 3.9](#)).

3.5. Vowel pairs

Lojban vowels also occur in pairs, where each vowel sound is in a separate syllable. These two vowel sounds are connected (and separated) by an apostrophe. Lojban vowel pairs should be pronounced continuously with the [h] sound between (and not by a glottal stop or pause, which would split the two vowels into separate words).

All vowel combinations are permitted in two-syllable pairs with the apostrophe separating them; this includes those which constitute diphthongs when the apostrophe is not included.

The Lojban vowel pairs are:

a'a a'e a'i a'o a'u a'y
e'a e'e e'i e'o e'u e'y
i'a i'e i'i i'o i'u i'y
o'a o'e o'i o'o o'u o'y
u'a u'e u'i u'o u'u u'y
y'a y'e y'i y'o y'u y'y

Vowel pairs involving *y* appear only in Lojbanized names. They could appear in

cmavo (structure words), but only [.y'y.](#) is so used – it is the Lojban name of the apostrophe letter (see [Section 17.2](#)).

When more than two vowels occur together in Lojban, the normal pronunciation pairs vowels from the left into syllables, as in the Lojbanized name:

Example 3.6.

- .meiin.
- .mei,in.

[Example 3.6](#) contains the diphthong *ei* followed by the vowel *i*. In order to indicate a different grouping, the comma must always be used, leading to:

Example 3.7.

- .me,iin.

which contains the vowel *e* followed by the diphthong *ii*. In rough English representation, [Example 3.6](#) is “ May Een ”, whereas [Example 3.7](#) is “ Meh Yeen ”.

3.6. Consonant clusters

A consonant sound is a relatively brief speech-sound that precedes or follows a vowel sound in a syllable; its presence either preceding or following does not add to the count of syllables, nor is a consonant required in either position for any syllable. Lojban has seventeen consonants: for the purposes of this section, the apostrophe is not counted as a consonant.

An important distinction dividing Lojban consonants is that of voicing. The following table shows the unvoiced consonants and the corresponding voiced ones:

UNVOICED	VOICED
<i>p</i>	<i>b</i>
<i>t</i>	<i>d</i>
<i>k</i>	<i>g</i>
<i>f</i>	<i>v</i>
<i>c</i>	<i>j</i>
<i>s</i>	<i>z</i>

UNVOICED VOICED

x -

The consonant *x* has no voiced counterpart in Lojban. The remaining consonants, *l*, *m*, *n*, and *r*, are typically pronounced with voice, but can be pronounced unvoiced.

Consonant sounds occur in languages as single consonants, or as doubled, or as clustered combinations. Single consonant sounds are isolated by word boundaries or by intervening vowel sounds from other consonant sounds. Doubled consonant sounds are either lengthened like [s] in English “hiss”, or repeated like [k] in English “backcourt”. Consonant clusters consist of two or more single or doubled consonant sounds in a group, each of which is different from its immediate neighbor. In Lojban, doubled consonants are excluded altogether, and clusters are limited to two or three members, except in Lojbanized names.

Consonants can occur in three positions in words: initial (at the beginning), medial (in the middle), and final (at the end). In many languages, the sound of a consonant varies depending upon its position in the word. In Lojban, as much as possible, the sound of a consonant is unrelated to its position. In particular, the common American English trait of changing a “t” between vowels into a “d” or even an alveolar tap (IPA [ɾ]) is unacceptable in Lojban.

Lojban imposes no restrictions on the appearance of single consonants in any valid consonant position; however, no consonant (including syllabic consonants) occurs final in a word except in Lojbanized names.

Pairs of consonants can also appear freely, with the following restrictions:

1. It is forbidden for both consonants to be the same, as this would violate the rule against double consonants.
2. It is forbidden for one consonant to be voiced and the other unvoiced. The consonants *l*, *m*, *n*, and *r* are exempt from this restriction. As a result, *bf* is forbidden, and so is *sd*, but both *fl* and *vl*, and both *ls* and *lz*, are permitted.
3. It is forbidden for both consonants to be drawn from the set *c*, *j*, *s*, *z*.
4. The specific pairs *cx*, *kx*, *xc*, *xk*, and *mz* are forbidden.

These rules apply to all kinds of words, even Lojbanized names. If a name would normally contain a forbidden consonant pair, a *y* can be inserted to break up the pair:

Example 3.8.

- .djeimyz.
- [dʒɛj məzʔ]
- James

The regular English pronunciation of “ James ” , which is [dʒɛjmz] , would Lojbanize as .*djeimz.* , which contains a forbidden consonant pair.

3.7. Initial consonant pairs

The set of consonant pairs that may appear at the beginning of a word (excluding Lojbanized names) is far more restricted than the fairly large group of permissible consonant pairs described in [Section 3.6](#) . Even so, it is more than English allows, although hopefully not more than English-speakers (and others) can learn to pronounce.

There are just 48 such permissible initial consonant pairs, as follows:

bl br
cf ck cl cm cn cp cr ct
dj dr dz
fl fr
gl gr
jb jd jg jm jv
kl kr
ml mr
pl pr
sf sk sl sm sn sp sr st
tc tr ts
vl vr
xl xr
zb zd zg zm zv

Lest this list seem almost random, a pairing of voiced and unvoiced equivalent consonants will show significant patterns which may help in learning:

<i>pl pr</i>	<i>fl fr</i>
<i>bl br</i>	<i>vl vr</i>
<i>cp cf ct ck cm cn cl cr</i>	
<i>jb jv jd jg jm</i>	
<i>sp sf st sk sm sn sl sr</i>	

zb zv zd zg zm

tc tr ts kl kr
dj dr dz gl gr

ml mr xl xr

Note that if both consonants of an initial pair are voiced, the unvoiced equivalent is also permissible, and the voiced pair can be pronounced simply by voicing the unvoiced pair. (The converse is not true: *cn* is a permissible initial pair, but *jn* is not.)

Consonant triples can occur medially in Lojban words. They are subject to the following rules:

1. The first two consonants must constitute a permissible consonant pair;
2. The last two consonants must constitute a permissible initial consonant pair;
3. The triples *ndj* , *ndz* , *ntc* , and *nts* are forbidden.

Lojbanized names can begin or end with any permissible consonant pair, not just the 48 initial consonant pairs listed above, and can have consonant triples in any location, as long as the pairs making up those triples are permissible. In addition, Lojbanized names can contain consonant clusters with more than three consonants, again requiring that each pair within the cluster is valid.

3.8. Buffering of consonant clusters

Many languages do not have consonant clusters at all, and even those languages that do have them often allow only a subset of the full Lojban set. As a result, the Lojban design allows the use of a buffer sound between consonant combinations which a speaker finds unpronounceable. This sound may be any non-Lojbanic vowel which is clearly separable by the listener from the Lojban vowels. Some possibilities are IPA [ɪ] , [i̥] , [ʊ] , or even [ɤ] , but there probably is no universally acceptable buffer sound. When using a consonant buffer, the sound should be made as short as possible. Two examples showing such buffering (we will use [ɪ] in this chapter) are:

Example 3.9.

- *vrusi*
- [ˈvru si]

- or
- [vi 'ru si]

Example 3.10.

- .AMsterdam.
- [ʔam ster damʔ]
- or
- [ʔa mi si tɛ ri da miʔ]

When a buffer vowel is used, it splits each buffered consonant into its own syllable. However, the buffering syllables are never stressed, and are not counted in determining stress. They are, in effect, not really syllables to a Lojban listener, and thus their impact is ignored.

Here are more examples of unbuffered and buffered pronunciations:

Example 3.11.

- klama
- ['kla ma]
- [kɪ 'la ma]

Example 3.12.

- xapcke
- ['xap ʃkɛ]
- ['xa pɪ ʃkɛ]
- ['xa pɪ ʃɪ kɛ]

In [Example 3.12](#), we see that buffering vowels can be used in just some, rather

than all, of the possible places: the second pronunciation buffers the *pc* consonant pair but not the *ck* . The third pronunciation buffers both.

Example 3.13.

- ponyni'u
- [po nə 'ni hu]

[Example 3.13](#) cannot contain any buffering vowel. It is important not to confuse the vowel *y* , which is pronounced [ə] , with the buffer, which has a variety of possible pronunciations and is never written. Consider the contrast between

Example 3.14.

- bongynanba
- [boŋ gə 'nan ba]

an unlikely Lojban compound word meaning “ bone bread ” (note the use of [ŋ] as a representative of *n* before *g*) and

Example 3.15.

- bongnanba
- [boŋ 'gnan ba]

a possible borrowing from another language (Lojban borrowings can only take a limited form). If [Example 3.15](#) were pronounced with buffering, as

Example 3.16.

- [boŋ gɪ 'nan ba]

it would be very similar to [Example 3.14](#) . Only a clear distinction between *y* and any buffering vowel would keep the two words distinct.

Since buffering is done for the benefit of the speaker in order to aid pronounceability, there is no guarantee that the listener will not mistake a buffer

vowel for one of the six regular Lojban vowels. The buffer vowel should be as laxly pronounced as possible, as central as possible, and as short as possible. Furthermore, it is worthwhile for speakers who use buffers to pronounce their regular vowels a bit longer than usual, to avoid confusion with buffer vowels. The speakers of many languages will have trouble correctly hearing any of the suggested buffer vowels otherwise. By this guideline, [Example 3.16](#) would be pronounced

Example 3.17.

- [bo:ŋ gi 'na:n ba:]

with lengthened vowels.

3.9. Syllabication and stress

A Lojban word has one syllable for each of its vowels, diphthongs, and syllabic consonants (referred to simply as “ vowels ” for the purposes of this section). Syllabication rules determine which of the consonants separating two vowels belong to the preceding vowel and which to the following vowel. These rules are conventional only; the phonetic facts of the matter about how utterances are syllabified in any language are always very complex.

A single consonant always belongs to the following vowel. A consonant pair is normally divided between the two vowels; however, if the pair constitute a valid initial consonant pair, they are normally both assigned to the following vowel. A consonant triple is divided between the first and second consonants. Apostrophes and commas, of course, also represent syllable breaks. Syllabic consonants usually appear alone in their syllables.

It is permissible to vary from these rules in Lojbanized names. For example, there are no definitive rules for the syllabication of Lojbanized names with consonant clusters longer than three consonants. The comma is used to indicate variant syllabication or to explicitly mark normal syllabication.

Here are some examples of Lojban syllabication:

Example 3.18.

- pujenaicajeba
- pu,je,nai,ca,je,ba

This word has no consonant pairs and is therefore syllabified before each medial consonant.

Example 3.19.

- ninmu
- nin,mu

This word is split at a consonant pair.

Example 3.20.

- fitpri
- fit,pri

This word is split at a consonant triple, between the first two consonants of the triple.

Example 3.21.

- sairgoi
- sair,goi
- sai,r,goi

This word contains the consonant pair *rg* ; the *r* may be pronounced syllabically or not.

Example 3.22.

- klezba
- klez,ba
- kle,zba

This word contains the permissible initial pair *zb* , and so may be syllabicated

either between *z* and *b* or before *zb* .

Stress is a relatively louder pronunciation of one syllable in a word or group of words. Since every syllable has a vowel sound (or diphthong or syllabic consonant) as its nucleus, and the stress is on the vowel sound itself, the terms “stressed syllable ” and “ stressed vowel ” are largely interchangeable concepts.

Most Lojban words are stressed on the next-to-the-last, or penultimate, syllable. In counting syllables, however, syllables whose vowel is *y* or which contain a syllabic consonant (*l* , *m* , *n* , or *r*) are never counted. (The Lojban term for penultimate stress is *da'amoi terbasna* .) Similarly, syllables created solely by adding a buffer vowel, such as [ɪ] , are not counted.

There are actually three levels of stress – primary, secondary, and weak. Weak stress is the lowest level, so it really means no stress at all. Weak stress is required for syllables containing *y* , a syllabic consonant, or a buffer vowel.

Primary stress is required on the penultimate syllable of Lojban content words (called *brivla*). Lojbanized names (called *cmevla*) may be stressed on any syllable, but if a syllable other than the penultimate is stressed, the syllable (or at least its vowel) must be capitalized in writing. Lojban structural words (called *cmavo*) may be stressed on any syllable or none at all. However, primary stress may not be used in a syllable just preceding a *brivla*, unless a pause divides them; otherwise, the two words may run together.

Secondary stress is the optional and non-distinctive emphasis used for other syllables besides those required to have either weak or primary stress. There are few rules governing secondary stress, which typically will follow a speaker's native language habits or preferences. Secondary stress can be used for contrast, or for emphasis of a point. Secondary stress can be emphasized at any level up to primary stress, although the speaker must not allow a false primary stress in *brivla*, since errors in word resolution could result.

The following are Lojban words with stress explicitly shown:

Example 3.23.

- dikyjvo
- DI,ky,jvo

(In a fully-buffered dialect, the pronunciation would be: ['di kə ʒɪ vo] .) Note that the syllable *ky* is not counted in determining stress. The vowel *y* is never stressed in a normal Lojban context.

Example 3.24.

- .armstrong.
- .ARM,strong.

This is a Lojbanized version of the name “ Armstrong ” . The final *g* must be explicitly pronounced. With full buffering, the name would be pronounced:

Example 3.25.

- [ʔa ri mi si ti ro ni giʔ]

However, there is no need to insert a buffer in every possible place just because it is inserted in one place: partial buffering is also acceptable. In every case, however, the stress remains in the same place: on the first syllable.

The English pronunciation of “ Armstrong ” , as spelled in English, is not correct by Lojban standards; the letters “ ng ” in English represent a velar nasal (IPA [ŋ]) which is a single consonant. In Lojban, *ng* represents two separate consonants that must both be pronounced; you may not use [ŋ] to pronounce Lojban *ng* , although [ŋg] is acceptable. English speakers are likely to have to pronounce the ending with a buffer, as one of the following:

Example 3.26.

- [ʔarm stron giʔ]
- or
- [ʔarm stronŋ giʔ]
- or even
- [ʔarm stro niɡʔ]

The normal English pronunciation of the name “ Armstrong ” could be Lojbanized as:

Example 3.27.

- .ARMstron.

since Lojban *n* is allowed to be pronounced as the velar nasal [ŋ] .

Here is another example showing the use of *y* :

Example 3.28.

- bisydja
- BI,sy,dja
- BI,syd,ja

This word is a compound word, or *lujvo*, built from the two affixes *bis* and *dja* . When they are joined, an impermissible consonant pair results: *sd* . In accordance with the algorithm for making *lujvo*, explained in [Section 4.11](#) , a *y* is inserted to separate the impermissible consonant pair; the *y* is not counted as a syllable for purposes of stress determination.

Example 3.29.

- da'udja
- da'UD,ja
- da'U,dja

These two syllabifications sound the same to a Lojban listener – the association of unbuffered consonants in syllables is of no import in recognizing the word.

Example 3.30.

- e'u bridj
- e'u BRI,di
- E'u BRI,di
- e'U.BRI,di

In [Example 3.30](#) , *.e'u* is a *cmavo* and *bridj* is a *brivla*. Either of the first two pronunciations is permitted: no primary stress on either syllable of *.e'u* , or primary stress on the first syllable. The third pronunciation, which places primary

stress on the second syllable of the cmavo, requires that – since the following word is a brivla – the two words must be separated by a pause. Consider the following two cases:

Example 3.31.

- le re nobli prenu
- le re NObli PREnu

Example 3.32.

- le re no bliprenu
- le re no bliPREnu

If the cmavo *no* in [Example 3.32](#) were to be stressed, the phrase would sound exactly like the given pronunciation of [Example 3.31](#), which is unacceptable in Lojban: a single pronunciation cannot represent both.

3.10. IPA for English speakers

There are many dialects of English, thus making it difficult to define the standardized symbols of the IPA in terms useful to every reader. All the symbols used in this chapter are repeated here, in more or less alphabetical order, with examples drawn from General American. In addition, some attention is given to the Received Pronunciation of (British) English. These two dialects are referred to as GA and RP respectively. Speakers of other dialects should consult a book on phonetics or their local television sets.

- [ˈ] An IPA indicator of primary stress; the syllable which follows [ˈ] receives primary stress.
An allowed variant of Lojban . . This sound is not usually considered part of English. It is the catch in your throat that sometimes occurs prior to the beginning of a word (and sometimes a syllable) which starts with a vowel. In some dialects, like Cockney and some kinds of American English, it is used between vowels instead of “ t ” : “ bottle ” [boʔl̩] . The English interjection “ uh-oh! ” almost always has it between the syllables.
- [:] A symbol indicating that the previous vowel is to be spoken for a longer time than usual. Lojban vowels can be pronounced long in order to make a greater contrast with buffer vowels.
- [a] The preferred pronunciation of Lojban *a* . This sound doesn't occur in GA, but sounds somewhat like the “ ar ” of “ park ” , as spoken in RP or New England

American. It is pronounced further forward in the mouth than [ɑ] .

- [a] An allowed variant of Lojban *a* . The “ a ” of GA “ father ” . The sound [a] is preferred because GA speakers often relax an unstressed [ɑ] into a schwa [ə] , as in the usual pronunciations of “ about ” and “ sofa ” . Because schwa is a distinct vowel in Lojban, English speakers must either learn to avoid this shift or to use [a] instead: the Lojban word for “ sofa ” is *sfofa* , pronounced [sfofa] or [sfofɑ] but never [sfofə] which would be the non-word *sfofy* .
- [æ] Not a Lojban sound. The “ a ” of English “ cat ” .
- [b] The preferred pronunciation of Lojban *b* . As in English “ boy ” , “ sober ” , or “ job ” .
- [β] An allowed variant of Lojban *v* . Not an English sound; the Spanish “ b ” or “ v ” between vowels. This sound should not be used for Lojban *b* .
- [d] The preferred pronunciation of Lojban *d* . As in English “ dog ” , “ soda ” , or “ mad ” .
- [ɛ] The preferred pronunciation of Lojban *e* . The “ e ” of English “ met ” .
- [e] An allowed variant of Lojban *e* . This sound is not found in English, but is the Spanish “ e ” , or the tense « e » of Italian. The vowel of English “ say ” is similar except for the off-glide: you can learn to make this sound by holding your tongue steady while saying the first part of the English vowel.
- [ə] The preferred pronunciation of Lojban *y* . As in the “ a ” of English “ sofa ” or “ about ” . Schwa is generally unstressed in Lojban, as it is in English. It is a totally relaxed sound made with the tongue in the middle of the mouth.
- [f] The preferred pronunciation of Lojban *f* . As in “ fee ” , “ loafer ” , or “ chef ” .
- [ϕ] An allowed variant of Lojban *f* . Not an English sound; the Japanese “ f ” sound.
- [g] The preferred pronunciation of Lojban *g* . As in English “ go ” , “ eagle ” , or “ dog ” .
- [h] The preferred pronunciation of the Lojban apostrophe sound. As in English “ aha ” or the second “h” in “ oh, hello ” .
- [i] The preferred pronunciation of Lojban *i* . Essentially like the English vowel of “ pizza ” or “ machine ” , although the English vowel is sometimes pronounced with an off-glide, which should not be present in Lojban.
- [ɪ] A possible Lojban buffer vowel. The “ i ” of English “ bit ” .
- [i̥] A possible Lojban buffer vowel. The “ u ” of “ just ” in some varieties of GA, those which make the word sound more or less like “ jist ” . Also Russian « y » as in « byt' » (to be); like a schwa [ə] , but higher in the mouth.
- [j] Used in Lojban diphthongs beginning or ending with *i* . Like the “ y ” in English “ yard ” or “ say ” .
- [k] The preferred pronunciation of Lojban *k* . As in English “ kill ” , “ token ” , or “ flak ” .
- [l] The preferred pronunciation of Lojban *l* . As in English “ low ” , “ nylon ” , or “ excel ” .
- [l̥] The syllabic version of Lojban *l* , as in English “ bottle ” or “ middle ” .
- [m] The preferred pronunciation of Lojban *m* . As in English “ me ” , “ humor ” , or “ ham ” .

- [m̥] The syllabic version of Lojban *m* . As in English “ catch 'em ” or “ bottom ” .
- [n̥] The preferred pronunciation of Lojban *n* . As in English *no*, “ honor ” , or “ son ” .
- [ŋ̥] The syllabic version of Lojban *n* . As in English “ button ” .
- [ŋ̥] An allowed variant of Lojban *n* , especially in Lojbanized names and before *g* or *k* . As in English “ sing ” or “ singer ” (but not “ finger ” or “ danger ”).
- [ŋ̥̥] An allowed variant of Lojban syllabic *n* , especially in Lojbanized names.
- [o̥] The preferred pronunciation of Lojban *o* . As in the French « haute (cuisine) » or Spanish “ como ” . There is no exact English equivalent of this sound. The nearest GA equivalent is the “ o ” of “ dough ” or “ joke ” , but it is essential that the off-glide (a [w] -like sound) at the end of the vowel is not pronounced when speaking Lojban. The RP sound in these words is [əw] in IPA terms, and has no [o] in it at all; unless you can speak with a Scots, Irish, or American accent, you may have trouble with this sound.
- [o̥] An allowed variant of Lojban *o* , especially before *r* . This sound is a shortened form of the “ aw ” in GA “ dawn ” (for those people who don't pronounce “ dawn ” and “ Don ” alike; if you do, you may have trouble with this sound). In RP, but not GA, it is the “ o ” of “ hot ” .
- [p̥] The preferred pronunciation of Lojban *p* . As in English “ pay ” , “ super ” , or “ up ” .
- [r̥] One version of Lojban *r* . Not an English sound. The Spanish “ rr ” and the Scots “ r ” , a tongue-tip trill.
- [ɹ̥] One version of Lojban *r* . As in GA “ right ” , “ baron ” , or “ car ” . Not found in RP.
- [ɹ̥] One version of Lojban *r* . In GA, appears as a variant of “ t ” or “ d ” in the words “ metal ” and “ medal ” respectively. A tongue-tip flap.
- [R̥] One version of Lojban *r* . Not an English sound. The French or German « r » in « reine » or „ rot “ respectively. A uvular trill.
- [ɾ̥]
- [ɹ̥̥] Syllabic versions of the above. [ɹ̥̥] appears in the GA (but not RP) pronunciation of “ bird ” .
- [R̥̥]
- [s̥] The preferred pronunciation of Lojban *s* . As in English “ so ” , “ basin ” , or “ yes ” .
- [ʃ̥] The preferred pronunciation of Lojban *c* . The “ sh ” of English “ ship ” , “ ashen ” , or “ dish ” .
- [ʃ̥̥] An allowed variant of Lojban *c* . Not an English sound. The Hindi retroflex “ s ” with dot below, or Klingon “ S ” .
- [t̥] The preferred pronunciation of Lojban *t* . As in English “ tea ” , “ later ” , or “ not ” . It is important to avoid the GA habit of pronouncing the “ t ” between vowels as [d] or [ɹ] .
- [θ̥] Not normally a Lojban sound, but a possible variant of Lojban ' . The “ th ” of English “ thin ” (but not “ then ”).
- [u̥] The preferred pronunciation of Lojban *u* . As in the French « boule » or

German „ Stuhl “ . There is no exact English equivalent of this sound. The nearest sound appears in “ boot ” or “ cool ” , but many dialects pronounce these with an off-glide, which should not be present when speaking Lojban.

[v] The preferred pronunciation of Lojban *v* . As in English “ voice ” , “ savor ” , or “ live ” .

[w] Used in Lojban diphthongs beginning or ending with *u* . Like the “ w ” in English “ wet ” [wɛt] or “ cow ” [kɔw] .

The preferred pronunciation of Lojban *x* . Not normally an English sound, but used in some pronunciations of “ loch ” and “ Bach ” ; “ gh ” in Scots “ might ” [x] and “ night ” . The German „ Ach-Laut “ . To pronounce [x] , force air through your throat without vibrating your vocal chords; there should be lots of scrape.

[y] A possible Lojban buffer vowel. Not an English sound: the „ ü “ of German „ hübsch “ .

[z] The preferred pronunciation of Lojban *z* . As in English “ zoo ” , “ hazard ” , or “ fizz ” .

[ʒ] The preferred pronunciation of Lojban *j* . The “ si ” of English “ vision ” , or the consonant at the end of GA “ garage ” .

[ʒ̥] An allowed variant of Lojban *j* . Not an English sound. The voiced version of [ʒ̥] .

3.11. English analogues for Lojban diphthongs

Here is a list of English words that contain diphthongs that are similar to the Lojban diphthongs. This list does not constitute an official pronunciation guide; it is intended as a help to English-speakers.

Lojban English

ai “ pie ”

ei “ pay ”

oi “ boy ”

au “ cow ”

ia “ yard ”

ie “ yes ”

ii “ ye ”

io “ yodel ” (in GA only)

iu “ unicorn ” or “ few ”

ua “ suave ”

ue “ wet ”

ui “ we ”

uo “ woe ” (in GA only)

uu “ woo ”

iy “ million ” (the “ io ” part, that is)

uy “ was ” (when unstressed)

3.12. Oddball orthographies

The following notes describe ways in which Lojban has been written or could be written that differ from the standard orthography explained in the rest of this chapter. Nobody needs to read this section except people with an interest in the obscure. Technicalities are used without explanation or further apology.

There exists an alternative orthography for Lojban, which is designed to be as compatible as possible (but no more so) with the orthography used in pre-Lojban versions of Loglan. The consonants undergo no change, except that *x* is replaced by *h*. The individual vowels likewise remain unchanged. However, the vowel pairs and diphthongs are changed as follows:

- *ai*, *ei*, *oi*, *au* become *ai*, *ei*, *oi*, *ao*.
- *ia* through *iu* and *ua* through *uu* remain unchanged.
- *a'i*, *e'i*, *o'i* and *a'o* become *a,i*, *e,i*, *o,i* and *a,o*.
- *i'a* through *i'u* and *u'a* through *u'u* are changed to *ia* through *iu* and *ua* through *uu* in *lujvo* and *cmavo* other than attitudinals, but become *i,a* through *i,u* and *u,a* through *u,u* in *cmevla*, *fu'ivla*, and attitudinal *cmavo*.
- All other vowel pairs simply drop the apostrophe.

The result of these rules is to eliminate the apostrophe altogether, replacing it with comma where necessary, and otherwise with nothing. In addition, names and the *cmavo* *.i* are capitalized, and irregular stress is marked with an apostrophe (now no longer used for a sound) following the stressed syllable.

Three points must be emphasized about this alternative orthography:

- It is not standard, and has not been used.
- It does not represent any changes to the standard Lojban phonology; it is simply a representation of the same phonology using a different written form.
- It was designed to aid in a planned rapprochement between the Logical Language Group and The Loglan Institute, a group headed by James Cooke Brown. The rapprochement never took place.

There also exists a Cyrillic orthography for Lojban which was designed when the introductory Lojban brochure was translated into Russian.

а б ш д
a b c d

е ф г и
 e f g i
 ж к л м
 j k k m
 н о п р
 n o p r
 с т у в
 s t u v
 х ъ з
 x y z

The Lojban letter “ y ” is mapped onto the hard sign “ ъ ” , as in Bulgarian. The apostrophe, comma, and period are unchanged. Diphthongs are written as vowel pairs, as in the Roman representation. Capital Lojban letters are written using corresponding capital Cyrillic letters.

An orthography using the Tengwar of Féanor, a fictional orthography invented by J. R. R. Tolkien and described in the Appendixes to *The Lord Of The Rings* , has been devised for Lojban. The following mapping, which closely resembles that used for Westron, will be meaningful only to those who have read those appendixes. In brief, the tincotéma and parmatéma are used in the conventional ways; the calmatéma represents palatal consonants, and the quessetéma represents velar consonants.

tinco	calma	ando	anga
<i>t</i>	-	<i>d</i>	-
thule	harma	anto	anca
-	<i>c</i>	-	<i>j</i>
numen	noldo	ore	anna
<i>n</i>	-	<i>r</i>	<i>i</i>
parma	quesse	umbar	ungwe
<i>p</i>	<i>k</i>	<i>b</i>	<i>g</i>
formen	hwesta	ampa	unque
<i>f</i>	<i>x</i>	<i>v</i>	-
malta	nwalme	vala	vilya
<i>m</i>	-	<i>u</i>	-

The letters “ vala ” and “ anna ” are used for *u* and *i* only when those letters are used to represent glides. Of the additional letters, *r* , *l* , *s* , and *z* are written with “ rómen ” , “ lambe ” , “ silme ” , and “ áre ” / “ esse ” respectively; the inverted forms are used as free variants.

Finally, the zbalermorna orthography exists, which is completely unofficial.

In this orthography each symbol is made of a base “ radical element ” , which represents a consonant, which is then modified, if necessary, by another smaller symbol called a “ diacritic element ” , which represents a vowel.

If the consonant is not followed by a vowel then no diacritic element is used.

The set of radical elements in zbalermorna:

?	?	?	?
<i>p</i>	<i>t</i>	<i>k</i>	<i>f</i>
?	?	?	?
<i>b</i>	<i>d</i>	<i>g</i>	<i>v</i>
?	?	?	?
<i>l</i>	<i>s</i>	<i>c</i>	<i>m</i>
?	?	?	?
<i>r</i>	<i>z</i>	<i>j</i>	<i>n</i>
?			
<i>x</i>			
?	?	?	
.	'	<i>combining .y'y.bu</i>	
?		?	

i (only before vowels) *u* (only before vowels)

The set of diacritic elements:

???	???	???	???	???
<i>a</i>	<i>e</i>	<i>i</i>	<i>o</i>	<i>u</i>
???	????	????	????	????
<i>y</i>	<i>au</i>	<i>ai</i>	<i>ei</i>	<i>oi</i>

Diacritic elements are written above radical elements, e.g. “ ????? ” (“ drani ”), “ ????? ” (“ roda ”), “ ????? ” (“ rode ”), “ ????? ” (“ rodi ”).

Words in zbalermorna are separated with spaces.

The radical element for the Lojban letter “ i ” (“ ? ”) is only used in front of vowels; it is not interchangeable with “ ??? ” . Similarly, the element for “ u ” (“ ? ”) is only used in front of vowels and is not interchangeable with “ ??? ”).

When a fu'ivla or a cmavo starts with “ i ” or “ u ” and a vowel follows it then in zbalermorna the radical for the initial period is not used.

An example would be “ ?? ?? ?? ” (“ do .io .ui ” with no initial periods).

The symbol for the period after the word can also be optionally omitted for the word of any class in cases when this word is the last word of the text and in cases when the current and the next word are separated with space. Periods in front of and after cmevla are not required, and are discouraged from being used when they are at text borders or separated by space from other words.

In zbalermorna there is an alternate form of the apostrophe called the “ combining .y'y.bu ” or “ attitudinal shorthand ” ; it exists to make it more natural to write a period and an apostrophe in two consecutive syllables (a sequence, which represents the majority of the set of attitudinals). The “ combining .y'y.bu ” spans over both syllables and replaces the radical elements in them.

Examples would be “ ???? ” (“ .i'i ”), “ ???? ” (“ .a'e ”), “ ?????? ” (“ .y'y.bu ”).

There is an additional set of elements for vowels, called “ full vowel elements ” :

? ? ? ? ?
a e i o u
? ?? ?? ?? ??
y au ai ei oi

These full vowels elements are to be used in cmevla and fu'ivla instead of diacritic elements. Symbols “ ? ” (for *i* before vowels) and “ ? ” (for *u* before vowels) are used as previously explained. Examples of cmevla would be “ ???????? ” (“ .katrinas. ” with no periods), “ ?????? ” (“ .djein. ” with no periods).

There are two reasons for using full vowel elements.

Firstly, to give a distinct visual style and flavour to cmevla and fu'ivla.

Secondly, to implement some functionality of the comma. In standard orthography the comma can be used to separate consecutive vowels into different syllables. In the zbalermorna orthography, full vowel elements can be used to represent a comma and a following vowel. An example would be “ ????? ” (“ .uein. ”) as opposed to “ ????? ” (“ .ue,in. ”).

Chapter 4. The shape of words to come: Lojban morphology

The picture for chapter 4

4.1. Introductory

Morphology is the part of grammar that deals with the form of words. Lojban's

morphology is fairly simple compared to that of many languages, because Lojban words don't change form depending on how they are used. English has only a small number of such changes compared to languages like Russian, but it does have changes like “ boys ” as the plural of “ boy ” , or “ walked ” as the past-tense form of “ walk ” . To make plurals or past tenses in Lojban, you add separate words to the sentence that express the number of boys, or the time when the walking was going on.

However, Lojban does have what is called “ derivational morphology ” : the capability of building new words from old words. In addition, the form of words tells us something about their grammatical uses, and sometimes about the means by which they entered the language. Lojban has very orderly rules for the formation of words of various types, both the words that already exist and new words yet to be created by speakers and writers.

A stream of Lojban sounds can be uniquely broken up into its component words according to specific rules. These so-called “ morphology rules ” are summarized in this chapter. (However, a detailed algorithm for breaking sounds into words has not yet been fully debugged, and so is not presented in this book.) First, here are some conventions used to talk about groups of Lojban letters, including vowels and consonants.

1. V represents any single Lojban vowel except *y* ; that is, it represents *a* , *e* , *i* , *o* , or *u* .
2. VV represents either a diphthong, one of the following:

ai ei oi au

or a two-syllable vowel pair with an apostrophe separating the vowels, one of the following:

a'a a'e a'i a'o a'u
e'a e'e e'i e'o e'u
i'a i'e i'i i'o i'u
o'a o'e o'i o'o o'u
u'a u'e u'i u'o u'u

3. C represents a single Lojban consonant, not including the apostrophe, one of *b* , *c* , *d* , *f* , *g* , *j* , *k* , *l* , *m* , *n* , *p* , *r* , *s* , *t* , *v* , *x* , or *z* . Syllabic *l* , *m* , *n* , and *r* always count as consonants for the purposes of this chapter.
4. CC represents two adjacent consonants of type C which constitute one of the 48 permissible initial consonant pairs:

pl pr fl fr
bl br vl vr

cp cf ct ck cm cn cl cr
jb jv jd jg jm
sp sf st sk sm sn sl sr
zb zv zd zg zm

tc tr ts kl kr
dj dr dz gl gr

ml mr xl xr

5. C/C represents two adjacent consonants which constitute one of the permissible consonant pairs (not necessarily a permissible initial consonant pair). The permissible consonant pairs are explained in [Section 3.6](#). In brief, any consonant pair is permissible unless it: contains two identical letters, contains both a voiced (excluding *r*, *l*, *m*, *n*) and an unvoiced consonant, or is one of certain specified forbidden pairs.
6. C/CC represents a consonant triple. The first two consonants must constitute a permissible consonant pair; the last two consonants must constitute a permissible initial consonant pair.

Lojban has three basic word classes - parts of speech - in contrast to the eight that are traditional in English. These three classes are called *cmavo*, *brivla*, and *cmevla*. Each of these classes has uniquely identifying properties - an arrangement of letters that allows the word to be uniquely and unambiguously recognized as a separate word in a string of Lojban, upon either reading or hearing, and as belonging to a specific word-class.

They are also functionally different: *cmavo* are the structure words, corresponding to English words like "and", "if", "the" and "to"; *brivla* are the content words, corresponding to English words like "come", "red", "doctor", and "freely"; *cmevla* are proper names, corresponding to English "James", "Afghanistan", and "Pope John Paul II".

4.2. **cmavo**

The first group of Lojban words discussed in this chapter are the *cmavo*. They are the structure words that hold the Lojban language together. They often have no semantic meaning in themselves, though they may affect the semantics of *brivla* to which they are attached. The *cmavo* include the equivalent of English articles, conjunctions, prepositions, numbers, and punctuation marks. There are over a hundred subcategories of *cmavo*, known as *selma'o*, each having a specifically defined grammatical usage. The various *selma'o* are discussed throughout [Chapter 5](#) to [Chapter 19](#) and summarized in [Chapter 20](#).

Standard cmavo occur in four forms defined by their word structure. Here are some examples of the various forms:

V-form [.a](#) [.e](#) [.i](#) [.o](#) [.u](#)
CV-form [ba](#) [ce](#) [di](#) [fo](#) [gu](#)
VV-form [.au](#) [.ei](#) [.ia](#) [.o'u](#) [.u'e](#)
CVV-form [ki'a](#) [pei](#) [mi'o](#) [coi](#) [cu'u](#)

In addition, there is the cmavo [.y](#) (remember that y is not a V), which must have pauses before and after it.

A simple cmavo thus has the property of having only one or two vowels, or of having a single consonant followed by one or two vowels. Words consisting of three or more vowels in a row, or a single consonant followed by three or more vowels, are also of cmavo form, but are reserved for experimental use: a few examples are *ku'a'e* , *sau'e* , and *bai'ai* . All CVV cmavo beginning with the letter x are also reserved for experimental use. In general, though, the form of a cmavo tells you little or nothing about its grammatical use.

“ Experimental use ” means that the language designers will not assign any standard meaning or usage to these words, and words and usages coined by Lojban speakers will not appear in official dictionaries for the indefinite future. Experimental-use words provide an escape hatch for adding grammatical mechanisms (as opposed to semantic concepts) the need for which was not foreseen.

The cmavo of VV-form include not only the diphthongs and vowel pairs listed in [Section 4.1](#) , but also the following ten additional diphthongs:

[.ia](#) [.ie](#) [.ii](#) [.io](#) [.iu](#)
[.ua](#) [.ue](#) [.ui](#) [.uo](#) [.uu](#)

In addition, cmavo can have the form Cy , a consonant followed by the letter y . These cmavo represent letters of the Lojban alphabet, and are discussed in detail in [Chapter 17](#) .

Compound cmavo are sequences of cmavo attached together to form a single written word. A compound cmavo is always identical in meaning and in grammatical use to the separated sequence of simple cmavo from which it is composed. These words are written in compound form merely to save visual space, and to ease the reader's burden in identifying when the component cmavo are acting together.

Compound cmavo, while not visually short like their components, can be readily identified by two characteristics:

1. They have no consonant pairs or clusters, and

2. They end in a vowel.

For example:

Example 4.1.

- .iseci'i
- .i se ci'i

Example 4.2.

- punajecanai
- pu nai je ca nai

Example 4.3.

- ki'e.u'e
- ki'e .u'e

The cmavo .u'e begins with a vowel, and like all words beginning with a vowel, requires a pause (represented by .) before it. This pause cannot be omitted simply because the cmavo is incorporated into a compound cmavo. On the other hand,

Example 4.4.

ki'e'u'e

is a single cmavo reserved for experimental purposes: it has four vowels.

Example 4.5.

- cy.ibu.abu
- cy. .ibu .abu

Again the pauses are required (see [Section 4.9](#)); the pause after *cy* merges with the pause before *ibu*.

There is no particular stress required in cmavo or their compounds. Some conventions do exist that are not mandatory. For two-syllable cmavo, for example, stress is typically placed on the first vowel; an example is

Example 4.6.

- .e'o ko ko kurji
- .E'o ko ko KURji

This convention results in a consistent rhythm to the language, since brivla are required to have penultimate stress; some find this esthetically pleasing.

If the final syllable of one word is stressed, and the first syllable of the next word is stressed, you must insert a pause or glottal stop between the two stressed syllables. Thus

Example 4.7.

le re nanmu

can be optionally pronounced

Example 4.8.

- le RE. NANmu

since there are no rules forcing stress on either of the first two words; the stress on *re*, though, demands that a pause separate *re* from the following syllable *nan* to ensure that the stress on *nan* is properly heard as a stressed syllable. The alternative pronunciation

Example 4.9.

- LE re NANmu

is also valid; this would apply secondary stress (used for purposes of emphasis,

contrast or sentence rhythm) to *le*, comparable in rhythmical effect to the English phrase “ THE two men ” . In [Example 4.8](#), the secondary stress on *re* would be similar to that in the English phrase “ the TWO men ” .

Both cmavo may also be left unstressed, thus:

Example 4.10.

- le re NANmu

This would probably be the most common usage.

4.3. brivla

Predicate words, called *brivla*, are at the core of Lojban. They carry most of the semantic information in the language. They serve as the equivalent of English nouns, verbs, adjectives, and adverbs, all in a single part of speech.

Every brivla belongs to one of three major subtypes. These subtypes are defined by the form, or morphology, of the word – all words of a particular structure can be assigned by sight or sound to a particular type (cmavo, brivla, or cmevla) and subtype. Knowing the type and subtype then gives you, the reader or listener, significant clues to the meaning and the origin of the word, even if you have never heard the word before.

The same principle allows you, when speaking or writing, to invent new brivla for new concepts “ on the fly ” ; yet it offers people that you are trying to communicate with a good chance to figure out your meaning. In this way, Lojban has a flexible vocabulary which can be expanded indefinitely.

All brivla have the following properties:

1. always end in a vowel;
2. always contain a consonant pair in the first five letters, where y and apostrophe are not counted as letters for this purpose (see [Section 4.6](#));
3. always are stressed on the next-to-the-last (penultimate) syllable; this implies that they have two or more syllables.

The presence of a consonant pair distinguishes brivla from cmavo and their compounds. The final vowel distinguishes brivla from cmevla, which always end in a consonant. Thus *da'amei* must be a compound cmavo because it lacks a consonant pair; *.lojban.* must be a cmevla because it lacks a final vowel.

Thus, *bisycla* has the consonant pair *sc* in the first five non- *y* letters even though the *sc* actually appears in the form of *sy*. Similarly, the word *ro'inre'o* contains *nr* in the first five letters because the apostrophes are not counted for this purpose.

The three subtypes of brivla are:

1. gismu, the Lojban primitive roots from which all other brivla are built;
2. lujvo, the compounds of two or more gismu; and
3. fu'ivla (literally “ copy-word ”), the specialized words that are not Lojban primitives or natural compounds, and are therefore borrowed from other languages.

4.4. gismu

The gismu, or Lojban root words, are those brivla representing concepts most basic to the language. The gismu were chosen for various reasons: some represent concepts that are very familiar and basic; some represent concepts that are frequently used in other languages; some were added because they would be helpful in constructing more complex words; some because they represent fundamental Lojban concepts (like *cmavo* and *gismu* themselves).

The gismu do not represent any sort of systematic partitioning of semantic space. Some gismu may be superfluous, or appear for historical reasons: the gismu list was being collected for almost 35 years and was only weeded out once. Instead, the intention is that the gismu blanket semantic space: they make it possible to talk about the entire range of human concerns.

There are about 1350 gismu. In learning Lojban, you need only to learn most of these gismu and their combining forms (known as *rafsi*) as well as perhaps 200 major cmavo, and you will be able to communicate effectively in the language. This may sound like a lot, but it is a small number compared to the vocabulary needed for similar communications in other languages.

All gismu have very strong form restrictions. Using the conventions defined in [Section 4.1](#), all gismu are of the forms CVC/CV or CCVCV. They must meet the rules for all brivla given in [Section 4.3](#); furthermore, they:

1. always have five letters;
2. always start with a consonant and end with a single vowel;
3. always contain exactly one consonant pair, which is a permissible initial pair (CC) if it's at the beginning of the gismu, but otherwise only has to be a permissible pair (C/C);

4. are always stressed on the first syllable (since that is penultimate).

The five letter length distinguishes gismu from *lujvo* and *fu'ivla*. In addition, no gismu contains ' .

With the exception of five special *brivla* variables, [broda](#), [brode](#), [brodi](#), [brodo](#), and [brodu](#), no two gismu differ only in the final vowel. Furthermore, the set of gismu was specifically designed to reduce the likelihood that two similar sounding gismu could be confused. For example, because [gismu](#) is in the set of gismu, *kismu* , *xismu* , *gicmu* , *gizmu* , and *gisnu* cannot be.

Almost all Lojban gismu are constructed from pieces of words drawn from other languages, specifically Chinese, English, Hindi, Spanish, Russian, and Arabic, the six most widely spoken natural languages. For a given concept, words in the six languages that represent that concept were written in Lojban phonetics. Then a gismu was selected to maximize the recognizability of the Lojban word for speakers of the six languages by weighting the inclusion of the sounds drawn from each language by the number of speakers of that language. See [Section 4.14](#) for a full explanation of the algorithm.

Here are a few examples of gismu, with rough English equivalents (not definitions):

Example 4.11.

creka

shirt

Example 4.12.

lijda

religion

Example 4.13.

blanu

blue

Example 4.14.

mamta

mother

Example 4.15.

cukta

book

Example 4.16.

patfu

father

Example 4.17.

nanmu

man

Example 4.18.

ninmu

woman

A small number of gismu were formed differently; see [Section 4.15](#) for a list.

4.5. lujvo

When specifying a concept that is not found among the gismu (or, more specifically, when the relevant gismu seems too general in meaning), a Lojbanist

generally attempts to express the concept as a tanru. Lojban tanru are an elaboration of the concept of “ metaphor ” used in English. In Lojban, any brivla can be used to modify another brivla. The first of the pair modifies the second. This modification is usually restrictive – the modifying brivla reduces the broader sense of the modified brivla to form a more narrow, concrete, or specific concept. Modifying brivla may thus be seen as acting like English adverbs or adjectives. For example,

Example 4.19.

skami pilno

is the tanru which expresses the concept of “ computer user ” .

The simplest Lojban tanru are pairings of two concepts or ideas. Such tanru take two simpler ideas that can be represented by gismu and combine them into a single more complex idea. Two-part tanru may then be recombined in pairs with other tanru, or with individual gismu, to form more complex or more specific ideas, and so on.

The meaning of a tanru is usually at least partly ambiguous: *skami pilno* could refer to a computer that is a user, or to a user of computers. There are a variety of ways that the modifier component can be related to the modified component. It is also possible to use cmavo within tanru to provide variations (or to prevent ambiguities) of meaning.

Making tanru is essentially a poetic or creative act, not a science. While the syntax expressing the grouping relationships within tanru is unambiguous, tanru are still semantically ambiguous, since the rules defining the relationships between the gismu are flexible. The process of devising a new tanru is dealt with in detail in [Chapter 5](#).

To express a simple tanru, simply say the component gismu together. Thus the binary metaphor “ big boat ” becomes the tanru

Example 4.20.

barda bloti

representing roughly the same concept as the English word “ ship ” .

The binary metaphor “ father mother ” can refer to a paternal grandmother (“ a father-ly type of mother ”), while “ mother father ” can refer to a maternal grandfather (“ a mother-ly type of father ”). In Lojban, these become the tanru

Example 4.21.

patfu mamta

and

Example 4.22.

mamta patfu

respectively.

The possibility of semantic ambiguity can easily be seen in the last case. To interpret [Example 4.22](#), the listener must determine what type of motherliness pertains to the father being referred to. In an appropriate context, *mamta patfu* could mean not “grandfather” but simply “father with some motherly attributes”, depending on the culture. If absolute clarity is required, there are ways to expand upon and explain the exact interrelationship between the components; but such detail is usually not needed.

When a concept expressed in a tanru proves useful, or is frequently expressed, it is desirable to choose one of the possible meanings of the tanru and assign it to a new brivla. For [Example 4.19](#), we would probably choose “user of computers”, and form the new word

Example 4.23.

sampli

Such a brivla, built from the rafsi which represent its component words, is called a [lujvo](#). Another example, corresponding to the tanru of [Example 4.20](#), would be:

Example 4.24.

bralo'i

“big-boat”

ship

The lujvo representing a given tanru is built from units representing the component gismu. These units are called *rafsi* in Lojban. Each rafsı represents only one gismu. The rafsı are attached together in the order of the words in the tanru, occasionally inserting so-called “ hyphen ” letters to ensure that the pieces stick together as a single word and cannot accidentally be broken apart into cmavo, gismu, or other word forms. As a result, each lujvo can be readily and accurately recognized, allowing a listener to pick out the word from a string of spoken Lojban, and if necessary, unambiguously decompose the word to a unique source tanru, thus providing a strong clue to its meaning.

The lujvo that can be built from the tanru *mamta patfu* in [Example 4.22](#) is

Example 4.25.

mampa'u

which refers specifically to the concept “ maternal grandfather ” . The two gismu that constitute the tanru are represented in *mampa'u* by the rafsı *mam-* and *-pa'u* , respectively; these two rafsı are then concatenated together to form *mampa'u* .

Like gismu, lujvo have only one meaning. When a lujvo is formally entered into a dictionary of the language, a specific definition will be assigned based on one particular interrelationship between the terms. (See [Chapter 12](#) for how this has been done.) Unlike gismu, lujvo may have more than one form. This is because there is no difference in meaning between the various rafsı for a gismu when they are used to build a lujvo. A long rafsı may be used, especially in noisy environments, in place of a short rafsı; the result is considered the same lujvo, even though the word is spelled and pronounced differently. Thus the word *brivla* , built from the tanru *bridi valsı* , is the same lujvo as *brivalsı* , *bridyvla* , and *bridyvalsı* , each of which uses a different combination of rafsı.

When assembling rafsı together into lujvo, the rules for valid *brivla* must be followed: a consonant cluster must occur in the first five letters (excluding y and '), and the lujvo must end in a vowel.

A y (which is ignored in determining stress or consonant clusters) is inserted in the middle of the consonant cluster to glue the word together when the resulting cluster is either not permissible or the word is likely to break up. There are specific rules describing these conditions, detailed in [Section 4.6](#) .

An *r* (in some cases, an *n*) is inserted when a CVV-form rafsi attaches to the beginning of a lujvo in such a way that there is no consonant cluster. For example, in the lujvo

Example 4.26.

soirsai

from *sonci sanmi*

“ soldier meal ”

field rations

the rafsi *soi-* and *-sai* are joined, with the additional *r* making up the *rs* consonant pair needed to make the word a brivla. Without the *r* , the word would break up into *soi sai* , two cmavo. The pair of cmavo have no relation to their rafsi lookalikes; they will either be ungrammatical (as in this case), or will express a different meaning from what was intended.

Learning rafsi and the rules for assembling them into lujvo is clearly seen to be necessary for fully using the potential Lojban vocabulary.

Most important, it is possible to invent new lujvo while you speak or write in order to represent a new or unfamiliar concept, one for which you do not know any existing Lojban word. As long as you follow the rules for building these compounds, there is a good chance that you will be understood without explanation.

4.6. rafsi

Every gismu has from two to five rafsi, each of a different form, but each such rafsi represents only one gismu. It is valid to use any of the rafsi forms in building lujvo - whichever the reader or listener will most easily understand, or whichever is most pleasing - subject to the rules of lujvo making. There is a scoring algorithm which is intended to determine which of the possible and legal lujvo forms will be the standard dictionary form (see [Section 4.12](#)).

Each gismu always has at least two rafsi forms; one is the gismu itself (used only at the end of a lujvo), and one is the gismu without its final vowel (used only at the beginning or middle of a lujvo). These forms are represented as CVC/CV or

CCVVCV (called “ the 5-letter rafsi ”), and CVC/C or CCVC (called “ the 4-letter rafsi ”) respectively. The dashes in these rafsi form representations show where other rafsi may be attached to form a valid lujvo. When lujvo are formed only from 4-letter and 5-letter rafsi, known collectively as “ long rafsi ” , they are called “ unreduced lujvo ” .

Some examples of unreduced lujvo forms are:

Example 4.27.

mamtypatfu

from *mamta patfu*

“ mother father ” or “ maternal grandfather ”

Example 4.28.

lerfyliste

from *lerfu liste*

“ letter list ” or a “ list of letters ”

(letters of the alphabet)

Example 4.29.

nancyprali

from *nanca prali*

“ year profit ” or “ annual profit ”

Example 4.30.

prunyplipe

from *pruni plipe*

“ elastic (springy) leap ” or “ spring ” (the verb)

Example 4.31.

vancysanmi

from *vanci sanmi*

“ evening meal ” or “ supper ”

In addition to these two forms, each gismu may have up to three additional short rafsi, three letters long. All short rafsi have one of the forms CVC, CCV, or CVV. The total number of rafsi forms that are assigned to a gismu depends on how useful the gismu is, or is presumed to be, in making lujvo, when compared to other gismu that could be assigned the rafsi.

For example, [*zmadu*](#) (“ more than ”) has the two short rafsi *zma* and *mau* (in addition to its unreduced rafsi *zmad* and [*zmadu*](#)), because a vast number of lujvo have been created based on [*zmadu*](#) , corresponding in general to English comparative adjectives ending in “ -er ” such as “ whiter ” (Lojban *labmau*). On the other hand, [*bakri*](#) (“ chalk ”) has no short rafsi and few lujvo.

There are at most one CVC-form, one CCV-form, and one CVV-form rafsi per gismu. In fact, only a tiny handful of gismu have both a CCV-form and a CVV-form rafsi assigned, and still fewer have all three forms of short rafsi. However, gismu with both a CVC-form and another short rafsi are fairly common, partly because

more possible CVC-form rafsi exist. Yet CVC-form rafsi, even though they are fairly easy to remember, cannot be used at the end of a lujvo (because lujvo must end in vowels), so justifying the assignment of an additional short rafsi to many gismu.

The intention was to use the available “ rafsi space ” - the set of all possible short rafsi forms - in the most efficient way possible; the goal is to make the most-used lujvo as short as possible (thus maximizing the use of short rafsi), while keeping the rafsi very recognizable to anyone who knows the source gismu. For this reason, the letters in a rafsi have always been chosen from among the five letters of the corresponding gismu. As a result, there are a limited set of short rafsi available for assignment to each gismu. At most seven possible short rafsi are available for consideration (of which at most three can be used, as explained above).

Here are the only short rafsi forms that can possibly exist for gismu of the form CVC/CV, like [sakli](#). The digits in the second column represent the gismu letters used to form the rafsi.

CVC 123 -*sak*-
CVC 124 -*sal*-
CVV 12'5 -*sa'i*-
CVV 125 -*sai*-
CCV 345 -*kli*-
CCV 132 -*ska*-

(The only actual short rafsi for [sakli](#) is -*sal*- .)

For gismu of the form CCVCV, like [blaci](#), the only short rafsi forms that can exist are:

CVC 134 -*bac*-
CVC 234 -*lac*-
CVV 13'5 -*ba'i*-
CVV 135 -*bai*-
CVV 23'5 -*la'i*-
CVV 235 -*lai*-
CCV 123 -*bla*-

(In fact, [blaci](#) has none of these short rafsi; they are all assigned to other gismu. Lojban speakers are not free to reassign any of the rafsi; the tables shown here are to help understand how the rafsi were chosen in the first place.)

There are a few restrictions: a CVV-form rafsi without an apostrophe cannot exist unless the vowels make up one of the four diphthongs *ai* , *ei* , *oi* , or *au* ; and a CCV-form rafsi is possible only if the two consonants form a permissible initial

consonant pair (see [Section 4.1](#)). Thus *mamta*, which has the same form as *salci*, can only have *mam*, *mat*, and *ma'a* as possible rafsi: in fact, only *mam* is assigned to it.

Some cmavo also have associated rafsi, usually CVC-form. For example, the ten common numerical digits, which are all CV form cmavo, each have a CVC-form rafsi formed by adding a consonant to the cmavo. Most cmavo that have rafsi are ones used in composing tanru.

The term for a lujvo made up solely of short rafsi is “ fully reduced lujvo ”. Here are some examples of fully reduced lujvo:

Example 4.32.

cumfri

from *cumki lifri*

“ possible experience ”

Example 4.33.

klezba

from *klesi zbasu*

“ category make ”

Example 4.34.

kixta'a

from *krixa tavla*

“ cry-out talk ”

Example 4.35.

sniju'o

from *sinxa djuno*

“ sign know ”

In addition, the unreduced forms in [Example 4.27](#) and [Example 4.28](#) may be fully reduced to:

Example 4.36.

mampa'u

from *mamta patfu*

“ mother father ” or “ maternal grandfather ”

Example 4.37.

lerste

from *lerfu liste*

“ letter list ” or a “ list of letters ”

As noted above, CVC-form rafsi cannot appear as the final rafsi in a lujvo, because all lujvo must end with one or two vowels. As a brivla, a lujvo must also contain a consonant cluster within the first five letters – this ensures that they cannot be mistaken for compound cmavo. Of course, all lujvo have at least six letters since they have two or more rafsi, each at least three letters long; hence they cannot be confused with gismu.

When attaching two rafsi together, it may be necessary to insert a hyphen letter. In Lojban, the term “hyphen” always refers to a letter, either the vowel *y* or one of the consonants *r* and *n*. (The letter *l* can also be a hyphen, but is not used as one in lujvo.)

The *y*-hyphen is used after a CVC-form rafsi when joining it with the following rafsi could result in an impermissible consonant pair, or when the resulting lujvo could fall apart into two or more words (either cmavo or gismu).

Thus, the tanru *pante tavla* (“protest talk”) cannot produce the lujvo *patta'a*, because *tt* is not a permissible consonant pair; the lujvo must be [patyta'a](#). Similarly, the tanru *mudri siclu* (“wooden whistle”) cannot form the lujvo *mudsiclu*; instead, *mudysiclu* must be used. (Remember that *y* is not counted in determining whether the first five letters of a brivla contain a consonant cluster: this is why.)

The *y*-hyphen is also used to attach a 4-letter rafsi, formed by dropping the final vowel of a gismu, to the following rafsi. (This procedure was shown, but not explained, in [Example 4.27](#) to [Example 4.31](#).)

The lujvo forms *zunlyjamfu*, *zunlyjma*, *zuljamfu*, and [zuljma](#) are all legitimate and equivalent forms made from the tanru *zunle jamfu* (“left foot”). Of these, [zuljma](#) is the preferred one since it is the shortest; it thus is likely to be the form listed in a Lojban dictionary.

The *r*-hyphen and its close relative, the *n*-hyphen, are used in lujvo only after CVV-form rafsi. A hyphen is always required in a two-part lujvo of the form CVV-CVV, since otherwise there would be no consonant cluster.

An *r*-hyphen or *n*-hyphen is also required after the CVV-form rafsi of any lujvo of the form CVV-CVC/CV or CVV-CCVCV since it would otherwise fall apart into a CVV-form cmavo and a gismu. In any lujvo with more than two parts, a CVV-form rafsi in the initial position must always be followed by a hyphen. If the hyphen were to be omitted, the supposed lujvo could be broken into smaller words without the hyphen: because the CVV-form rafsi would be interpreted as a cmavo, and the remainder of the word as a valid lujvo that is one rafsi shorter.

An *n*-hyphen is only used in place of an *r*-hyphen when the following rafsi begins with *r*. For example, the tanru *rokci renro* (“rock throw”) cannot be expressed as *ro'ire'o* (which breaks up into two cmavo), nor can it be *ro'irre'o* (which has an impermissible double consonant); the *n*-hyphen is required, and the correct form

of the hyphenated lujvo is *ro'inre'o* . The same lujvo could also be expressed without hyphenation as *rokre'o* .

There is also a different way of building lujvo, or rather phrases which are grammatically and semantically equivalent to lujvo. You can make a phrase containing any desired words, joining each pair of them with the special cmavo [zei](#) . Thus,

Example 4.38.

bridi zei valsi

is the exact equivalent of [brivla](#) (but not necessarily the same as the underlying tanru *bridi valsi* , which could have other meanings). Using [zei](#) is the only way to get a cmavo lacking a rafsi, a cmevla, or a fu'ivla into a lujvo:

Example 4.39.

xy. zei kantu

X ray

Example 4.40.

kulnr,farsi zei lolgai

“ Farsi floor-cover ”

Persian rug

Example 4.41.

na'e zei .a zei na'e zei by. livgyterbilma

“ non-A, non-B liver-disease ”

non-A, non-B hepatitis

Example 4.42.

.cerman. zej jamkarce

“ Sherman war-car ”

Sherman tank

[Example 4.41](#) is particularly noteworthy because the phrase that would be produced by removing the *zej*s from it doesn't end with a brivla, and in fact is not even grammatical. As written, the example is a tanru with two components, but by adding a *zej* between *by.* and *livgyterbilma* to produce

Example 4.43.

na'e zej .a zej na'e zej by. zej livgyterbilma

non-A-non-B-hepatitis

the whole phrase would become a single lujvo. The longer lujvo of [Example 4.43](#) may be preferable, because its place structure can be built from that of *bilma*, whereas the place structure of a lujvo without a brivla must be constructed ad hoc.

Note that rafsi may not be used in *zej* phrases, because they are not words. CVV rafsi look like words (specifically cmavo) but there can be no confusion between the two uses of the same letters, because cmavo appear only as separate words or in compound cmavo (which are really just a notation for writing separate but closely related words as if they were one); rafsi appear only as parts of lujvo **and fu'ivla**.

4.7. fu'ivla

The use of tanru or lujvo is not always appropriate for very concrete or specific terms (e.g. “ brie ” or “ cobra ”), or for jargon words specialized to a narrow field (e.g. “ quark ” , “ integral ” , or “ iambic pentameter ”). These words are in effect names for concepts, and the names were invented by speakers of another language. The vast majority of words referring to plants, animals, foods, and scientific terminology cannot be easily expressed as tanru. They thus must be borrowed (actually “ copied ”) into Lojban from the original language.

There are four stages of borrowing in Lojban, as words become more and more modified (but shorter and easier to use). Stage 1 is the use of a foreign name quoted with the cmavo [la'o](#) (explained in full in [Section 19.10](#)):

Example 4.44.

me la'o ly. spaghetti .ly.

is a predicate with the place structure “ x 1 is a quantity of spaghetti ” .

Stage 2 involves changing the foreign name to a Lojbanized name, as explained in [Section 4.8](#):

Example 4.45.

me la .spagetis.

One of these expedients is often quite sufficient when you need a word quickly in conversation. (This can make it easier to get by when you do not yet have full command of the Lojban vocabulary, provided you are talking to someone who will recognize the borrowing.)

Where a little more universality is desired, the word to be borrowed must be Lojbanized into one of several permitted forms. A rafsi is then usually attached to the beginning of the Lojbanized form, using a hyphen to ensure that the resulting word doesn't fall apart.

The rafsi categorizes or limits the meaning of the fu'ivla; otherwise a word having several different jargon meanings in other languages would require the word-inventor to choose which meaning should be assigned to the fu'ivla, since fu'ivla (like other brivla) are not permitted to have more than one definition. Such a Stage 3 borrowing is the most common kind of fu'ivla.

Finally, Stage 4 fu'ivla do not have any rafsi classifier, and are used where a fu'ivla has become so common or so important that it must be made as short as possible. (See [Section 4.16](#) for a proposal concerning Stage 4 fu'ivla.)

The form of a fu'ivla reliably distinguishes it from both the gismu and the cmavo. Like cultural gismu, fu'ivla are generally based on a word from a single non-Lojban language. The word is “ borrowed ” (actually “ copied ” , hence the Lojban tanru *fukpi vals*) from the other language and Lojbanized – the phonemes are converted to their closest Lojban equivalent and modifications are made as necessary to make the word a legitimate Lojban fu'ivla-form word. All fu'ivla:

1. must contain a consonant cluster in the first five letters of the word; if this consonant cluster is at the beginning, it must either be a permissible initial consonant pair, or a longer cluster such that each pair of adjacent consonants in the cluster is a permissible initial consonant pair: *spraile* is acceptable, but not *ktraile* or *trkaile* ;
2. must end in one or more vowels;
3. must not be gismu or lujvo, or any combination of cmavo, gismu, and lujvo; furthermore, a fu'ivla with a CV cmavo joined to the front of it must not have the form of a lujvo (the so-called “ slinku'i test ” , not discussed further in this book);
4. cannot contain *y* , although they may contain syllabic pronunciations of Lojban consonants;
5. like other brivla, are stressed on the penultimate syllable.

Note that consonant triples or larger clusters that are not at the beginning of a fu'ivla can be quite flexible, as long as all consonant pairs are permissible. There is no need to restrict fu'ivla clusters to permissible initial pairs except at the beginning.

This is a fairly liberal definition and allows quite a lot of possibilities within “ fu'ivla space ” . Stage 3 fu'ivla can be made easily on the fly, as lujvo can, because the procedure for forming them always guarantees a word that cannot violate any of the rules. Stage 4 fu'ivla require running tests that are not simple to characterize or perform, and should be made only after deliberation and by someone knowledgeable about all the considerations that apply.

Here is a simple and reliable procedure for making a non-Lojban word into a valid Stage 3 fu'ivla:

1. Eliminate all double consonants and silent letters.
2. Convert all sounds to their closest Lojban equivalents. Lojban *y* , however, may not be used in any fu'ivla.

3. If the last letter is not a vowel, modify the ending so that the word ends in a vowel, either by removing a final consonant or by adding a suggestively chosen final vowel.
4. If the first letter is not a consonant, modify the beginning so that the word begins with a consonant, either by removing an initial vowel or adding a suggestively chosen initial consonant.
5. Prefix the result of steps 1-4 with a 4-letter rafsi that categorizes the fu'ivla into a " topic area ". It is only safe to use a 4-letter rafsi; short rafsi sometimes produce invalid fu'ivla. Hyphenate the rafsi to the rest of the fu'ivla with an r-hyphen; if that would produce a double *r* , use an n-hyphen instead; if the rafsi ends in *r* and the rest of the fu'ivla begins with *n* (or vice versa), or if the rafsi ends in "r" and the rest of the fu'ivla begins with "tc", "ts", "dj", or "dz" (using "n" would result in a phonotactically impermissible cluster), use an l-hyphen. (This is the only use of l-hyphen in Lojban.)

Alternatively, if a CVC-form short rafsi is available it can be used instead of the long rafsi.

6. Remember that the stress necessarily appears on the penultimate (next-to-the-last) syllable.

In this section, the hyphen is set off with commas in the examples, but these commas are not required in writing, and the hyphen need not be pronounced as a separate syllable.

Here are a few examples:

Example 4.46.

spaghetti (from English or Italian)

spageti (Lojbanize)

cidj,r,spageti (prefix long rafsi)

dja,r,spageti (prefix short rafsi)

where *cidj-* is the 4-letter rafsi for *cidja*, the Lojban gismu for " food ", thus categorizing *cidjrspageti* as a kind of food. The form with the short rafsi happens

to work, but such good fortune cannot be relied on: in any event, it means the same thing.

Example 4.47.

Acer (the scientific name of maple trees)

acer (Lojbanize)

xaceru (add initial consonant and final vowel)

tric,r,xaceru (prefix rafsi)

ric,r,xaceru (prefix short rafsi)

where *tric-* and *ric-* are rafsi for [tricu](#), the gismu for “ tree ” . Note that by the same principles, “ maple sugar ” could get the fu'ivla *saktrxaceru* , or could be represented by the tanru *tricrxaceru sakta* . Technically, *ricrxaceru* and *tricrxaceru* are distinct fu'ivla, but they would surely be given the same meanings if both happened to be in use.

Example 4.48.

brie (from French)

bri (Lojbanize)

cirl,r,bri (prefix rafsi)

where *cirl-* represents [cirla](#) (“ cheese ”).

Example 4.49.

cobra

kobra (Lojbanize)

sinc,r,kobra (prefix rafsi)

where *sinc-* represents [*since*](#) (“ snake ”).

Example 4.50.

quark

kuark (Lojbanize)

kuarka (add final vowel)

sask,r,kuarka (prefix rafsi)

where *sask-* represents [*saske*](#) (“ science ”). Note the extra vowel *a* added to the end of the word, and the diphthong *ua* , which never appears in gismu or lujvo, but may appear in fu'ivla.

Example 4.51.

?? (from Korean)

djamo (Lojbanize)

lerf,r,djamo (prefix rafsi)

ler,l,djamo (prefix rafsi)

where *ler-* represents *lerfu* (" letter "). Note the l-hyphen in "lerldjamo", since "lerndjamo" contains the forbidden cluster "ndj".

The use of the prefix helps distinguish among the many possible meanings of the borrowed word, depending on the field. As it happens, *spageti* and *kuarka* are valid Stage 4 fu'ivla, but *xaceru* looks like a compound cmavo, and *kobra* like a gismu.

For another example, " integral " has a specific meaning to a mathematician. But the Lojban fu'ivla *.integrale* , which is a valid Stage 4 fu'ivla, does not convey that mathematical sense to a non-mathematical listener, even one with an English-speaking background; its source - the English word " integral " - has various other specialized meanings in other fields.

Left uncontrolled, *.integrale* almost certainly would eventually come to mean the same collection of loosely related concepts that English associates with " integral " , with only the context to indicate (possibly) that the mathematical term is meant.

The prefix method would render the mathematical concept as *cmacrntegrale* , if the *i* of *.integrale* is removed, or something like *cmacrntintegrale* , if a new consonant is added to the beginning; *cmac-* is the rafsi for *cmaci* (" mathematics "). The architectural sense of " integral " might be conveyed with *dinjrntintegrale* or *tarmrntintegrale* , where *dinju* and *tarmi* mean " building " and " form " respectively.

Here are some fu'ivla representing cultures and related things, shown with more than one rafsi prefix:

Example 4.52.

bang,r,blgaria

Bulgarian (in language)

Example 4.53.

kuln,r,blgaria

Bulgarian (in culture)

Example 4.54.

gugd,r,blgaria

Bulgaria (the country)

Example 4.55.

bang,r,kore,a

Korean (the language)

Example 4.56.

kuln,r,kore,a

Korean (the culture)

Note the commas in [Example 4.55](#) and [Example 4.56](#), used because *ea* is not a valid diphthong in Lojban. Arguably, some form of the native name “ Chosen ” should have been used instead of the internationally known “ Korea ” ; this is a recurring problem in all borrowings. In general, it is better to use the native name unless using it will severely impede understanding: “ Navajo ” is far more widely known than “ Dine'e ” .

4.8. *cmevla*

Lojbanized names, called *cmevla*, are very much like their counterparts in other languages. They are labels applied to things (or people) to stand for them in descriptions or in direct address. They may convey meaning in themselves, but do

not necessarily do so.

Because names are often highly personal and individual, Lojban attempts to allow native language names to be used with a minimum of modification. The requirement that the Lojban speech stream be unambiguously analyzable, however, means that most names must be modified somewhat when they are Lojbanized. Here are a few examples of English names and possible Lojban equivalents:

Example 4.57.

.djim.

Jim

Example 4.58.

.djein.

Jane

Example 4.59.

.arnold.

Arnold

Example 4.60.

.pit.

Pete

Example 4.61.

.katrinas.

Katrina

Example 4.62.

.kat,r,in.

Catherine

(Note that syllabic *r* is skipped in determining the stressed syllable, so [Example 4.62](#) is stressed on the *ka*.)

Example 4.63.

.katis.

Cathy

Example 4.64.

.keit.

Kate

Cmevla may have almost any form, but always end in a consonant, are preceded by a pause, and are followed by a pause. They are penultimately stressed, unless

unusual stress is marked with capitalization. A cmevla may have multiple parts, each ending with a consonant, starting and ending with a pause, or the parts may be combined into a single word with no pause in between. For example,

Example 4.65.

.djan. .braun.

and

Example 4.66.

.djanbraun.

are both valid Lojbanizations of “ John Brown ” .

The final arbiter of the correct form of a name is the person doing the naming, although most cultures grant people the right to determine how they want their own name to be spelled and pronounced. The English name “ Mary ” can thus be Lojbanized as *.meris.* , *.maris.* , *.meiris.* , *.merix.* , or even *.marys.* . The last alternative is not pronounced much like its English equivalent, but may be desirable to someone who values spelling over pronunciation. The final consonant need not be an *s* ; there must, however, be some Lojban consonant at the end.

Lojban cmevla are identifiable as word forms by the following characteristics:

1. They must end in one or more consonants. There are no rules about how many consonants may appear in a cluster in cmevla, provided that each consonant pair (whether standing by itself, or as part of a larger cluster) is a permissible pair.
2. They may contain the letter *y* as a normal, non-hyphenating vowel. They are the only kind of Lojban word that may contain the two diphthongs *iy* and *uy* .
3. They are always surrounded in speech by pauses, one right before the first consonant, and the other one right after the final consonant, both being written as . .
4. They may be stressed on any syllable; if this syllable is not the penultimate one, it must be capitalized when writing. Neither names nor words that begin sentences are capitalized in Lojban, so this is the only use of capital

letters.

cmevla meeting these criteria may be invented, Lojbanized from names in other languages, or formed by appending a consonant onto a cmavo, a gismu, a fu'ivla or a lujvo. Some cmevla built from Lojban words are:

Example 4.67.

.pav.

the One

from the cmavo [pa](#), with rafsi *pav*, meaning “one”

Example 4.68.

.sol.

the Sun

from the gismu [solri](#), meaning “solar”, or actually “pertaining to the Sun”

Example 4.69.

.ralj.

Chief (as a title)

from the gismu [ralju](#), meaning “principal”.

Example 4.70.

.nol.

Lord/Lady

from the gismu [nobli](#), with rafsi *nol*, meaning “noble”.

To Lojbanize a name from the various natural languages, apply the following rules:

1. Eliminate double consonants and silent letters.
2. Add a final *s* or *n* (or some other consonant that sounds good) if the name ends in a vowel.
3. Convert all sounds to their closest Lojban equivalents.
4. If possible and acceptable, shift the stress to the penultimate (next-to-the-last) syllable. Use commas and capitalization in written Lojban when it is necessary to preserve non-standard syllabication or stress. Do not capitalize names otherwise.
5. If the name contains an impermissible consonant pair, insert a vowel between the consonants: *y* is recommended.

There are some additional rules for Lojbanizing the scientific names (technically known as “ Linnaean binomials ” after their inventor) which are internationally applied to each species of animal or plant. Where precision is essential, these names need not be Lojbanized, but can be directly inserted into Lojban text using the cmavo *la'o*, explained in [Section 19.10](#). Using this cmavo makes the already lengthy Latinized names at least four syllables longer, however, and leaves the pronunciation in doubt. The following suggestions, though incomplete, will assist in converting Linnaean binomials to valid Lojban names. They can also help to create fu'ivla based on Linnaean binomials or other words of the international scientific vocabulary. The term “ back vowel ” in the following list refers to any of the letters *a* , *o* , or *u* ; the term “ front vowel ” correspondingly refers to any of the letters *e* , *i* , or *y* .

1. Change double consonants other than *cc* to single consonants.
2. Change *cc* before a front vowel to *kc* , but otherwise to *k* .
3. Change *c* before a back vowel and final *c* to *k* .
4. Change *ng* before a consonant (other than *h*) and final *ng* to *n* .
5. Change *x* to *z* initially, but otherwise to *ks* .
6. Change *pn* to *n* initially.
7. Change final *ie* and *ii* to *i* .
8. Make the following idiosyncratic substitutions:

aa a
 ae e
 ch k
 ee i
 eigh ei
 ew u
 igh ai
 oo u
 ou u
 ow au
 ph f
 q k
 sc sk
 w u
 y i

However, the diphthong substitutions should not be done if the two vowels are in two different syllables.

9. Change " h " between two vowels to ' , but otherwise remove it completely. If preservation of the " h " seems essential, change it to x instead.
10. Place ' between any remaining vowel pairs that do not form Lojban diphthongs.

Some further examples of Lojbanized names are:

English " Mary " .*meris.* or .*meiris.*
 English " Smith " .*smit.*
 English " Jones " .*djonz.*
 English " John " .*djan.* or .*jan.* (American) or .*djon.* or .*jon.* (British)
 English " Alice " .*alis.*
 English " Elise " .*eLIS.*
 English " Johnson " .*djansn.*
 English " William " .*uiliam.* or .*uil,iam.*
 English " Brown " .*braun.*
 English " Charles " .*tcarlz.*
 French " Charles " .*carl.*
 French " De Gaulle " .*dyGOL.*

 German " Heinrich " .*xainrix.*
 Spanish " Joaquin " .*xuaKIN.*
 Russian " Svetlana " .*sfietlanys.*

	”	
	“	
Russian	Khrushchev	<i>.xrucTCOF.</i>
	”	
Hindi	“ Krishna ”	<i>.kricnas.</i>
Polish	“ Lech Walesa ”	<i>.lex. .va,uensas.</i>
Spanish	“ Don Quixote ”	<i>.don. .kicotes.</i> or modern Spanish: <i>.don. .kixotes.</i> or Mexican dialect: <i>.don. .ki'otes.</i>
Chinese	“ Mao Zedong ”	<i>.maudzydyn.</i>
Japanese	“ Fujiko ”	<i>.fudjikos. or .fujikos.</i>

4.9. Rules for inserting pauses

Summarized in one place, here are the rules for inserting pauses between Lojban words:

1. Any two words may have a pause between them; it is always illegal to pause in the middle of a word, because that breaks up the word into two words.
2. Every word ending in a consonant must be surrounded by pauses. Necessarily, all such words are *cmevla*.
3. Every word beginning with a vowel must be preceded by a pause. Such words are either *cmavo*, *fu'ivla*, or *cmevla*; all *gismu* and *lujvo* begin with consonants.
4. Every *cmevla* must be surrounded by pauses.
5. If the last syllable of a word bears the stress, and a *brivla* follows, the two must be separated by a pause, to prevent confusion with the primary stress of the *brivla*. In this case, the first word must be either a *cmavo* or a *cmevla* with unusual stress (which already ends with a pause, of course).
6. A *cmavo* of the form “ Cy ” must be followed by a pause unless another “ Cy ” -form *cmavo* follows.
7. When non-Lojban text is embedded in Lojban, it must be preceded and followed by pauses. (How to embed non-Lojban text is explained in [Section 19.10.](#))

4.10. Considerations for making lujvo

Given a tanru which expresses an idea to be used frequently, it can be turned into a lujvo by following the lujvo-making algorithm which is given in [Section 4.11](#).

In building a lujvo, the first step is to replace each gismu with a rafsi that uniquely represents that gismu. These rafsi are then attached together by fixed rules that allow the resulting compound to be recognized as a single word and to be analyzed in only one way.

There are three other complications; only one is serious.

The first is that there is usually more than one rafsi that can be used for each gismu. The one to be used is simply whichever one sounds or looks best to the speaker or writer. There are usually many valid combinations of possible rafsi. They all are equally valid, and all of them mean exactly the same thing. (The scoring algorithm given in [Section 4.12](#) is used to choose the standard form of the lujvo - the version which would be entered into a dictionary.)

The second complication is the serious one. Remember that a tanru is ambiguous - it has several possible meanings. A lujvo, or at least one that would be put into the dictionary, has just a single meaning. Like a gismu, a lujvo is a predicate which encompasses one area of the semantic universe, with one set of places. Hopefully the meaning chosen is the most useful of the possible semantic spaces. A possible source of linguistic drift in Lojban is that as Lojbanic society evolves, the concept that seems the most useful one may change.

You must also be aware of the possibility of some prior meaning of a new lujvo, especially if you are writing for posterity. If a lujvo is invented which involves the same tanru as one that is in the dictionary, and is assigned a different meaning (or even just a different place structure), linguistic drift results. This isn't necessarily bad. Every natural language does it. But in communication, when you use a meaning different from the dictionary definition, someone else may use the dictionary and therefore misunderstand you. You can use the cmavo [za'e](#) (explained in [Section 19.11](#)) before a newly coined lujvo to indicate that it may have a non-dictionary meaning.

The essential nature of human communication is that if the listener understands, then all is well. Let this be the ultimate guideline for choosing meanings and place structures for invented lujvo.

The third complication is also simple, but tends to scare new Lojbanists with its implications. It is based on Zipf's Law, which says that the length of words is inversely proportional to their usage. The shortest words are those which are used more; the longest ones are used less. Conversely, commonly used concepts will tend to be abbreviated. In English, we have abbreviations and acronyms and jargon, all of which represent complex ideas that are used often by small

groups of people, so they shortened them to convey more information more rapidly.

Therefore, given a complicated tanru with grouping markers, abstraction markers, and other cmavo in it to make it syntactically unambiguous, the psychological basis of Zipf's Law may compel the lujvo-maker to drop some of the cmavo to make a shorter (technically incorrect) tanru, and then use that tanru to make the lujvo.

This doesn't lead to ambiguity, as it might seem to. A given lujvo still has exactly one meaning and place structure. It is just that more than one tanru is competing for the same lujvo. But more than one meaning for the tanru was already competing for the "right" to define the meaning of the lujvo. Someone has to use judgment in deciding which one meaning is to be chosen over the others.

If the lujvo made by a shorter form of tanru is in use, or is likely to be useful for another meaning, the decider then retains one or more of the cmavo, preferably ones that set this meaning apart from the shorter form meaning that is used or anticipated. As a rule, therefore, the shorter lujvo will be used for a more general concept, possibly even instead of a more frequent word. If both words are needed, the simpler one should be shorter. It is easier to add a cmavo to clarify the meaning of the more complex term than it is to find a good alternate tanru for the simpler term.

And of course, we have to consider the listener. On hearing an unknown word, the listener will decompose it and get a tanru that makes no sense or the wrong sense for the context. If the listener realizes that the grouping operators may have been dropped out, he or she may try alternate groupings, or try inserting an abstraction operator if that seems plausible. (The grouping of tanru is explained in [Chapter 5](#); abstraction is explained in [Chapter 11](#).) Plausibility is the key to learning new ideas and to evaluating unfamiliar lujvo.

4.11. The lujvo-making algorithm

The following is the current algorithm for generating Lojban lujvo given a known tanru and a complete list of gismu and their assigned rafsi. The algorithm was designed by Bob LeChevalier and Dr. James Cooke Brown for computer program implementation. It was modified in 1989 with the assistance of Nora LeChevalier, who detected a flaw in the original "tosmabru test".

Given a tanru that is to be made into a lujvo:

1. Choose a 3-letter or 4-letter rafsi for each of the gismu and cmavo in the tanru except the last.
2. Choose a 3-letter (CVV-form or CCV-form) or 5-letter rafsi for the final gismu in the tanru.

3. Join the resulting string of rafsi, initially without hyphens.
4. Add hyphen letters where necessary. It is illegal to add a hyphen at a place that is not required by this algorithm. Right-to-left tests are recommended, for reasons discussed below.
 - a. If there are more than two words in the tanru, put an r-hyphen (or an n-hyphen) after the first rafsi if it is CVV-form. If there are exactly two words, then put an r-hyphen (or an n-hyphen) between the two rafsi if the first rafsi is CVV-form, unless the second rafsi is CCV-form (for example, *saicli* requires no hyphen). Use an r-hyphen unless the letter after the hyphen is *r*, in which case use an n-hyphen. Never use an n-hyphen unless it is required.
 - b. Put a y-hyphen between the consonants of any impermissible consonant pair. This will always appear between rafsi.
 - c. Put a y-hyphen after any 4-letter rafsi form.
5. Test all forms with one or more initial CVC-form rafsi - with the pattern "CVC ... CVC + X" - for "tosmabru failure". X must either be a CVCCV long rafsi that happens to have a permissible initial pair as the consonant cluster, or is something which has caused a y-hyphen to be installed between the previous CVC and itself by one of the above rules.

The test is as follows:

- a. Examine all the C/C consonant pairs up to the first y-hyphen, or up to the end of the word in case there are no y-hyphens.

These consonant pairs are called "joints".

- b. If all of those joints are permissible initials, then the trial word will break up into a cmavo and a shorter brivla. If not, the word will not break up, and no further hyphens are needed.
- c. Install a y-hyphen at the first such joint.

Note that the "tosmabru test" implies that the algorithm will be more efficient if rafsi junctures are tested for required hyphens from right to left, instead of from left to right; when the test is required, it cannot be completed until hyphenation to the right has been determined.

4.12. The *lujvo* scoring algorithm

This algorithm was devised by Bob and Nora LeChevalier in 1989. It is not the only possible algorithm, but it usually gives a choice that people find preferable.

The algorithm may be changed in the future. The lowest-scoring variant will usually be the dictionary form of the lujvo. (In previous versions, it was the highest-scoring variant.)

1. Count the total number of letters, including hyphens and apostrophes; call it L .
2. Count the number of apostrophes; call it A .
3. Count the number of *y-* , *r-* , and *n-*hyphens; call it H .
4. For each rafsi, find the value in the following table. Sum this value over all rafsi; call it R :

CVC/CV (final)	(<i>-sarji</i>)	1
CVC/C	(<i>-sarj-</i>)	2
CCVCV (final)	(<i>-zbasu</i>)	3
CCVC	(<i>-zbas-</i>)	4
CVC	(<i>-nun-</i>)	5
CVV with an apostrophe	(<i>-ta'u-</i>)	6
CCV	(<i>-zba-</i>)	7
CVV with no apostrophe	(<i>-sai-</i>)	8

5. Count the number of vowels, not including *y* ; call it V .

The score is then:

$$(1000 * L) - (500 * A) + (100 * H) - (10 * R) - V$$

In case of ties, there is no preference. This should be rare. Note that the algorithm essentially encodes a hierarchy of priorities: short words are preferred (counting apostrophes as half a letter), then words with fewer hyphens, words with more pleasing rafsi (this judgment is subjective), and finally words with more vowels are chosen. Each decision principle is applied in turn if the ones before it have failed to choose; it is possible that a lower-ranked principle might dominate a higher-ranked one if it is ten times better than the alternative.

Here are some lujvo with their scores (not necessarily the lowest scoring forms for these lujvo, nor even necessarily sensible lujvo):

Example 4.71.

zbasai

zba + sai

$$(1000 * 6) - (500 * 0) + (100 * 0) - (10 * 15) - 3 = 5847$$

Example 4.72.

nunynau

nun + y + nau

$$(1000 * 7) - (500 * 0) + (100 * 1) - (10 * 13) - 3 = 6967$$

Example 4.73.

sairzbata'u

sai + r + zba + ta'u

$$(1000 * 11) - (500 * 1) + (100 * 1) - (10 * 21) - 5 = 10385$$

Example 4.74.

zbazbasysarji

zba + zbas + y + sarji

$$(1000 * 13) - (500 * 0) + (100 * 1) - (10 * 12) - 4 = 12976$$

4.13. lujvo-making examples

This section contains examples of making and scoring lujvo. First, we will start with the tanru *gerku zdani* (" dog house ") and construct a lujvo meaning " doghouse " , that is, a house where a dog lives. We will use a brute-force application of the algorithm in [Section 4.12](#), using every possible rafsi.

The rafsi for *gerku* are:

-ger- , -ge'u- , -gerk- , -gerku

The rafsi for *zdani* are:

-zda- , -zdan- , -zdani .

Step 1 of the algorithm directs us to use *-ger- , -ge'u-* and *-gerk-* as possible rafsi for *gerku*; Step 2 directs us to use *-zda-* and *-zdani* as possible rafsi for *zdani*. The six possible forms of the lujvo are then:

ger -zda

ger -zdani

ge'u -zda

ge'u -zdani

gerk -zda

gerk -zdani

We must then insert appropriate hyphens in each case. The first two forms need no hyphenation: *ge* cannot fall off the front, because the following word would begin with *rz*, which is not a permissible initial consonant pair. So the lujvo forms are *gerzda* and *gerzdani*.

The third form, *ge'u -zda*, needs no hyphen, because even though the first rafsi is CVV, the second one is CCV, so there is a consonant cluster in the first five letters. So *ge'uzda* is this form of the lujvo.

The fourth form, *ge'u-zdani*, however, requires an r-hyphen; otherwise, the *ge'u-* part would fall off as a cmavo. So this form of the lujvo is *ge'urzdani*.

The last two forms require y-hyphens, as all 4-letter rafsi do, and so are *gerkyzda* and *gerkyzdani* respectively.

The scoring algorithm is heavily weighted in favor of short lujvo, so we might expect that *gerzda* would win. Its L score is 6, its A score is 0, its H score is 0, its R score is 12, and its V score is 3, for a final score of 5878. The other forms have scores of 7917, 6367, 9506, 8008, and 10047 respectively. Consequently, this lujvo would probably appear in the dictionary in the form *gerzda*.

For the next example, we will use the tanru *bloti klesi* (" boat class ") presumably referring to the category (rowboat, motorboat, cruise liner) into which a boat falls. We will omit the long rafsi from the process, since lujvo containing long rafsi are almost never preferred by the scoring algorithm when there are short rafsi available.

The rafsi for *bloti* are *-lot-*, *-blo-*, and *-lo'i-*; for *klesi* they are *-kle-* and *-lei-*. Both these gismu are among the handful which have both CVV-form and CCV-form rafsi, so there is an unusual number of possibilities available for a two-part tanru:

lotkle *blokle* *lo'ikle*
lotlei [*blolei*](#) *lo'irlei*

Only *lo'irlei* requires hyphenation (to avoid confusion with the cmavo sequence *lo'i lei*). All six forms are valid versions of the *lujvo*, as are the six further forms using long rafsi; however, the scoring algorithm produces the following results:

lotkle 5878
blokle 5858
lo'ikle 6367
lotlei 5867
[*blolei*](#) 5847
lo'irlei 7456

So the form [*blolei*](#) is preferred, but only by a tiny margin over *blokle*; "lotlei" and "lotkle" are only slightly worse; *lo'ikle* suffers because of its apostrophe, and *lo'irlei* because of having both apostrophe and hyphen.

Our third example will result in forming both a *lujvo* and a *cmevla* from the *tanru* *logji bangu girzu*, or "logical-language group" in English. ("The Logical Language Group" is the name of the publisher of this book and the organization for the promotion of Lojban.)

The available rafsi are *-loj-* and *-logj-*; *-ban-*, *-bau-*, and *-bang-*; and *-gri-* and *-girzu*, and (for *cmevla* purposes only) *-gir-* and *-girz-*. The resulting 12 *lujvo* possibilities are:

loj -ban -gri *loj -bau -gri* *loj -bang -gri*
logj -ban -gri *logj -bau -gri* *logj -bang -gri*
loj -ban -girzu *loj -bau -girzu* *loj -bang -girzu*
logj -ban -girzu *logj -bau -girzu* *logj -bang -girzu*

and the 12 *cmevla* possibilities are:

loj -ban -gir *loj -bau -gir* *loj -bang -gir*
logj -ban -gir *logj -bau -gir* *logj -bang -gir*
loj -ban -girz *loj -bau -girz* *loj -bang -girz*
logj -ban -girz *logj -bau -girz* *logj -bang -girz*

After hyphenation, we have:

lojbangri *lojbaugri* *lojbangygri*
logjybangri *logjybaugri* *logjybangygri*
lojbangirzu *lojbaugirzu* *lojbangygirzu*
logjybangirzu *logjybaugirzu* *logjybangygirzu*

<i>lojbangir</i>	<i>lojbaugir</i>	<i>lojbangygir</i>
<i>logjybangir</i>	<i>logjybaugir</i>	<i>logjybangygir</i>
<i>lojbangirz</i>	<i>lojbaugirz</i>	<i>lojbangygirz</i>
<i>logjybangirz</i>	<i>logjybaugirz</i>	<i>logjybangygirz</i>

The only fully reduced lujvo forms are *lojbangri* and [*lojbaugri*](#), of which the latter has a slightly lower score: 8827 versus 8796, respectively. However, for the name of the organization, we chose to make sure the name of the language was embedded in it, and to use the clearer long-form rafsi for [*girzu*](#), producing *.lojbangirz*.

Finally, here is a four-part lujvo with a cmavo in it, based on the tanru *nakni ke cinse ctuca* or “ male (sexual teacher) ”. The [*ke*](#) cmavo ensures the interpretation “ teacher of sexuality who is male ”, rather than “ teacher of male sexuality ”. Here are the possible forms of the lujvo, both before and after hyphenation:

<i>nak -kem -cin -ctu</i>	<i>nakykemcinctu</i>
<i>nak -kem -cin -ctuca</i>	<i>nakykemcinctuca</i>
<i>nak -kem -cins -ctu</i>	<i>nakykemcinsyctu</i>
<i>nak -kem -cins -ctuca</i>	<i>nakykemcinsyctuca</i>
<i>nakn -kem -cin -ctu</i>	<i>naknykemcinctu</i>
<i>nakn -kem -cin -ctuca</i>	<i>naknykemcinctuca</i>
<i>nakn -kem -cins -ctu</i>	<i>naknykemcinsyctu</i>
<i>nakn -kem -cins -ctuca</i>	<i>naknykemcinsyctuca</i>

Of these forms, [*nakykemcinctu*](#) is the shortest and is preferred by the scoring algorithm. On the whole, however, it might be better to just make a lujvo for *cinse ctuca* (which would be *cinctu*) since the sex of the teacher is rarely important. If there was a reason to specify “ male ”, then the simpler tanru *nakni cinctu* (“ male sexual-teacher ”) would be appropriate. This tanru is actually shorter than the four-part lujvo, since the [*ke*](#) required for grouping need not be expressed.

4.14. The gismu creation algorithm

The gismu were created through the following process:

1. At least one word was found in each of the six source languages (Chinese, English, Hindi, Spanish, Russian, Arabic) corresponding to the proposed gismu. This word was rendered into Lojban phonetics rather liberally: consonant clusters consisting of a stop and the corresponding fricative were simplified to just the fricative (*tc* became *c*, *dj* became *j*) and non-Lojban vowels were mapped onto Lojban ones. Furthermore, morphological endings were dropped. The same mapping rules were applied to all six languages for the sake of consistency.

2. All possible gismu forms were matched against the six source-language forms. The matches were scored as follows:
 - a. If three or more letters were the same in the proposed gismu and the source-language word, and appeared in the same order, the score was equal to the number of letters that were the same. Intervening letters, if any, did not matter.
 - b. If exactly two letters were the same in the proposed gismu and the source-language word, and either the two letters were consecutive in both words, or were separated by a single letter in both words, the score was 2. Letters in reversed order got no score.
 - c. Otherwise, the score was 0.
3. The scores were divided by the length of the source-language word in its Lojbanized form, and then multiplied by a weighting value specific to each language, reflecting the proportional number of first-language and second-language speakers of the language. (Second-language speakers were reckoned at half their actual numbers.) The weights were chosen to sum to 1.00. The sum of the weighted scores was the total score for the proposed gismu form.
4. Any gismu forms that conflicted with existing gismu were removed. Obviously, being identical with an existing gismu constitutes a conflict. In addition, a proposed gismu that was identical to an existing gismu except for the final vowel was considered a conflict, since two such gismu would have identical 4-letter rafsi.

More subtly: If the proposed gismu was identical to an existing gismu except for a single consonant, and the consonant was "too similar" based on the following table, then the proposed gismu was rejected.

proposed gismu	existing gismu
<i>b</i>	<i>p , v</i>
<i>c</i>	<i>j , s</i>
<i>d</i>	<i>t</i>
<i>f</i>	<i>p , v</i>
<i>g</i>	<i>k , x</i>
<i>j</i>	<i>c , z</i>
<i>k</i>	<i>g , x</i>
<i>l</i>	<i>r</i>
<i>m</i>	<i>n</i>
<i>n</i>	<i>m</i>
<i>p</i>	<i>b , f</i>
<i>r</i>	<i>l</i>

proposed gismu	existing gismu
<i>s</i>	<i>c , z</i>
<i>t</i>	<i>d</i>
<i>v</i>	<i>b , f</i>
<i>x</i>	<i>g , k</i>
<i>z</i>	<i>j , s</i>

See [Section 4.4](#) for an example.

5. The gismu form with the highest score usually became the actual gismu. Sometimes a lower-scoring form was used to provide a better rafsi. A few gismu were changed in error as a result of transcription blunders (for example, the gismu [gismu](#) should have been *gicmu* , but it's too late to fix it now).

The language weights used to make most of the gismu were as follows:

Chinese 0.36
 English 0.21
 Hindi 0.16
 Spanish 0.11
 Russian 0.09
 Arabic 0.07

reflecting 1985 number-of-speakers data. A few gismu were made much later using updated weights:

Chinese 0.347
 Hindi 0.196
 English 0.160
 Spanish 0.123
 Russian 0.089
 Arabic 0.085

(English and Hindi switched places due to demographic changes.)

Note that the stressed vowel of the gismu was considered sufficiently distinctive that two or more gismu may differ only in this vowel; as an extreme example, [bradi](#) , [bredi](#) , [bridi](#) , and [brodi](#) (but fortunately not *brudi*) are all existing gismu.

4.15. Cultural and other non-algorithmic gismu

The following gismu were not made by the gismu creation algorithm. They are, in effect, coined words similar to fu'ivla. They are exceptions to the otherwise mandatory gismu creation algorithm where there was sufficient justification for

such exceptions. Except for the small metric prefixes and the assignable predicates beginning with *brod-* , they all end in the letter *o* , which is otherwise a rare letter in Lojban gismu.

The following gismu represent concepts that are sufficiently unique to Lojban that they were either coined from combining forms of other gismu, or else made up out of whole cloth. These gismu are thus conceptually similar to *lujvo* even though they are only five letters long; however, unlike *lujvo*, they have *rafsi* assigned to them for use in building more complex *lujvo*. Assigning gismu to these concepts helps to keep the resulting *lujvo* reasonably short.

[*broda*](#) 1st assignable predicate

[*brode*](#) 2nd assignable predicate

[*brodi*](#) 3rd assignable predicate

[*brodo*](#) 4th assignable predicate

[*brodu*](#) 5th assignable predicate

[*cmavo*](#) structure word (from *cmalu vals*)

[*lojbo*](#) Lojbanic (from *logji bangu*)

[*lujvo*](#) compound word (from *pluja vals*)

[*mekso*](#) Mathematical EXpression

It is important to understand that even though [*cmavo*](#) , [*lojbo*](#) , and [*lujvo*](#) were made up from parts of other gismu, they are now full-fledged gismu used in exactly the same way as all other gismu, both in grammar and in word formation.

The following three groups of gismu represent concepts drawn from the international language of science and mathematics. They are used for concepts that are represented in most languages by a root which is recognized internationally.

Small metric prefixes (values less than 1):

[*decti*](#) .1 deci
[*centi*](#) .01 centi
[*milti*](#) .001 milli
[*mikri*](#) 10^{-6} micro
[*nanvi*](#) 10^{-9} nano
[*picti*](#) 10^{-12} pico
[*femti*](#) 10^{-15} femto
[*xatsi*](#) 10^{-18} atto
[*zepti*](#) 10^{-21} zepto
[*gocti*](#) 10^{-24} yocto

Large metric prefixes (values greater than 1):

[*dekto*](#) 10 deka
[*xecto*](#) 100 hecto
[*kilto*](#) 1000 kilo
[*megdo*](#) 10^6 mega
[*gigdo*](#) 10^9 giga
[*terto*](#) 10^{12} tera
[*petso*](#) 10^{15} peta
[*xexso*](#) 10^{18} exa
[*zetro*](#) 10^{21} zetta
[*gotro*](#) 10^{24} yotta

Other scientific or mathematical terms:

[*delno*](#) candela

[*kelvo*](#) kelvin

[*molro*](#) mole

[*radno*](#) radian

[*sinso*](#) sine

[*stero*](#) steradian

[*tanjo*](#) tangent

[*xampo*](#) ampere

The gismu [*sinso*](#) and [*tanjo*](#) were only made non-algorithmically because they were identical (having been borrowed from a common source) in all the dictionaries that had translations. The other terms in this group are units in the international metric system; some metric units, however, were made by the ordinary process (usually because they are different in Chinese).

Finally, there are the cultural gismu, which are also borrowed, but by modifying a word from one particular language, instead of using the multi-lingual gismu creation algorithm. Cultural gismu are used for words that have local importance to a particular culture; other cultures or languages may have no word for the concept at all, or may borrow the word from its home culture, just as Lojban does. In such a case, the gismu algorithm, which uses weighted averages, doesn't accurately represent the frequency of usage of the individual concept. Cultural gismu are not even required to be based on the six major languages.

The six Lojban source languages:

[*jungo*](#) Chinese (from “ Zhōngguó ”)

[*glico*](#) English

[*xindo*](#) Hindi

[*spano*](#) Spanish

[*rusko*](#) Russian

[*xrabo*](#) Arabic

Seven other widely spoken languages that were on the list of candidates for gismu-making, but weren't used:

[*bengo*](#) Bengali

[*porto*](#) Portuguese

[*baxso*](#) Bahasa Melayu/Bahasa Indonesia

[*ponjo*](#) Japanese (from " Nippon ")

[*dotco*](#) German (from „ Deutsch “)

[*fraso*](#) French (from « Français »)

[*xurdo*](#) Urdu

(Urdu and Hindi began as the same language with different writing systems, but have now become somewhat different, principally in borrowed vocabulary. Urdu-speakers were counted along with Hindi-speakers when weights were assigned for gismu-making purposes.)

Countries with a large number of speakers of any of the above languages (where the meaning of " large " is dependent on the specific language):

English:

[*merko*](#) American

[*brito*](#) British

[*skoto*](#) Scottish

[*sralo*](#) Australian

[*kadno*](#) Canadian

Spanish:

[*gento*](#) Argentinian

[mexno](#) Mexican

Russian:

[softo](#) Soviet/USSR

[vukro](#) Ukrainian

Arabic:

[filso](#) Palestinian

[jerxo](#) Algerian

[jordo](#) Jordanian

[libjo](#) Libyan

[lubno](#) Lebanese

[misro](#) Egyptian

[morko](#) Moroccan

[rakso](#) Iraqi

[sadjo](#) Saudi

[sirxo](#) Syrian

Bahasa Melayu/Bahasa Indonesia:

[bindo](#) Indonesian

[meljo](#) Malaysian

Portuguese:

[brazo](#) Brazilian

Urdu:

[kisto](#) Pakistani

The continents (and oceanic regions) of the Earth:

[bemro](#) North American (from *berti merko*)

[dzipo](#) Antarctic (from *cadzu cipni*)

[ketco](#) South American (from " Quechua ")

[friko](#) African

[polno](#) Polynesian/Oceanic

[ropno](#) European

[xazdo](#) Asiatic

A few smaller but historically important cultures:

[latmo](#) Latin/Roman

[srito](#) Sanskrit

[xebro](#) Hebrew/Israeli/Jewish

[xelso](#) Greek (from « Hellas »)

Major world religions:

[budjo](#) Buddhist

[dadjo](#) Taoist

[muslo](#) Islamic/Moslem

[xriso](#) Christian

A few terms that cover multiple groups of the above:

[jegvo](#) Jehovist (Judeo-Christian-Moslem)

[semto](#) Semitic

[slovo](#) Slavic

[xispo](#) Hispanic (New World Spanish)

4.16. rafsi fu'ivla: a proposal

The list of cultures represented by gismu, given in [Section 4.15](#), is unavoidably controversial. Much time has been spent debating whether this or that culture “deserves a gismu” or “must languish in fu'ivla space”. To help defuse this argument, a last-minute proposal was made when this book was already substantially complete. I have added it here with experimental status: it is not yet a standard part of Lojban, since all its implications have not been tested in open debate, and it affects a part of the language (lujvo-making) that has long been stable, but is known to be fragile in the face of small changes. (Many attempts were made to add general mechanisms for making lujvo that contained fu'ivla, but all failed on obvious or obscure counterexamples; finally the general [zei](#) mechanism was devised instead.)

The first part of the proposal is uncontroversial and involves no change to the language mechanisms. All valid Type 4 fu'ivla of the form CCVVCV would be reserved for cultural brivla analogous to those described in [Section 4.15](#). For example,

Example 4.75.

tc'i'ile

Chilean

is of the appropriate form, and passes all tests required of a Stage 4 fu'ivla. No two fu'ivla of this form would be allowed to coexist if they differed only in the final vowel; this rule was applied to gismu, but does not apply to other fu'ivla or to lujvo.

The second, and fully experimental, part of the proposal is to allow rafsi to be formed from these cultural fu'ivla by removing the final vowel and treating the result as a 4-letter rafsi (although it would contain five letters, not four). These rafsi could then be used on a par with all other rafsi in forming lujvo. The tanru

Example 4.76.

tci'ile ke canretutra
Chileantype-of-(sand territory)

Chilean desert

could be represented by the lujvo

Example 4.77.

tci'ilykemcantutra

which is an illegal word in standard Lojban, but a valid lujvo under this proposal. There would be no short rafsi or 5-letter rafsi assigned to any fu'ivla, so no fu'ivla could appear as the last element of a lujvo.

The cultural fu'ivla introduced under this proposal are called *rafsi fu'ivla*, since they are distinguished from other Type 4 fu'ivla by the property of having rafsi. If this proposal is workable and introduces no problems into Lojban morphology, it might become standard for all Type 4 fu'ivla, including those made for plants, animals, foodstuffs, and other things.

Chapter 5. “ Pretty little girls' school ” : the structure of Lojban selbri

The picture for chapter 5

5.1. Lojban content words: brivla

At the center, logically and often physically, of every Lojban bridi is one or more words which constitute the selbri. A bridi expresses a relationship between things: the selbri specifies which relationship is referred to. The difference between:

Example 5.1.

do mamta mi
You are-a-mother-of me

You are my mother

and

Example 5.2.

do patfu mi
You are-a-father-of me.

You are my father.

lies in the different selbri.

The simplest kind of selbri is a single Lojban content word: a brivla. There are three different varieties of brivla: those which are built into the language (the gismu), those which are derived from combinations of the gismu (the lujvo), and those which are taken (usually in a modified form) from other languages (the fu'ivla). In addition, there are a few cmavo that can act like brivla; these are mentioned in [Section 5.9](#), and discussed in full in [Chapter 7](#).

For the purposes of this chapter, however, all brivla are alike. For example,

Example 5.3.

ta bloti
That is-a-boat.

That is a boat.

Example 5.4.

ta brablo
That is-a-large-boat.

That is a ship.

Example 5.5.

ta blotrskunri
That-is-a-(boat)-schooner.

That is a schooner.

illustrate the three types of brivla (gismu, lujvo, and fu'ivla respectively), but in each case the selbri is composed of a single word whose meaning can be learned independent of its origins.

The remainder of this chapter will mostly use gismu as example brivla, because they are short. However, it is important to keep in mind that wherever a gismu appears, it could be replaced by any other kind of brivla.

5.2. Simple tanru

Beyond the single brivla, a selbri may consist of two brivla placed together. When a selbri is built in this way from more than one brivla, it is called a tanru, a word with no single English equivalent. The nearest analogue to tanru in English are combinations of two nouns such as “ lemon tree ” . There is no way to tell just by looking at the phrase “ lemon tree ” exactly what it refers to, even if you know the meanings of “ lemon ” and “ tree ” by themselves. As English-speakers, we must simply know that it refers to “ a tree which bears lemons as fruits ” . A person who didn't know English very well might think of it as analogous to “ brown tree ” and wonder, “ What kind of tree is lemon-colored? ”

In Lojban, tanru are also used for the same purposes as English adjective-noun combinations like “ big boy ” and adverb-verb combinations like “ quickly run ” . This is a consequence of Lojban not having any such categories as “ noun ” , “ verb ” , “ adjective ” or “ adverb ” . English words belonging to any of these categories are translated by simple brivla in Lojban. Here are some examples of tanru:

Example 5.6.

tu pelnimre tricu
That-yonder-is-a-lemon tree.

That is a lemon tree.

Example 5.7.

la .djan.barda nanla

That-namedJohn is-a-big boy.

John is a big boy.

Example 5.8.

misutra bajra

I quickrun

I quickly run./I run quickly.

Note that [pelnimre](#) is a *lujvo* for “lemon” ; it is derived from the *gismu* [pelxu](#) yellow, and [nimre](#) citrus. Note also that [sutra](#) can mean “fast/quick” or “quickly” depending on its use:

Example 5.9.

misutra

I am-fast/quick

shows [sutra](#) used to translate an adjective, whereas in [Example 5.8](#) it is translating an adverb. (Another correct translation of [Example 5.8](#) however, would be “I am a quick runner”.)

There are special Lojban terms for the two components of a *tanru*, derived from the place structure of the word [tanru](#). The first component is called the [seltau](#) and the second component is called the [tertau](#).

The most important rule for use in interpreting *tanru* is that the *tertau* carries the primary meaning. A *pelnimre tricu* is primarily a tree, and only secondarily is it connected with lemons in some way. For this reason, an alternative translation of [Example 5.6](#) would be:

Example 5.10.

That is a lemon type of tree.

This “type of” relationship between the components of a *tanru* is fundamental to the *tanru* concept.

We may also say that the seltau modifies the meaning of the tertau:

Example 5.11.

That is a tree which is lemon-ish (in the way appropriate to trees)

would be another possible translation of [Example 5.6](#). In the same way, a more explicit translation of [Example 5.7](#) might be:

Example 5.12.

John is a boy who is big in the way that boys are big.

This “ way that boys are big ” would be quite different from the way in which elephants are big; big-for-a-boy is small-for-an-elephant.



All tanru are ambiguous semantically. Possible translations of:

Example 5.13.

ta klama jubme
That is a-goer type-of-table.

include:

- That is a table which goes (a wheeled table, perhaps).
- That is a table owned by one who goes.
- That is a table used by those who go (a sports doctor's table?).
- That is a table when it goes (otherwise it is a chair?).

In each case the object referred to is a “ goer type of table ”   but the ambiguous “ type of ” relationship can mean one of many things. A speaker who uses tanru (and pragmatically all speakers must) takes the risk of being misunderstood. Using tanru is convenient because they are short and expressive; the circumlocution required to squeeze out all ambiguity can require too much effort.

No general theory covering the meaning of all possible tanru exists; probably no such theory can exist. However, some regularities obviously do exist:

Example 5.14.

do barda prenu
You are-a-large person.

Example 5.15.

do cmalu prenu
You are-a-small person.

are parallel tanru, in the sense that the relationship between *barda* and *prenu* is the same as that between *cmalu* and *prenu*. [Section 5.14](#) and [Section 5.15](#) contain a partial listing of some types of tanru, with examples.

5.3. Three-part tanru grouping with *bo*

The following cmavo is discussed in this section:

boBO closest scope grouping

Consider the English sentence:

Example 5.16.

That's a little girls' school.


What does it mean? Two possible readings are:

Example 5.17.

That's a little school for girls.

Example 5.18.

That's a school for little girls.

This ambiguity is quite different from the simple tanru ambiguity described in [Section 5.2](#). We understand that “ girls' school ” means “ a school where girls are the students ”  and not “ a school where girls are the teachers ” or “ a school

which is a girl " (!). Likewise, we understand that " little girl " means " girl who is small " . This is an ambiguity of grouping. Is " girls' school " to be taken as a unit, with " little " specifying the type of girls' school? Or is " little girl " to be taken as a unit, specifying the type of school? In English speech, different tones of voice, or exaggerated speech rhythm showing the grouping, are used to make the distinction; English writing usually leaves it unrepresented.

Lojban makes no use of tones of voice for any purpose; explicit words are used to do the work. The cmavo [bo](#) (which belongs to selma'o BO) may be placed between the two brivla which are most closely associated. Therefore, a Lojban translation of [Example 5.17](#) would be:

Example 5.19.

ta cmalu nixlibockule
That is-a-small girl - school.

[Example 5.18](#) might be translated:

Example 5.20.

ta cmalu bonixlickule
That is-a-small- girl school.

The [bo](#) is represented in the literal translation by a bracketed hyphen (not to be confused with the bare hyphen used as a placeholder in other glosses) because in written English a hyphen is sometimes used for the same purpose: " a big dog-catcher " would be quite different from a " big-dog catcher " (presumably someone who catches only big dogs).

Analysis of [Example 5.19](#) and [Example 5.20](#) reveals a tanru nested within a tanru. In [Example 5.19](#), the main tanru has a seltau of [cmalu](#) and a tertau of [nixli bo ckule](#); the tertau is itself a tanru with [nixli](#) as the seltau and [ckule](#) as the tertau. In [Example 5.20](#), on the other hand, the seltau is [cmalu bo nixli](#) (itself a tanru), whereas the tertau is [ckule](#). This structure of tanru nested within tanru forms the basis for all the more complex types of selbri that will be explained below.

What about [Example 5.21](#)? What does it mean?

Example 5.21.

ta cmalu nixlickule
That is-a-small girl school.

The rules of Lojban do not leave this sentence ambiguous, as the rules of English do with [Example 5.16](#). The choice made by the language designers is to say that [Example 5.21](#) means the same as [Example 5.20](#). This is true no matter what three brivla are used: the leftmost two are always grouped together. This rule is called the “ left-grouping rule ” . Left-grouping in seemingly ambiguous structures is quite common - though not universal - in other contexts in Lojban.

Another way to express the English meaning of [Example 5.19](#) and [Example 5.20](#), using parentheses to mark grouping, is:

Example 5.22.

ta cmalu nixli bo ckule
That is a small type-of (girl type-of school).

Example 5.23.

ta cmalu bo nixli ckule
That is a (small type-of girl) type-of school.

Because “ type-of ” is implicit in the Lojban tanru form, it has no Lojban equivalent.

Note: It is perfectly legal, though pointless, to insert [bo](#) into a simple tanru:

Example 5.24.

ta klama bojubme
That is a goer- table.

is a legal Lojban bridi that means exactly the same thing as [Example 5.13](#) and is ambiguous in exactly the same ways. The cmavo [bo](#) serves only to resolve grouping ambiguity: it says nothing about the more basic ambiguity present in all tanru.

5.4. Complex tanru grouping

If one element of a tanru can be another tanru, why not both elements?

Example 5.25.

do mutce bo barda gerku bo kavbu
You are a (very type-of large) (dog type-of capturer).

You are a very large dog-catcher.

In [Example 5.25](#), the selbri is a tanru with seltau *mutce bo barda* and tertau *gerku bo kavbu*. It is worth emphasizing once again that this tanru has the same fundamental ambiguity as all other Lojban tanru: the sense in which the “ dog type-of capturer ” is said to be “ very type-of large ” is not precisely specified. Presumably it is his body which is large, but theoretically it could be one of his other properties.

We will now justify the title of this chapter by exploring the ramifications of the phrase “ pretty little girls' school ” — an expansion of the tanru used in [Section 5.3](#) to four brivla. (Although this example has been used in the Loglan Project almost since the beginning — it first appeared in Quine's book *Word and Object* (1960) — it is actually a mediocre example because of the ambiguity of English “ pretty ” — it can mean “ beautiful ” — the sense intended here, or it can mean “ very ”. Lojban *melbi* is not subject to this ambiguity: it means only “ beautiful ”.)

Here are four ways to group this phrase:

Example 5.26.

ta melbi cmalu nixli ckule
That is a-((pretty type-of little) type-of girl) type-of school.

That is a school for girls who are beautifully small.

Example 5.27.

ta melbi cmalu nixli bo ckule
That is a-(pretty type-of little) (girl type-of school).

That is a girls' school which is beautifully small.

Example 5.28.

ta melbi cmalu bo nixli ckule
That is a-(pretty type-of (little type-of girl)) type-of school.

That is a school for small girls who are beautiful.

Example 5.29.

ta melbi cmalubo nixlibo ckule
That is a pretty type-of (little type-of (girl type-of school)).

That is a small school for girls which is beautiful.

[Example 5.29](#) uses a construction which has not been seen before: *cmalu bo nixlibo ckule* with two consecutive uses of *bo* between brivla. The rule for multiple *bo* constructions is the opposite of the rule when no *bo* is present at all: the last two are grouped together. Not surprisingly, this is called the “right-grouping rule” and it is associated with every use of *bo* in the language. Therefore,

Example 5.30.

ta cmalu bo nixlibo ckule
That is a little type-of (girl type-of school).

means the same as [Example 5.19](#) not [Example 5.20](#). This rule may seem peculiar at first, but one of its consequences is that *bo* is never necessary between the first two elements of any of the complex tanru presented so far: all of [Example 5.26](#) through [Example 5.29](#) could have *bo* inserted between *melbi* and *cmalu* with no change in meaning.

5.5. Complex tanru with *ke* and *ke'e*

The following cmavo are discussed in this section:

ke KE start grouping

ke'e KEhE end grouping

There is, in fact, a fifth grouping of “pretty little girls' school” that cannot be expressed with the resources explained so far. To handle it, we must introduce the grouping parentheses cmavo, *ke* and *ke'e* (belonging to selma'o KE and KEhE

respectively). Any portion of a selbri sandwiched between these two cmavo is taken to be a single tanru component, independently of what is adjacent to it. Thus, [Example 5.26](#) can be rewritten in any of the following ways:

Example 5.31.

ta ke melbi cmaluke'e nixli ckule
That is a-(pretty little) girl school.

Example 5.32.

ta ke ke melbi cmaluke'e nixli ke'e ckule
That is a-((pretty little) girl) school.

Example 5.33.

ta ke ke ke melbi cmaluke'e nixli ke'e ckule ke'e
That is a-(((pretty little) girl) school).

Even more versions could be created simply by placing any number of *ke* cmavo at the beginning of the selbri, and a like number of *ke'e* cmavo at its end. Obviously, all of these are a waste of breath once the left-grouping rule has been grasped. However, the following is equivalent to [Example 5.28](#) and may be easier to understand:

Example 5.34.

ta melbi ke cmalu nixli ke'e ckule
That is a-(pretty type-of(little type-of girl)) type-of school.

Likewise, a *ke* and *ke'e* version of [Example 5.27](#) would be:

Example 5.35.

ta melbi cmaluke nixli ckule [ke'e]
That is a-(pretty type-of little) (girl type-of school).

The final *ke'e* is given in square brackets here to indicate that it can be elided. It is always possible to elide *ke'e* at the end of the selbri, making [Example 5.35](#) as terse as [Example 5.27](#).

Now how about that fifth grouping? It is

Example 5.36.

ta melbi ke cmalu nixli ckule [ke'e]
That is a pretty type-of (little type-of girl) type-of school).

That is a beautiful school for small girls.

[Example 5.36](#) is distinctly different in meaning from any of [Example 5.26](#) through [Example 5.29](#). Note that within the *ke... ke'e* parentheses, the left-grouping rule is applied to *cmalu nixli ckule*.

It is perfectly all right to mix *bo* and *ke... ke'e* in a single selbri. For instance, [Example 5.29](#), which in pure *ke... ke'e* form is

Example 5.37.

ta melbi ke cmalu
That is a pretty type-of (little
kenixli ckule [ke'e][ke'e]
type-of (girl type-of school)).

can equivalently be expressed as:

Example 5.38.

ta melbi ke cmalu nixli bo ckule [ke'e]
That is a pretty type-of (little type-of (girl type-of school)).

and in many other different forms as well.

5.6. Logical connection within tanru

The following cmavo are discussed in this section:

je JA tanru logical “ and ”

ja JA tanru logical “ or ”

joi JOI mixed mass “ and ”

gu'e GUhA tanru forethought logical “ and ”

gi GI forethought connection separator

Consider the English phrase “ big red dog ” . How shall this be rendered as a Lojban tanru? The naive attempt:

Example 5.39.

barda xunre gerku
(big type-of-red) type-of-dog

will not do, as it means a dog whose redness is big, in whatever way redness might be described as “ big ” . Nor is

Example 5.40.

barda xunrebo gerku
big type-of(red type-of-dog)

much better. After all, the straightforward understanding of the English phrase is that the dog is big as compared with other dogs, not merely as compared with other red dogs. In fact, the bigness and redness are independent properties of the dog, and only obscure rules of English adjective ordering prevent us from saying “ red big dog ” .

The Lojban approach to this problem is to introduce the cmavo [je](#), which is one of the many equivalents of English “ and ” . A big red dog is one that is both big and red, and we can say:

Example 5.41.

bardaje xunre gerku
(big andred) type-of-dog

Of course,

Example 5.42.

xunreje barda gerku
(red and big) type-of dog

is equally satisfactory and means the same thing. As these examples indicate, joining two brivla with *je* makes them a unit for tanru purposes. However, explicit grouping with *bo* or *ke... ke'e* associates brivla more closely than *je* does:

Example 5.43.

bardaje pelxu bo xunregerku
(big and (yellow type-of red)) dog
bardaje kepelxu xunreke'e gerku
(big and (yellow type-of red)) dog

big yellowish-red dog

With no grouping indicators, we get:

Example 5.44.

bardaje pelxu xunre gerku
((big and yellow) type-of red) type-of dog

biggish- and yellowish-red dog

which again raises the question of [Example 5.39](#) : :- what does “ biggish-red ” mean?

Unlike *bo* and *ke... ke'e*, *je* is useful as well as merely legal within simple tanru. It may be used to partly resolve the ambiguity of simple tanru:

Example 5.45.

ta blanu je zdani
that is-blue and is-a-house

definitely refers to something which is both blue and is a house, and not to any of the other possible interpretations of simple *blanu zdani*. Furthermore, *blanu zdani* refers to something which is blue in the way that houses are blue; *blanu je zdani* has no such implication – the blueness of a *blanu je zdani* is independent of

its houseness.

With the addition of [je](#), many more versions of “ pretty little girls' school ” are made possible: see [Section 5.16](#) for a complete list.

A subtle point in the semantics of tanru like [Example 5.41](#) needs special elucidation. There are at least two possible interpretations of:

Example 5.46.

ta melbi je nixli ckule
That is a-(beautiful and girl) type-of school.

It can be understood as:

Example 5.47.

That is a girls' school and a beautiful school.

or as:

Example 5.48.

That is a school for things which are both girls and beautiful.

The interpretation specified by [Example 5.47](#) treats the tanru as a sort of abbreviation for:

Example 5.49.

ta ke melbi ckule ke'eje kenixli ckule [ke'e]
That is a-(beautiful type-of school) and (girl type-of school)

whereas the interpretation specified by [Example 5.48](#) does not. This is a kind of semantic ambiguity for which Lojban does not compel a firm resolution. The way in which the school is said to be of type “ beautiful and girl ” may entail that it is separately a beautiful school and a girls' school; but the alternative interpretation, that the members of the school are beautiful and girls, is also possible. Still another interpretation is:

Example 5.50.

That is a school for beautiful things and also for girls.

so while the logical connectives help to resolve the meaning of tanru, they by no means compel a single meaning in and of themselves.

In general, logical connectives within tanru cannot undergo the formal manipulations that are possible with the related logical connectives that exist outside tanru; see [Section 14.12](#) for further details.

The logical connective *je* is only one of the fourteen logical connectives that Lojban provides. Here are a few examples of some of the others:

Example 5.51.

le bajra cujingaja tejinga

the runner(s) is/are winner(s) or loser(s).

Example 5.52.

blanunaja lenkuskapi
(blue only-ifcold) skin

skin which is blue only if it is cold

Example 5.53.

xamgujo tordu nuntavla
(good if-and-only-ifshort) speech

speech which is good if (and only if) it is short

Example 5.54.

vajni ju pluka nuntavla
(important whether-or-notpleasing) event-of-talking

speech which is important, whether or not it is pleasing

In [Example 5.51](#), *ja* is grammatically equivalent to *je* but means “ or ” (more precisely, “ and/or ”). Likewise, *naja* means “ only if ” in [Example 5.52](#), *jo* means “ if and only if ” in [Example 5.53](#), and *ju* means “ whether or not ” in [Example 5.54](#).

Now consider the following example:

Example 5.55.

ricfuje blanjungabocrino
rich and(blue or green)

which illustrates a new grammatical feature: the use of both *ja* and *bo* between tanru components. The two cmavo combine to form a compound whose meaning is that of *ja* but which groups more closely; *ja bo* is to *ja* as plain *bo* is to no cmavo at all. However, both *ja* and *ja bo* group less closely than *bo* does:

Example 5.56.

ricfuje blanjungabocrino boblanu
rich and(blue or green- blue)

rich and (blue or greenish-blue)

An alternative form of [Example 5.55](#) is:

Example 5.57.

ricfuje keblanuja crino [ke'e]
rich and(blue orgreen)

In addition to the logical connectives, there are also a variety of non-logical connectives, grammatically equivalent to the logical ones. The only one with a well-understood meaning in tanru contexts is *joi*, which is the kind of “ and ” that denotes a mixture:

Example 5.58.

ti blanu joi xunrebolci
This is-a-(blue and red) ball.

The ball described is neither solely red nor solely blue, but probably striped or in some other way exhibiting a combination of the two colors. [Example 5.58](#) is distinct from:

Example 5.59.

ti blanu xunrebolci

This is a bluish-red ball

which would be a ball whose color is some sort of purple tending toward red, since [xunre](#) is the more important of the two components. On the other hand,

Example 5.60.

ti blanu je xunrebolci
This is-a-(blue and red) ball

is probably self-contradictory, seeming to claim that the ball is independently both blue and red at the same time, although some sensible interpretation may exist.

Finally, just as English “ and ” has the variant form “ both ... and ” [je](#) between tanru components has the variant form [gu'e](#)... [gi](#) where [gu'e](#) is placed before the components and [gi](#) between them:

Example 5.61.

gu'e bardagi xunre gerku
(both big and red) type-of dog

is equivalent in meaning to [Example 5.41](#). For each logical connective related to [je](#) there is a corresponding connective related to [gu'e](#)... [gi](#) in a systematic way.

The portion of a [gu'e](#)... [gi](#) construction before the [gi](#) is a full selbri, and may use any of the selbri resources including [je](#) logical connections. After the [gi](#) logical connections are taken to be wider in scope than the [gu'e](#)... [gi](#) which has in effect the same scope as [bo](#):

Example 5.62.

gu'e bardaje xunregi gerkuja mlatu
(both(big andred) anddog) orcat

something which is either big, red, and a dog, or else a cat

leaves [mlatu](#) outside the [gu'e](#)... [gi](#) construction. The scope of the [gi](#) arm extends only to a single brivla or to two or more brivla connected with [bo](#) or [ke](#)... [ke'e](#).

5.7. Linked sumti: *be* - *bei* - *be'o*

The following cmavo are discussed in this section:

be BE linked sumti marker

bei BEI linked sumti separator

be'o BEhO linked sumti terminator

The question of the place structures of selbri has been glossed over so far. This chapter does not attempt to treat place structure issues in detail; they are discussed in [Chapter 9](#). One grammatical structure related to places belongs here, however. In simple sentences such as [Example 5.1](#), the place structure of the selbri is simply the defined place structure of the gismu [mamta](#). What about more complex selbri?

For tanru, the place structure rule is simple: the place structure of a tanru is always the place structure of its tertau. Thus, the place structure of *blanu zdani* is that of [zdani](#): the x₁ place is a house or nest, and the x₂ place is its occupants.

What about the places of [blanu](#)? Is there any way to get them into the act? In fact, [blanu](#) has only one place, and this is merged, as it were, with the x₁ place of [zdani](#). It is whatever is in the x₁ place that is being characterized as blue-for-a-house. But if we replace [blanu](#) with [xamgu](#), we get:

Example 5.63.

ti xamgu zdani
This is-a-good house.

This is a good (for someone, by some standard) house.

Since [xamgu](#) has three places (x_1 , the good thing; x_2 , the person for whom it is good; and x_3 , the standard of goodness), [Example 5.63](#) necessarily omits information about the last two: there is no room for them. Room can be made, however!

Example 5.64.

ti xamgu be do bei mi [be'o]zdani
This-is-a-good (for-you-by-standard me) house.

This is a house that is good for you by my standards.

Here, the gismu [xamgu](#) has been followed by the cmavo [be](#) (of selma'o BE), which signals that one or more sumti follows. These sumti are not part of the overall bridi place structure, but fill the places of the brivla they are attached to, starting with x_2 . If there is more than one sumti, they are separated by the cmavo [bei](#) (of selma'o BEI), and the list of sumti is terminated by the elidable terminator [be'o](#) (of selma'o BEhO).

Grammatically, a brivla with sumti linked to it in this fashion plays the same role in tanru as a simple brivla. To illustrate, here is a fully fleshed-out version of [Example 5.19](#), with all places filled in:

Example 5.65.

ti cmalu be le ka se canlu
This-is-a-small (in-dimension the-property-of[swap x_1 and x_2] volume
bei lo'e ckule be'o
by-standard the-typical school)
nixli be le nanca beli mu be'o
(girl (of the years-in-duration of the-number five)
bei lo merko be'o bockule
by-standard some American-thing) school-located-at)
la .bryklyn.
that-named Brooklyn
loi pemci
with-subject poems
le mela .nu, IORK. prenu

for-audience-the among-that-named New-York persons
le jecta
with-operator-the state.

This is a school, small in volume compared to the typical school, pertaining to five-year-old girls (by American standards), in Brooklyn, teaching poetry to the New York community and operated by the state.

Here the three places of [cmalu](#), the three of [nixli](#), and the four of [ckule](#) are fully specified. Since the places of [ckule](#) are the places of the bridi as a whole, it was not necessary to link the sumti which follow [ckule](#). It would have been legal to do so, however:

Example 5.66.

miklamabele zarci beile zdani [be'o]
I go (to-the market from-the house).

means the same as

Example 5.67.

miklamale zarci le zdani
I go to-the market from-the house.

No matter how complex a tanru gets, the last brivla always dictates the place structure: the place structure of

Example 5.68.

melbi je cmalunixlibockule
a (pretty and little) (girl school)

a school for girls which is both beautiful and small

is simply that of [ckule](#). (The sole exception to this rule is discussed in [Section 5.8](#).)

It is possible to precede linked sumti by the place structure ordering tags [fe](#), [fi](#), [fo](#), and [fu](#) (of selma'o FA, discussed further in [Section 9.3](#)), which serve to

explicitly specify the x_2 , x_3 , x_4 , and x_5 places respectively. Normally, the place following the *be* is the x_2 place and the other places follow in order. If it seems convenient to change the order, however, it can be accomplished as follows:

Example 5.69.

ti xamgu befi mi beife do [be'o]zdani
This-is-a-good(by-standard me for you) house.

which is equivalent in meaning to [Example 5.64](#). Note that the order of *be*, *bei*, and *be'o* does not change; only the inserted *fi* tells us that *mi* is the x_3 place (and correspondingly, the inserted *fe* tells us that *do* is the x_2 place). Changing the order of sumti is often done to match the order of another language, or for emphasis or rhythm.

Of course, using FA cmavo makes it easy to specify one place while omitting a previous place:

Example 5.70.

ti xamgu befi mi [be'o]zdani
This-is-a-good(by-standard me) house.

This is a good house by my standards.

Similarly, sumti labeled by modal or tense tags can be inserted into strings of linked sumti just as they can into bridi:

Example 5.71.

ta blanu bega'a mi [be'o]zdani
That-is-a-blue(to-observer me) house.

That is a blue, as I see it, house.

The meaning of [Example 5.71](#) is slightly different from:

Example 5.72.

ta blanu zdani ga'a mi
That-is-a-blue house to-observer me.

That is a blue house, as I see it.

See discussions in [Chapter 9](#) of modals and in [Chapter 10](#) of tenses for more explanations.

The terminator [be'o](#) is almost always elidable: however, if the selbri belongs to a description, then a relative clause following it will attach to the last linked sumti unless [be'o](#) is used, in which case it will attach to the outer description:

Example 5.73.

le xamgu be do noi barda cuzdani
The good-thing for you (who are large) is-a-house.

Example 5.74.

le xamgu be do be'o noi barda cuzdani
The (good-thing for you) (which is large) is-a-house

(Relative clauses are explained in [Chapter 8](#).)

In other cases, however, [be'o](#) cannot be elided if [ku](#) has also been elided:

Example 5.75.

le xamgu be le ctuca [ku]be'o zdani
the good (for the teacher) house

requires either [ku](#) or [be'o](#) and since there is only one occurrence of [be](#) the [be'o](#) must match it, whereas it may be confusing which occurrence of [le](#) the [ku](#) terminates (in fact the second one is correct).

5.8. Inversion of tanru: *co*

The following cmavo is discussed in this section:

co CO tanru inversion marker

The standard order of Lojban tanru, whereby the modifier precedes what it modifies, is very natural to English-speakers: we talk of “ blue houses ” , not of “ houses blue ” . In other languages, however, such matters are differently arranged, and Lojban supports this reverse order (tertau before seltau) by inserting the particle *co* . [Example 5.76](#) and [Example 5.77](#) mean exactly the same thing:

Example 5.76.

ta blanu zdani
That is a blue type-of-house.

That is a blue house.

Example 5.77.

ta zdani co blanu
That is a house of-type blue.

That is a blue house.

This change is called “ tanru inversion ” . In tanru inversion, the element before *co* (*zdani* in [Example 5.77](#)) is the tertau, and the element following *co* (*blanu*) in [Example 5.77](#)) is the seltau.

The meaning, and more specifically, the place structure, of a tanru is not affected by inversion: the place structure of *zdani co blanu* is still that of *zdani* . However, the existence of inversion in a selbri has a very special effect on any sumti which follow that selbri. Instead of being interpreted as filling places of the selbri, they actually fill the places (starting with x₂) of the seltau. In [Section 5.7](#) , we saw how to fill interior places with *be* ... *bei* ... *be'o* , and in fact [Example 5.78](#) and [Example 5.79](#) have the same meaning:

Example 5.78.

miklama bele zarci bei le zdani be'o troci
I am-a-(goer to the market from the house) type-of-trier.

I try to go to the market from the house.

Example 5.79.

mitroci co klamale zarci le zdani
I am-a-trier-of-type (goer to-the market from-the house).

I try to go to the market from the house.

[Example 5.79](#) is a less deeply nested construction, requiring fewer cmavo. As a result it is probably easier to understand.

Note that in Lojban “trying to go” is expressed using [troci](#) as the tertau. The reason is that “trying to go” is a “going type of trying” [\[.\]](#), not a “trying type of going”. The trying is more fundamental than the going – if the trying fails, we may not have a going at all.

Any sumti which precede a selbri with an inverted tanru fill the places of the selbri (i.e., the places of the tertau) in the ordinary way. In [Example 5.79](#), [mi](#) fills the x₁ place of [troci co klama](#) [\[.\]](#), which is the x₁ place of [troci](#). The other places of the selbri remain unfilled. The trailing sumti [le zarci](#) and [le zdani](#) do not occupy selbri places, despite appearances.

As a result, the regular mechanisms (involving the vo'a and the go'a-series, explained in [Section 7.6](#) and [Section 7.8](#).) for referring to individual sumti of a bridi cannot refer to any of the trailing places of [Example 5.79](#) [\[.\]](#), because they are not really “sumti of the bridi” at all.

When inverting a more complex tanru, it is possible to invert it only at the most general modifier-modified pair. The only possible inversion of [Example 5.19](#) [\[.\]](#), for instance, is:

Example 5.80.

ta nixli [bo] ckule co cmalu
That (is-a-girl type-of school) of-type little.

That's a girls' school which is small.

Note that the [bo](#) of [Example 5.19](#) is optional in [Example 5.80](#) [\[.\]](#), because [co](#) groups more loosely than any other cmavo used in tanru, including none at all. Not even [ke...](#) [ke'e](#) parentheses can encompass a [co](#):

Example 5.81.

ta cmalu kenixli ckule [ke'e]co melbi
That is a (little type of (girl type of school)) of type pretty.

That's a small school for girls which is beautiful.

In [Example 5.81](#), the *ke'e* is automatically inserted before the *co* rather than at its usual place at the end of the selbri. As a result, there is a simple and mechanical rule for removing *co* from any selbri: change " A co B " to " ke B ke'e A ". (At the same time, any sumti following the selbri must be transformed into *be... bei... be'o* form and attached following B.) Therefore,

Example 5.82.

ckule co melbi nixli
school of-type pretty girl

school for beautiful girls

means the same as:

Example 5.83.

ke melbi nixli ke'e ckule
(pretty girl) school

Multiple *co* cmavo can appear within a selbri, indicating multiple inversions: a right-grouping rule is employed, as for *bo*. The above rule can be applied to interpret such selbri, but all *co* cmavo must be removed simultaneously:

Example 5.84.

ckule co nixlico cmalu
school of-type (girl of-type little)

becomes formally

Example 5.85.

ke ke cmalu ke'e nixli ke'e ckule
((little) girl) school

which by the left-grouping rule is simply

Example 5.86.

cmalu nixlickule
little girl school

school for little girls

As stated above, the selbri places, other than the first, of

Example 5.87.

miklama co sutra
I am-a-goer of-type quick

I go quickly

cannot be filled by placing sumti after the selbri, because any sumti in that position fill the places of [sutra](#), the seltau. However, the tertau places (which means in effect the selbri places) can be filled with [be](#):

Example 5.88.

miklama bele zarci be'o co sutra
I am-a-goer(to-the store) of-type quick.

I go to the store quickly.

5.9. Other kinds of simple selbri

The following cmavo are discussed in this section:

go'i GOhA repeats the previous bridi

du GOhA equality

nu'a NUhA math operator to selbri

moi MOI changes number to ordinal selbri

mei MOI changes number to cardinal selbri

nu NU event abstraction

kei KEI terminator for NU

So far we have only discussed brivla and tanru built up from brivla as possible selbri. In fact, there are a few other constructions in Lojban which are grammatically equivalent to brivla: they can be used either directly as selbri, or as components in tanru. Some of these types of simple selbri are discussed at length in [Chapter 7](#), [Chapter 11](#), and [Chapter 18](#); but for completeness these types are mentioned here with a brief explanation and an example of their use in selbri.

The cmavo of selma'o GOhA (with one exception) serve as pro-bridi, providing a reference to the content of other bridi; none of them has a fixed meaning. The most commonly used member of GOhA is probably *go'i*, which amounts to a repetition of the previous bridi, or part of it. If I say:

Example 5.89.

la .djan.klama le zarci
That-named John goes-to the market.

you may retort:

Example 5.90.

la .djan.go'i troci
That-named John [repeat-last] are-a-trier.

John tries to.

[Example 5.90](#) is short for:

Example 5.91.

la .djan.klama bele zarci be'o troci
That-namedJohn is-a-goer(to-the market) type-oftrier.

because the whole bridi of [Example 5.89](#) has been packaged up into the single word *go'i* and inserted into [Example 5.90](#).

The exceptional member of GOhA is *du*, which represents the relation of identity. Its place structure is:

x_1 is identical with x_2, x_3, \dots

for as many places as are given. More information on selma'o GOhA is available in [Chapter 7](#).

Lojban mathematical expressions (mekso) can be incorporated into selbri in two different ways. Mathematical operators such as *su'i*, meaning "plus", can be transformed into selbri by prefixing them with *nu'a* (of selma'o NUhA). The resulting place structure is:

x_1 is the result of applying (the operator) to arguments x_2, x_3, \dots

for as many arguments as are required. (The result goes in the x_1 place because the number of following places may be indefinite.) For example:

Example 5.92.

li vonu'a su'i li reli re
The-number4 is-the-sum-ofthe-number2 and-the-number2.

A possible tanru example might be:

Example 5.93.

mijimpe tu'a loi nu'a su'i nabmi
I understand something-about the-mass-of is-the-sum-of problems.

I understand addition problems.

More usefully, it is possible to combine a cmavo of selma'o MOI to create one of various numerical selbri. Details are available in [Section 18.11](#). Here are a few tanru:

Example 5.94.

la .prim. .palvr. pamoi cusku
That-named Preem Palver is-the-1-th speaker.

Preem Palver is the first speaker.

Example 5.95.

la .an.iis.joi la .asun.
That-named Anyi massed-with that-named Asun
bruna remei
are-a-brother type-of-twosome.

Anyi and Asun are two brothers.

Finally, an important type of simple selbri which is not a brivla is the abstraction. Grammatically, abstractions are simple: a cmavo of selma'o NU, followed by a bridi, followed by the elidable terminator *kei* of selma'o KEI. Semantically, abstractions are an extremely subtle and powerful feature of Lojban whose full ramifications are documented in [Chapter 11](#). A few examples:

Example 5.96.

ti nu zdile keikumfa
This is-an-event-of amusement room.

This is an amusement room.

[Example 5.96](#) is quite distinct in meaning from:

Example 5.97.

ti zdile kumfa
This is-an-amuser room.

which suggests the meaning “ a room that amuses someone ” .

5.10. selbri based on sumti: *me*

The following cmavo are discussed in this section:

me ME changes sumti to simple selbri

me'u MEhU terminator for *me*

A sumti can be made into a simple selbri by preceding it with *me* (of selma'o ME) and following it with the elidable terminator *me'u* (of selma'o MEhU). This makes a selbri with the place structure

x 1 is one of the referents of “ [the sumti] ”

which is true of the thing, or things, that are the referents of the sumti, and not of anything else. For example, consider the sumti

Example 5.98.

le ci nolraitru
the three noblest-governors

the three kings

If these are understood to be the Three Kings of Christian tradition, who arrive every year on January 6, then we may say:

Example 5.99.

la .BALtazar. cu me le ci nolraitru
That-named Balthazar is-one-of-the-referents-of “ the three kings. ”

Balthazar is one of the three kings.

and likewise

Example 5.100.

la.kaspar.cu me le ci nolraitru

Caspar is one of the three kings.

and

Example 5.101.

la.melxi,or.cu me le ci nolraitru

Melchior is one of the three kings.

If the sumti refers to a single object, then the effect of me is much like that of du:

Example 5.102.

do du la .djan.
You are-identical-with that-named " John. "

You are John.

means the same as

Example 5.103.

do me la .djan.
You are-the-referent-of " that-named ' John ' . "

You are John.

It is common to use me selbri, especially those based on name sumti using la as seltau. For example:

Example 5.104.

ta me lai .kraislr. [me'u]karce
That(is-a-referent-of " the-mass-named ' Chrysler ' ") car.

That is a Chrysler car.

The elidable terminator *me'u* can usually be omitted. It is absolutely required only if the *me* selbri is being used in an indefinite description (a type of sumti explained in [Section 6.8](#)), and if the indefinite description is followed by a relative clause (explained in [Chapter 8](#)) or a sumti logical connective (explained in [Section 14.6](#)). Without a *me'u*, the relative clause or logical connective would appear to belong to the sumti embedded in the *me* expression. Here is a contrasting pair of sentences:

Example 5.105.

re me le ci nolraitru .e la .djan. [me'u] cu blabi

Two of the group “ the three kings and John ” are white.

Example 5.106.

re me le ci nolraitru me'u .e la .djan. cu blabi

Two of the three kings, and John, are white.

In [Example 5.105](#) the *me* selbri covers the three kings plus John, and the indefinite description picks out two of them that are said to be white: we cannot say which two. In [Example 5.106](#), though, the *me* selbri covers only the three kings: two of them are said to be white, and so is John.

Finally, here is another example requiring *me'u* :

Example 5.107.

ta me la'e le se cusku be do me'u cukta
That is a-(what-you-said) type-of book.

That is the kind of book you were talking about.

There are other sentences where either *me'u* or some other elidable terminator must be expressed:

Example 5.108.

le me le ci nolraitru [ku]me'u nunsalci
the (the three kings) type-of-event-of-celebrating

the Three Kings celebration

requires either *ku* or *me'u* to be explicit, and (as with *be'o* in [Section 5.7](#)) the *me'u* leaves no doubt which cmavo it is paired with.

5.11. Conversion of simple selbri

Conversion is the process of changing a selbri so that its places appear in a different order. This is not the same as labeling the sumti with the cmavo of FA, as mentioned in [Section 5.7](#), and then rearranging the order in which the sumti are spoken or written. Conversion transforms the selbri into a distinct, though closely related, selbri with renumbered places.

In Lojban, conversion is accomplished by placing a cmavo of selma'o SE before the selbri:

Example 5.109.

mipramido

I love you.

is equivalent in meaning to:

Example 5.110.

do se pramimi
You[swap x₁ and x₂]love me.

You are loved by me.

Conversion is fully explained in [Section 9.4](#). For the purposes of this chapter, the important point about conversion is that it applies only to the following simple selbri. When trying to convert a tanru, therefore, it is necessary to be careful! Consider [Example 5.111](#):

Example 5.111.

la .alis. cucadzu klama le zarci
 That-named Alice is-a-walkertype-of-goer-to the market.
 That-named Alice walkingly goes-to the market.

Alice walks to the market.

To convert this sentence so that *le zarci* is in the x 1 place, one correct way is:

Example 5.112.

le zarci cuse
 The market is-a-[swap x 1 /x 2]
 The market
 kecadzu klama [ke'e]la .alis.
 (walker type-of-goer-to) that-named Alice.
 is-walkingly gone-to-by that-named Alice.

The *ke... ke'e* brackets cause the entire tanru to be converted by the *se*, which would otherwise convert only *cadzu*, leading to:

Example 5.113.

le zarci cuse cadzu
 The market (is-a-[swap x 1 /x 2]walker)
 The market is-a-walking-surface
 klama la .alis.
 type-of-goer-to that-named Alice.
 type-of-goer-to that-named Alice.

whatever that might mean. An alternative approach, since the place structure of *cadzu klama* is that of *klama* alone, is to convert only the latter:

Example 5.114.

le zarci cucadzu se klama la .alis.
 The market walkingly is-gone-to-by that-named Alice.

But the tanru in [Example 5.114](#) may or may not have the same meaning as that in

[Example 5.111](#) ; in particular, because [cadzu](#) is not converted, there is a suggestion that although Alice is the goer, the market is the walker. With a different sumti as x_1 , this seemingly odd interpretation might make considerable sense:

Example 5.115.

la .djan.cu cadzu se klama la .alis
That-named John walkingly is-gone-to-by that-named Alice

suggests that Alice is going to John, who is a moving target.

There is an alternative type of conversion, using the cmavo [jai](#) of selma'o JAI optionally followed by a modal or tense construction. Grammatically, such a combination behaves exactly like conversion using SE. More details can be found in [Section 9.12](#).

5.12. Scalar negation of selbri

Negation is too large and complex a topic to explain fully in this chapter; see [Chapter 15](#). In brief, there are two main types of negation in Lojban. This section is concerned with so-called “ scalar negation ” ; which is used to state that a true relation between the sumti is something other than what the selbri specifies. Scalar negation is expressed by cmavo of selma'o NAhE:

Example 5.116.

la .alis.cu na'e ke cadzu klama [ke'e]le zarci
That-named Alice non-(walkingly goes-to) the market.

Alice doesn't walk to the market.

meaning that Alice's relationship to the market is something other than that of walking there. But if the [ke](#) were omitted, the result would be:

Example 5.117.

la .alis.cu na'e cadzu klama le zarci
That-named Alice non-walkingly goes-to the market.

Alice doesn't walk to the market.

meaning that Alice does go there in some way (*klama* is not negated), but by a means other than that of walking. [Example 5.116](#) negates both *cadzu* and *klama*, suggesting that Alice's relation to the market is something different from walkingly-going; it might be walking without going, or going without walking, or neither.

Of course, any of the simple selbri types explained in [Section 5.9](#) may be used in place of brivla in any of these examples:

Example 5.118.

la .djonz.cuna'e pamoicusku
That-namedJones is-non-1st speaker

Jones is not the first speaker.

Since only *pamoi* is negated, an appropriate inference is that he is some other kind of speaker.

Here is an assortment of more complex examples showing the interaction of scalar negation with normal *bo* grouping, *ke* and *ke'e* grouping, logical connection, and sumti linked with *be* and *bei*. Note that both *bo* and *be* bind less tightly than NAhE.

Example 5.119.

mina'e sutra bo cadzu befi le birkabe'oklamale zarci
I ((non-quickly) (walking using the arms)) go-to the market.

I go to the market, walking using my arms other than quickly.

In [Example 5.119](#), *na'e* negates only *sutra*. Contrast [Example 5.120](#):

Example 5.120.

mina'e ke sutra cadzu befi le birka[be'o]
I non-(quickly(walking using the arms)
ke'e klamale zarci
) go-to the market.

I go to the market, other than by walking quickly on my arms.

Now consider [Example 5.121](#) and [Example 5.122](#), which are equivalent in meaning, but use **normal** **bo** grouping and **ke** grouping respectively:

Example 5.121.

misutra **bo**cadzu befi le birkabe'o
I (quickly (walking using the arms)
je masno klamale zarci
and slowly) go-to the market.

I go to the market, both quickly walking using my arms and slowly.

Example 5.122.

mikesutra cadzu befi le birka[be'o]ke'e
I ((quickly(walking using the arms))
je masno klamale zarci
and slowly) go-to the market.

I go to the market, both quickly walking using my arms and slowly.

However, if we place a **na'e** at the beginning of the selbri in both [Example 5.121](#) and [Example 5.122](#), we get different results:

Example 5.123.

mina'e sutra **bo**cadzu befi le birkabe'o
I ((non-quickly) (walking using the arms)
je masno klamale zarci
and slowly) go-to the market.

I go to the market, both walking using my arms other than quickly, and also slowly.

Example 5.124.

mina'e ke sutra cadzu befi le birka [be'o]ke'e

I (non(quickly(walking using the arms))
je masno klamale zarci
and slowly) go-to the market.

I go to the market, both other than quickly walking using my arms, and also slowly.

The difference arises because the *na'e* in [Example 5.124](#) negates the whole construction from *ke* to *ke'e*, whereas in [Example 5.123](#) it negates *sutra* alone.

Beware of omitting terminators in these complex examples! If the explicit *ke'e* is left out in [Example 5.124](#), it is transformed into:

Example 5.125.

mina'e kesutra bo cadzu befi le birka be'o [ke'e]
I non-(quickly walking[using the arms])
je masno klama[ke'e]le zarci
and slowly go-to) the market.

I do something other than quickly both going to the market walking using my arms and slowly going to the market.

And if both *ke'e* and *be'o* are omitted, the results are even sillier:

Example 5.126.

mina'ekesutra bo cadzube fi le birka je masno
I non(quickly walk on-my(the arm-type and slow)
klama[be'o][ke'e] le zarci
goers) on-surface the market.

I do something other than quickly walking using the goers, both arm-type and slow, relative-to the market.

In [Example 5.126](#), everything after *be* is a linked sumti, so the place structure is that of *cadzu*, whose x₂ place is the surface walked upon. It is less than clear what an “ arm-type goer ” might be. Furthermore, since the x₃ place has been occupied by the linked sumti, the *le zarci* following the selbri falls into the

nonexistent x₄ place of [cadzu](#). As a result, the whole example, though grammatical, is complete nonsense. (The bracketed Lojban words appear where a fluent Lojbanist would understand them to be implied.)

Finally, it is also possible to place [na'e](#) before a [gu'e](#)... [gi](#) logically connected tanru construction. The meaning of this usage has not yet been firmly established.

5.13. Tenses and bridi negation

A bridi can have cmavo associated with it which specify the time, place, or mode of action. For example, in

Example 5.127.

mipu klamale zarci
I [past]go-to the market.

I went to the market.

the cmavo [pu](#) specifies that the action of the speaker going to the market takes place in the past. Tenses are explained in full detail in [Chapter 10](#). Tense is semantically a property of the entire bridi; however, the usual syntax for tenses attaches them at the front of the selbri, as in [Example 5.127](#). There are alternative ways of expressing tense information as well. Modals, which are explained in [Chapter 9](#), behave in the same way as tenses.

Similarly, a bridi may have the particle [na](#) (of selma'o NA) attached to the beginning of the selbri to negate the bridi. A negated bridi expresses what is false without saying anything about what is true. Do not confuse this usage with the scalar negation of [Section 5.12](#). For example:

Example 5.128.

la .djonz.na pamoi cusku
That-named Jones (Not!) is-the-first speaker

It is not true that Jones is the first speaker.

Jones isn't the first speaker.

Jones may be the second speaker, or not a speaker at all; [Example 5.128](#) doesn't

say. There are other ways of expressing bridi negation as well; the topic is explained fully in [Chapter 15](#).

Various combinations of tense and bridi negation cmavo are permitted. If both are expressed, either order is permissible with no change in meaning:

Example 5.129.

mina pu klama le zarci

It is false that I went to the market.

I didn't go to the market.

It is also possible to have more than one [na](#) in which case pairs of [na](#) cmavo cancel out:

Example 5.130.

mina na klama le zarci

It is false that it is false that I go to the market.

I go to the market.

It is even possible, though somewhat pointless, to have multiple [na](#) cmavo and tense cmavo mixed together, subject to the limitation that two adjacent tense cmavo will be understood as a compound tense, and must fit the grammar of tenses as explained in [Chapter 10](#).

Example 5.131.

mina pu na ca klama le zarci
I [not][past][not][present]go-to the market

It is not the case that in the past it was not the case that in the present I went to the market.

I didn't not go to the market.

I went to the market.

Tense, modal, and negation cmavo can appear only at the beginning of the selbri. They cannot be embedded within it.

5.14. Some types of asymmetrical tanru

This section and [Section 5.15](#) contain some example tanru classified into groups based on the type of relationship between the modifying seltau and the modified tertau. All the examples are paralleled by compounds actually observed in various natural languages. In the tables which follow, each group is preceded by a brief explanation of the relationship. The tables themselves contain a tanru, a literal gloss, the languages which exhibit a compound analogous to this tanru, and (for those tanru with no English parallel) a translation.

The tanru discussed in this section are asymmetrical tanru; that is, ones in which the order of the terms is fundamental to the meaning of the tanru. For example, *junla dadysli* [j u n l a d a d y s l i] or “clock pendulum” [k l o c k p e n d u l u m] is the kind of pendulum used in a clock, whereas *dadysli junla* [d a d y s l i j u n l a] or “pendulum clock” [p e n d u l u m c l o c k] is the kind of clock that employs a pendulum. Most tanru are asymmetrical in this sense. Symmetrical tanru are discussed in [Section 5.15](#).

The tertau represents an action, and the seltau then represents the object of that action:

Table 5.1. Example tanru

<i>pinsi</i>	pencil	Hungarian	
<i>nunkilca'a</i>	sharpener		
<i>zgike</i>	music	Hungarian	
<i>nunctu</i>	instruction		
<i>mirli</i>	deer	Hungarian	
<i>nunkalte</i>	hunting		
<i>finpe</i>	fish	Turkish, Korean, Udmurt, Abazin	fishing
<i>nunkalte</i>	hunting		
<i>smacu</i>	mousetrap	Turkish, Korean, Hungarian, Udmurt, Abazin	
<i>terkavbu</i>			
<i>zdani</i>	house ruler	Karaitic	host
<i>turni</i>			
<i>zerle'a</i>	thief fear	Sanskrit	fear of thieves
<i>nunte'a</i>			
<i>cevni</i>	god crime	Sanskrit	offense against
<i>zekri</i>			the gods

Table 5.2. Mini-Glossary

nunkilbra sharpness-apparatus

[*nunctu*](#) event-of-teaching

nunkalte event-of-hunting

[*terkavbu*](#) trap

[*zerle'a*](#) crime-taker

nunte'a event-of-fearing

The tertau represents a set, and the seltau the type of the elements contained in that set:

Table 5.3. Example tanru

zdani lijgri house row

selci lamgri cell block

karda mulgri card pack Swedish

rokci derxi stone heap Swedish

tadni girzu student group Hungarian

remna girzu human-being group Qabardian group of people

cpumi'i lijgri tractor column Qabardian

cevni jenmi god army Sanskrit

cevni prenu god folk Sanskrit

Table 5.4. Mini-Glossary

[*lijgri*](#) line-group

lamgri adjacent-group

mulgri complete-group

cpumi'i pull-machine

Conversely: the tertau is an element, and the seltau represents a set in which that element is contained. Implicitly, the meaning of the tertau is restricted from its usual general meaning to the specific meaning appropriate for elements in the given set. Note the opposition between *zdani lijgri* in the previous group, and *lijgri zdani* in this one, which shows why this kind of tanru is called “asymmetrical”.

Table 5.5. Example tanru

carvi dirgo raindrop Turkish,Korean,Hungarian,Udmurt,Abazin

linji zdani row house

The seltau specifies an object and the tertau a component or detail of that object; the tanru as a whole refers to the detail, specifying that it is a detail of that whole and not some other.

Table 5.6. Example tanru

<i>junla dadysli</i>	clock pendulum	Hungarian
<i>purdi vorme</i>	garden door	Qabardian
<i>purdi bitmu</i>	garden wall	Quechua
<i>moklu skapi</i>	mouth skin	Imbabura Quechua lips
<i>nazbi kevna</i>	nose hole	Imbabura Quechua nostril
<i>karce xislu</i>	automobile wheel	Chinese
<i>jipci pimlu</i>	chicken feather	Chinese
<i>vinji rebla</i>	airplane tail	Chinese

Table 5.7. Mini-Glossary

dadysli hang-oscillator

Conversely: the seltau specifies a characteristic or important detail of the object described by the tertau; objects described by the tanru as a whole are differentiated from other similar objects by this detail.

Table 5.8. Example tanru

<i>pixra cukta</i>	picture book		
<i>kerfa silka</i>	hair silk	Karaitic	velvet
<i>plise tapla</i>	apple cake	Turkish	
<i>dadysli junla</i>	pendulum clock	Hungarian	

Table 5.9. Mini-Glossary

[*dadysli*](#) hang-oscillator

The tertau specifies a general class of object (a genus), and the seltau specifies a sub-class of that class (a species):

Table 5.10. Example tanru

ckunu tricu pine tree Hungarian, Turkish, Hopi

The tertau specifies an object of possession, and the seltau may specify the possessor (the possession may be intrinsic or otherwise). In English, these compounds have an explicit possessive element in them: “ lion's mane ” , “ child's foot ” , “ noble's cow ” .

Table 5.11. Example tanru

<i>cinfo kerfa</i>	lion mane	Korean, Turkish, Hungarian, Udmurt, Qabardian	
<i>verba jamfu</i>	child foot	Swedish	
<i>nixli tuple</i>	girl leg	Swedish	
<i>cinfo jamfu</i>	lion foot	Quechua	
<i>danlu skapi</i>	animal skin	Ewe	
<i>ralju zdani</i>	chief house	Ewe	
<i>jmive munje</i>	living world	Sanskrit	
<i>nobli bakni</i>	noble cow	Sanskrit	
<i>nolraitru ralju</i>	king chief	Sanskrit	emperor

Table 5.12. Mini-Glossary

[nolraitru](#) nobly-superlative-ruler

The tertau specifies a habitat, and the seltau specifies the inhabitant:

Table 5.13. Example tanru

lanzu tumla family land

The tertau specifies a causative agent, and the seltau specifies the effect of that cause:

Table 5.14. Example tanru

<i>kalselvi'i gapci</i>	tear gas	Hungarian	
<i>terbi'a jurme</i>	disease germ	Turkish	
<i>fenki litki</i>	crazy liquid	Hopi	whisky
<i>pinca litki</i>	urine liquid	Hopi	beer

Table 5.15. Mini-Glossary

[kalselvi'i](#) eye-excreted-thing

[terbi'a](#) disease

Conversely: the tertau specifies an effect, and the seltau specifies its cause.

Table 5.16. Example tanru

djacu barna water mark Chinese

The tertau specifies an instrument, and the seltau specifies the purpose of that instrument:

Table 5.17. Example tanru

<i>taxfu dadgreku</i>	garment rack	Chinese
<i>tergu'i ti'otci</i>	lamp shade	Chinese

<i>xirma zdani</i>	horse house	Chinese stall
<i>nuzba tanbo</i>	news board	Chinese bulletin board

Table 5.18. Mini-Glossary

dadgreku hang-frame

tergu'i source of illumination

ti'otci shadow-tool

More vaguely: the *tertau* specifies an instrument, and the *seltau* specifies the object of the purpose for which that instrument is used:

Table 5.19. Example *tanru*

<i>cpina rokci</i>	pepper stone	Quechua	stone for grinding pepper
<i>jamfu djacu</i>	foot water	Sanskrit	water for washing the feet
<i>grana mudri</i>	post wood	Sanskrit	wood for making a post
<i>moklu djacu</i>	mouth water	Hungarian	water for washing the mouth
<i>lanme gerku</i>	sheep dog		dog for working sheep

The *tertau* specifies a product from some source, and the *seltau* specifies the source of the product:

Table 5.20. Example *tanru*

<i>moklu djacu</i>	mouth water	Abazin, Qabardian	saliva
<i>ractu mapku</i>	rabbit hat	Russian	
<i>jipci sovda</i>	chicken egg	Chinese	
<i>sikcurnu silka</i>	silkworm silk	Chinese	
<i>mlatu kalci</i>	cat feces	Chinese	
<i>bifce lakse</i>	bee wax	Chinese	beeswax
<i>cribe rectu</i>	bear meat	Turkish, Korean, Hungarian, Udmurt, Abazin	
<i>solxrula grasu</i>	sunflower oil	Turkish, Korean, Hungarian, Udmurt, Abazin	
<i>bifce jisra</i>	bee juice	Hopi	honey
<i>tatru litki</i>	breast liquid	Hopi	milk
<i>kanla djacu</i>	eye water	Korean	tear

Table 5.21. Mini-Glossary

sikcurnu silk-worm

[*solxrula*](#) solar-flower

Conversely: the *tertau* specifies the source of a product, and the *seltau* specifies the product:

Table 5.22. Example *tanru*

silna jinto salt well Chinese

kolme terkakpa coal mine Chinese

ctile jinto oil well Chinese

Table 5.23. Mini-Glossary

terkakpa source of digging

The *tertau* specifies an object, and the *seltau* specifies the material from which the object is made. This case is especially interesting, because the referent of the *tertau* may normally be made from just one kind of material, which is then overridden in the *tanru*.

Table 5.24. Example *tanru*

rokci cinfo stone lion

snime nanmu snow man Hungarian

kliti cipni clay bird

blaci kanla glass eye Hungarian

blaci kanla glass eye Quechua spectacles

solji sicni gold coin Turkish

solji junla gold watch Turkish, Korean, Hungarian

solji djine gold ring Udmurt, Abazin, Quechua

rokci zdani stone house Imbabura Quechua

mudri zdani wood house Ewe wooden house

<i>rokci bitmu</i>	stone wall	Ewe	
<i>solji carce</i>	gold chariot	Sanskrit	
<i>mudri xarci</i>	wood weapon	Sanskrit	wooden weapon
<i>cmaro'i dargu</i>	pebble road	Chinese	
<i>sudysrasu cutci</i>	straw shoe	Chinese	

Table 5.25. Mini-Glossary

[*cmaro'i*](#) small-rock

[*sudysrasu*](#) dry-grass

Note: the two senses of *blaci kanla* can be discriminated as:

Table 5.26. Example tanru

blaci kanla bo tarmi glass (eye shape) glass eye
blaci kanla bo sidju glass (eye helper) spectacles

The tertau specifies a typical object used to measure a quantity and the seltau specifies something measured. The tanru as a whole refers to a given quantity of the thing being measured. English does not have compounds of this form, as a rule.

Table 5.27. Example tanru

<i>tumla spisa</i>	land piece	Turkish	piece of land
<i>tcati kabri</i>	tea cup	Korean,Abazin	cup of tea
<i>nanba spisa</i>	bread piece	Korean	piece of bread
<i>bukpu spisa</i>	cloth piece	Udmurt,Abazin	piece of cloth
<i>djacu calkyguzme</i>	water calabash	Ewe	calabash of water

Table 5.28. Mini-Glossary

calkyguzme shell-fruit, calabash

The tertau specifies an object with certain implicit properties, and the seltau overrides one of those implicit properties:

Table 5.29. Example tanru

kensa bloti spaceship
bakni verba cattle child Ewe calf

The seltau specifies a whole, and the tertau specifies a part which normally is associated with a different whole. The tanru then refers to a part of the seltau which stands in the same relationship to the whole seltau as the tertau stands to its typical whole.

Table 5.30. Example tanru

kosta degji coat finger Hungarian coat sleeve
denci genja tooth root Imbabura Quechua
tricu stedu tree head Imbabura Quechua treetop

The tertau specifies the producer of a certain product, and the seltau specifies the product. In this way, the tanru as a whole distinguishes its referents from other referents of the tertau which do not produce the product.

Table 5.31. Example tanru

silka curnu silkworm Turkish, Hungarian, Abazin

The tertau specifies an object, and the seltau specifies another object which has a characteristic property. The tanru as a whole refers to those referents of the tertau which possess the property.

Table 5.32. Example tanru

sonci manti soldier ant
ninmu bakni woman cattle Imbabura Quechua cow
mamta degji mother finger Imbabura Quechua thumb
cifnu degji baby finger Imbabura Quechua pinky
pacraistu zdani hell house Sanskrit
fagri dapma fire curse Sanskrit curse destructive as fire

Table 5.33. Mini-Glossary

pacraistu evil-superlative-site

As a particular case (when the property is that of resemblance): the *seltau* specifies an object which the referent of the *tanru* resembles.

Table 5.34. Example tanru

<i>grutrceraso</i>	<i>jbama</i>	cherry bomb	
<i>solji</i>	<i>kerfa</i>	gold hair	Hungarian golden hair
<i>kanla</i>	<i>djacu</i>	eye water	Karaitic spring
<i>bakni</i>	<i>rokci</i>	bull stone	Mongolian boulder

Table 5.35. Mini-Glossary

grutrceraso fu'ivla for “cherry” based on Linnean name

The *seltau* specifies a place, and the *tertau* an object characteristically located in or at that place.

Table 5.36. Example tanru

<i>ckana</i>	<i>boxfo</i>	bed sheet	Chinese
<i>mrostu</i>	<i>mojysu'a</i>	tomb monument	Chinese tombstone
<i>jubme</i>	<i>tergusni</i>	table lamp	Chinese
<i>foldi</i>	<i>smacu</i>	field mouse	Chinese
<i>briju</i>	<i>ci'ajbu</i>	office desk	Chinese
<i>rirxe</i>	<i>xirma</i>	river horse	Chinese hippopotamus
<i>xamsi</i>	<i>gerku</i>	sea dog	Chinese seal
<i>cagyce'u</i>	<i>zdani</i>	village house	Sanskrit

Table 5.37. Mini-Glossary

[*mrostu*](#) dead-site

[*mojysu'a*](#) remember-structure

ci'ajbu write-table

cagyce'u farm-community

Specifically: the tertau is a place where the seltau is sold or made available to the public.

Table 5.38. Example tanru

cidja barja food bar Chinese restaurant
cukta barja book bar Chinese library

The seltau specifies the locus of application of the tertau.

Table 5.39. Example tanru

kanla velmikce eye medicine Chinese
jgalu grasu nail oil Chinese nail polish
denci pesxu tooth paste Chinese

Table 5.40. Mini-Glossary

velmikce treatment used by doctor

The tertau specifies an implement used in the activity denoted by the seltau.

Table 5.41. Example tanru

me la .pinpan. bolci Ping-Pong ball Chinese

The tertau specifies a protective device against the undesirable features of the referent of the seltau.

Table 5.42. Example tanru

carvi mapku rain cap Chinese
carvi taxfu rain garment Chinese raincoat

vindu firgai poison mask Chinese gas mask

Table 5.43. Mini-Glossary

firgai face-cover

The tertau specifies a container characteristically used to hold the referent of the seltau.

Table 5.44. Example tanru

<i>cukta vasru</i>	book vessel	Chinese	satchel
<i>vanju kabri</i>	wine cup	Chinese	
<i>spatrkokka lanka</i>	coca basket	Quechua	
<i>rismi dakli</i>	rice bag	Ewe,Chinese	
<i>tcati kabri</i>	tea cup	Chinese	
<i>ladru botpi</i>	milk bottle	Chinese	
<i>rismi patxu</i>	rice pot	Chinese	
<i>festi lante</i>	trash can	Chinese	
<i>bifce zdani</i>	bee house	Korean	beehive
<i>cladakyxa'i zdani</i>	sword house	Korean	sheath
<i>manti zdani</i>	ant nest	Guarani	anthill

Table 5.45. Mini-Glossary

spatrkokka fu'ivla for " coca "

cladakyxa'i (long-knife)-weapon

The seltau specifies the characteristic time of the event specified by the tertau.

Table 5.46. Example tanru

<i>vensa djedi</i>	spring day	Chinese
<i>crisa citsi</i>	summer season	Chinese
<i>cerni bumru</i>	morning fog	Chinese
<i>critu lunra</i>	autumn moon	Chinese

<i>dunra nicte</i>	winter night	Chinese
<i>nicte ckule</i>	night school	Chinese

The seltau specifies a source of energy for the referent of the tertau.

Table 5.47. Example tanru

<i>dikca terqusni</i>	electric lamp	Chinese
<i>ratni nejni</i>	atom energy	Chinese
<i>brife molki</i>	windmill	Turkish, Korean, Hungarian, Udmurt, Abazin

Table 5.48. Mini-Glossary

terqusni illumination-source

Finally, some tanru which don't fall into any of the above categories.

Table 5.49. Example tanru

<i>ladru denci</i>	milk tooth	Turkish, Hungarian, Udmurt, Qabardian
<i>kanla denci</i>	eye tooth	

It is clear that “tooth” is being specified, and that “milk” and “eye” act as modifiers. However, the relationship between *ladru* and *denci* is something like “tooth which one has when one is drinking milk from one's mother” — a relationship certainly present nowhere except in this particular concept. As for *kanla denci*, the relationship is not only not present on the surface, it is hardly possible to formulate it at all.

5.15. Some types of symmetrical tanru

This section deals with symmetrical tanru, where order is not important. Many of these tanru can be expressed with a logical or non-logical connective between the components.

The tanru may refer to things which are correctly specified by both tanru components. Some of these instances may also be seen as asymmetrical tanru where the seltau specifies a material. The connective *je* is appropriate:

Table 5.50. Example tanru

<i>cipnrstrigi pacru'i</i>	owl demon	Sanskrit	
<i>nolraitru prijē</i>	royal sage	Sanskrit	
<i>remna nakni</i>	human-being male	Qabardian	man
<i>remna fetsi</i>	human-being female	Qabardian	woman
<i>sonci tolvri</i>	soldier coward	Quechua	
<i>panzi nanmu</i>	offspring man	Ewe	son
<i>panzi ninmu</i>	offspring woman	Ewe	daughter
<i>solji sicni</i>	gold coin	Turkish	
<i>solji junla</i>	gold watch	Turkish,Korean,Hungarian	
<i>solji djine</i>	gold ring	Udmurt,Abazin,Quechua	
<i>rokci zdani</i>	stone house	Imbabura Quechua	
<i>mudri zdani</i>	wooden house	Ewe	
<i>rokci bitmu</i>	stone wall	Ewe	
<i>solji carce</i>	gold chariot	Sanskrit	
<i>mudri xarci</i>	wooden weapon	Sanskrit	
<i>zdani tcadu</i>	home town	Chinese	

Table 5.51. Mini-Glossary

[cipnrstrigi](#) fu'ivla for “ owl ” based on Linnean name

[pacru'i](#) evil-spirit

[tolvri](#) opposite-of-brave

The tanru may refer to all things which are specified by either of the tanru components. The connective [ja](#) is appropriate:

Table 5.52. Example tanru

<i>nunji'a</i>	victory defeat	Sanskrit	victory or defeat
<i>nunterji'a</i>	day night	Sanskrit	day and night
<i>donri nichte</i>	moon stars	Sanskrit	moon and stars
<i>patfu mamta</i>	father mother	Imbabura Quechua,Kazakh,Chinese	parents
<i>tuple birka</i>	leg arm	Kazakh	extremity
<i>nuncti nunpinxe</i>	eating drinking	Udmurt	cuisine

bersa tixnu son daughter Chinese

children

Table 5.53. Mini-Glossary

nunji'a event-of-winning

nunterji'a event-of-losing

[nuncti](#) event-of-eating

nunpinxe event-of-drinking

Alternatively, the tanru may refer to things which are specified by either of the tanru components or by some more inclusive class of things which the components typify:

Table 5.54. Example tanru

curnu jalra worm beetle Mongolian insect

jalra curnu beetle worm Mongolian insect

kabri palta cup plate Kazakh crockery

jipci gunse hen goose Qabardian housefowl

xrula tricu flower tree Chinese vegetation

The tanru components specify crucial or typical parts of the referent of the tanru as a whole:

Table 5.55. Example tanru

tumla vacri land air Finnish world

moklu stedu mouth head Abazin face

sudysrasu cunmi hay millet Qabardian agriculture

gugde ciste state system Mongolian politics

prenu so'imei people multitude Mongolian masses


djacu dertu water earth Chinese climate



Table 5.56. Mini-Glossary


[sudysrasu](#) dry-grass

[so'imei](#) manysome

5.16. “ Pretty little girls' school ” : forty ways to say it

The following examples show every possible grouping arrangement of *melbi cmalu nixli ckule* using [bo](#) or [ke](#)... [ke'e](#) for grouping and [je](#) or [je bo](#) for logical connection. Most of these are definitely not plausible interpretations of the English phrase “ pretty little girls' school ” , especially those which describe something which is both a girl and a school.

[Example 5.26](#) , [Example 5.27](#) , [Example 5.28](#) , [Example 5.29](#) , and [Example 5.36](#) are repeated here as [Example 5.132](#) , [Example 5.140](#) , [Example 5.148](#) , [Example 5.156](#) , and [Example 5.164](#) respectively. The seven examples following each of these share the same grouping pattern, but differ in the presence or absence of [je](#) at each possible site. Some of the examples have more than one Lojban version. In that case, they differ only in grouping mechanism, and are always equivalent in meaning.

The logical connective [je](#) is associative: that is, “ A and (B and C) ” is the same as “ (A and B) and C ” . Therefore, some of the examples have the same meaning as others. In particular, [Example 5.139](#) , [Example 5.147](#) , [Example 5.155](#) , [Example 5.163](#) , and [Example 5.171](#) all have the same meaning because all four brivla are logically connected and the grouping is simply irrelevant. Other equivalent forms are noted in the examples themselves. However, if [je](#) were replaced by [naja](#) or [jo](#) or most of the other logical connectives, the meanings would become distinct.

It must be emphasized that, because of the ambiguity of all tanru, the English translations are by no means definitive – they represent only one possible interpretation of the corresponding Lojban sentence.

Example 5.132.

melbi cmalu nixli ckule
((pretty type-of little) type-of girl) type-of school

school for girls who are beautifully small

Example 5.133.

melbi je cmalu nixli ckule
((pretty and little) type-of girl) type-of school

school for girls who are beautiful and small

Example 5.134.

melbi bo cmaluje nixli ckule
((pretty type-of little) and girl) type-of school

school for girls and for beautifully small things

Example 5.135.

kemelbi cmalu nixlike'eje ckule
((pretty type-of little) type-of girl) and school

thing which is a school and a beautifully small girl

Example 5.136.

melbi je cmaluje nixli ckule
((pretty and little) and girl) type-of school

school for things which are beautiful, small, and girls

Note: same as [Example 5.152](#)

Example 5.137.

melbi bo cmaluje nixlije ckule
((pretty type-of little) and girl) and school

thing which is beautifully small, a school, and a girl

Note: same as [Example 5.145](#)

Example 5.138.

kemelbi je cmalu nixlike'eje ckule
((pretty and little) type-of-girl) and school

thing which is a school and a girl who is both beautiful and small

Example 5.139.

melbi je cmaluje nixlije ckule
((pretty and little) and girl) and school

thing which is beautiful, small, a girl, and a school

Example 5.140.

melbi cmalu nixlibo ckule
(pretty type-of-little) type-of-(girl type-of-school)

girls' school which is beautifully small

Example 5.141.

melbi je cmalu nixlibo ckule
(pretty and little) type-of-(girl type-of-school)

girls' school which is beautiful and small

Example 5.142.

melbi cmalu nixlije ckule
(pretty type-of-little) type-of-(girl and school)

something which is a girl and a school which is beautifully small

Example 5.143.

melbi bo cmaluje nixlibo ckule
(pretty type-of little) and (girl type-of school)

something which is beautifully small and a girls' school

Example 5.144.

melbi je cmalu nixlije ckule
(pretty and little) type-of (girl and school)

a pretty and little type of thing which is both a girl and a school

Example 5.145.

melbi bo cmaluje nixlijebockule
(pretty type-of little) and (girl and school)

thing which is beautifully small, a school, and a girl

Note: same as [Example 5.137](#)

Example 5.146.

melbi jebocmaluje nixlibo ckule
(pretty and little) and (girl type-of school)

thing which is beautiful and small and a girl's school

Note: same as [Example 5.161](#)

Example 5.147.

melbi jebocmaluje nixlijebockule
(pretty and little) and (girl and school)

thing which is beautiful, small, a girl, and a school

Example 5.148.

melbi cmalubo nixli ckule
(pretty type-of (little type-of girl)) type-of school

school for beautiful girls who are small

Example 5.149.

melbi cmaluje nixli ckule
(pretty type-of (little and girl)) type-of school

school for beautiful things which are small and are girls

Example 5.150.

melbi je cmalubo nixli ckule
(pretty and (little type-of girl)) type-of school

school for things which are beautiful and are small girls

Example 5.151.

ke melbi cmalubo nixlike'eje ckule
melbi bo cmalubo nixli je ckule
(pretty type-of (little type-of girl)) and school

thing which is a school and a small girl who is beautiful

Example 5.152.

melbi je cmalujebonixli ckule
(pretty and (little and girl)) type-of school

school for things which are beautiful, small, and girls

Note: same as [Example 5.136](#)

Example 5.153.

melbi je cmalubo nixli je ckule
(pretty and (little type-of girl)) and school

thing which is beautiful, a small girl, and a school

Note: same as [Example 5.169](#)

Example 5.154.

kemelbi cmaluje nixlike'eje ckule
(pretty type-of (little and girl)) and school

thing which is beautifully small, a beautiful girl, and a school

Example 5.155.

melbi je cmalujebonixli je ckule
(pretty and (little and girl)) and school

thing which is beautiful, small, a girl, and a school

Example 5.156.

melbi cmalubo nixli bo ckule
melbi ke cmaluke nixli ckule [ke'e][ke'e]
pretty type-of (little type-of (girl type-of school))

small school for girls which is beautiful

Example 5.157.

melbi ke cmalu nixlije ckule [ke'e]
pretty type-of(little type-of(girl and school))

small thing, both a girl and a school, which is beautiful

Example 5.158.

melbi cmaluje nixli bo ckule
pretty type-of(little and (girl type-of school))

thing which is beautifully small and a girls' school that is beautiful

Example 5.159.

melbi je cmalubo nixli bo ckule
melbi je kecmalu nixli bo ckule [ke'e]
melbi je kecmaluke nixli ckule [ke'e][ke'e]
pretty and(little type-of(girl type-of school))

thing which is beautiful and a small type of girls' school

Example 5.160.

melbi cmaluje nixlije bo ckule
melbi cmaluje kenixlije ckule [ke'e]
pretty type-of(little and(girl and school))

thing which is beautifully small, a beautiful girl, and a beautiful school

Note: same as [Example 5.168](#)

Example 5.161.

melbi je cmaluje bo nixli bo ckule

melbi je kecmaluje nixlibo ckule [ke'e]
prettyand(little and (girltype-ofschool))

thing which is beautiful, small and a girls' school

Note: same as [Example 5.146](#)

Example 5.162.

melbi je kecmalu nixlije ckule [ke'e]
prettyand(little type-of(girl and school))

beautiful thing which is a small girl and a small school

Example 5.163.

melbi jebocmalujebonixlijebockule
prettyand (little and (girl and school))

thing which is beautiful, small, a girl, and a school

Example 5.164.

melbi ke cmalu nixli ckule [ke'e]
prettytype-of((little type-of girl) type-of school)

beautiful school for small girls

Example 5.165.

melbi ke cmaluje nixli ckule [ke'e]
prettytype-of((little and girl) type-of school)

beautiful school for things which are small and are girls

Example 5.166.

melbi ke cmalu bo nixlije ckule [ke'e]
pretty type-of((little type-of girl) and school)

beautiful thing which is a small girl and a school

Example 5.167.

melbi je kecmalu nixlickule [ke'e]
pretty and((little type-of girl) type-of school)

thing which is beautiful and a school for small girls

Example 5.168.

melbi cmaluje nixlije ckule
pretty type-of((little and girl) and school)

thing which is beautifully small, a beautiful girl, and a beautiful school

Note: same as [Example 5.160](#)

Example 5.169.

melbi je kecmalubo nixlije ckule [ke'e]
pretty and((little type-of girl) and school)

thing which is beautiful, a small girl and a school

Note: same as [Example 5.153](#)

Example 5.170.

melbi je kecmaluje nixli ckule [ke'e]
pretty and((little and girl) type-of school)

thing which is beautiful and is a small school and a girls' school

Example 5.171.

melbi je kecmaluje nixlije ckule [ke'e]
prettyand((little and girl)and school)

thing which is beautiful, small, a girl, and a school

Chapter 6. To speak of many things: the Lojban sumti

The picture for chapter 6

6.1. The five kinds of simple sumti

If you understand anything about Lojban, you know what a sumti is by now, right? An argument, one of those things that fills the places of simple Lojban sentences like:

Example 6.1.

miklamale zarci
I go-to the market

In [Example 6.1](#), *mi* and *le zarci* are the sumti. It is easy to see that these two sumti are not of the same kind: *mi* is a pro-sumti (the Lojban analogue of a pronoun) referring to the speaker, whereas *le zarci* is a description which refers to something described as being a market.

There are five kinds of simple sumti provided by Lojban:

1. descriptions like *le zarci*, which usually begin with a descriptor (called a *gadri* in Lojban) such as *le*;
2. pro-sumti, such as *mi*;
3. names, such as *la .lojban.*, which usually begin with *la*;
4. quotations, which begin with *lu*, *lo'u*, *zo*, or *zoi*;
5. pure numbers, which usually begin with *li*.

Here are a few examples of each kind of sumti:

Example 6.2.

e'osai ko sarji la .lojban.
[request] [!]You [imperative]support that-named Lojban.

Please support Lojban!

[Example 6.2](#) exhibits *ko*, a pro-sumti; and *la .lojban.*, a name.

Example 6.3.

micusku lu e'osai li'u le tcidu
I express[quote][request] [!][unquote]to-the reader.

I express “ Please! ” to the reader.

[Example 6.3](#) exhibits *mi*, a pro-sumti; *lu e'osai li'u*, a quotation; and *le tcidu*, a description.

Example 6.4.

ti mitre li ci
This measures-in-meters the-number three.

This is three meters long.

[Example 6.4](#) exhibits *ti*, a pro-sumti; and *li ci*, a number.

Most of this chapter is about descriptions, as they have the most complicated syntax and usage. Some attention is also given to names, which are closely interwoven with descriptions. Pro-sumti, numbers, and quotations are described in more detail in [Chapter 7](#), [Chapter 18](#), and [Chapter 19](#) respectively, so this chapter only gives summaries of their forms and uses. See [Section 6.13](#) through [Section 6.15](#) for these summaries.

6.2. The three basic description types

The following cmavo are discussed in this section:

le LE the, the one(s) described as

lo LE some, some of those which really are

la LA the one(s) named

ku KU elidable terminator for LE, LA

The syntax of descriptions is fairly complex, and not all of it can be explained within the confines of this chapter: relative clauses, in particular, are discussed in [Chapter 8](#). However, most descriptions have just two components: a descriptor belonging to selma'o LE or LA, and a selbri. (The difference between selma'o LE and selma'o LA is not important until [Section 6.12](#).) Furthermore, the selbri is often just a single brivla. Here is an elementary example:

Example 6.5.

le zarci
one-or-more-specific-things-each-of-which-I-describe-as being-a-market

the market

The long gloss for *le* is of course far too long to use most of the time, and in fact *le* is quite close in meaning to English “ the ”. It has particular implications, however, which “ the ” does not have.

The general purpose of all descriptors is to create a sumti which might occur in the x₁ place of the selbri belonging to the description. Thus *le zarci* conveys something which might be found in the x₁ place of *zarci*, namely a market.

The specific purpose of *le* is twofold. First, it indicates that the speaker has one or more specific markets in mind (whether or not the listener knows which ones they are). Second, it also indicates that the speaker is merely describing the things he or she has in mind as markets, without being committed to the truth of that description.

Example 6.6.

le zarci cubarda
One-or-more-specific-things-which-I-describe-as “ markets ” is/are-big.

The market is big.

The markets are big.

Note that English-speakers must state whether a reference to markets is to just one (“ the market ”) or to more than one (“ the markets ”). Lojban requires no such forced choice, so both colloquial translations of [Example 6.6](#) are valid. Only the context can specify which is meant. (This rule does not mean that Lojban has no way of specifying the number of markets in such a case: that mechanism is explained in [Section 6.7](#).)

Now consider the following strange-looking example:

Example 6.7.

le nanmu cuninmu
One-or-more-specific-things-which-I-describe-as “ men ” is/are-women.

The man is a woman.

The men are women.

[Example 6.7](#) is not self-contradictory in Lojban, because *le nanmu* merely means something or other which, for my present purposes, I choose to describe as a man, whether or not it really is a man. A plausible instance would be: someone we had assumed to be a man at a distance turned out to be actually a woman on closer observation. [Example 6.7](#) is what I would say to point out my observation to you.

In all descriptions with *le*, the listener is presumed to either know what I have in mind or else not to be concerned at present (perhaps I will give more identifying details later). In particular, I might be pointing at the supposed man or men: [Example 6.7](#) would then be perfectly intelligible, since *le nanmu* merely clarifies that I am pointing at the supposed man, not at a landscape, or a nose, which happens to lie in the same direction.

The second descriptor dealt with in this section is *lo*. Unlike *le*, *lo* is nonspecific:

Example 6.8.

than one); [Example 6.13](#) is about one or more of the really existing, objectively defined bears. In either case, though, each of them must have contributed to the writing of the story, if more than one bear (or “ bear ”) is meant.

(The notion of a “ really existing, objectively defined bear ” raises certain difficulties. Is a panda bear a “ real bear ” ? How about a teddy bear? In general, the answer is “ yes ” . Lojban gismu are defined as broadly as possible, allowing tanru and lujvo to narrow down the definition. There probably are no necessary and sufficient conditions for defining what is and what is not a bear that can be pinned down with complete precision: the real world is fuzzy. In borderline cases, [le](#) may communicate better than [lo](#).)

So while [Example 6.10](#) could easily be true (there is a real writer named “ Greg Bear ”), and [Example 6.12](#) could be true if the speaker is sufficiently peculiar in what he or she describes as a bear, [Example 6.13](#) is certainly false.

Similarly, compare the following two examples, which are analogous to [Example 6.12](#) and [Example 6.13](#) respectively:

Example 6.14.

le remna pu finti le lisri
Those-described-as-a-human [past] writes that-described-as-a-story.

The human being(s) wrote the story.

Example 6.15.

lo remna pu finti le lisri
That-which-really-is-a-human [past] writes that-described-as-a-story.

A human being wrote the story.

Some human beings wrote the story.

[Example 6.14](#) says who the author of the story is: one or more particular human beings that the speaker has in mind. If the topic of conversation is the story, then [Example 6.14](#) identifies the author as someone who can be pointed out or who has been previously mentioned; whereas if the topic is a person, then *le remna* is in effect a shorthand reference to that person. [Example 6.15](#) merely says that the author is human.

The elidable terminator for all descriptions is *ku*. It can almost always be omitted with no danger of ambiguity. The main exceptions are in certain uses of relative clauses, which are discussed in [Section 8.6](#), and in the case of a description immediately preceding the selbri. In this latter case, using an explicit *cu* before the selbri makes the *ku* unnecessary. There are also a few other uses of *ku*: in the compound negator *naku* (discussed in [Chapter 16](#)) and to terminate place-structure, tense, and modal tags that do not have associated sumti (discussed in [Chapter 9](#) and [Chapter 10](#)).

6.3. Individuals and masses

The following cmavo are discussed in this section:

leiLE the mass I describe as

loiLE part of the mass of those which really are

laiLA the mass of those named

All Lojban sumti are classified by whether they refer to one of three types of objects, known as “ individuals ” , “ masses ” , and “ sets ” . The term “ individual ” is misleading when used to refer to more than one object, but no less-confusing term has as yet been found. All the descriptions in [Section 6.1](#) and [Section 6.2](#) refer to individuals, whether one or more than one. Consider the following example:

Example 6.16.

le prenu cubevrile pipno
One-or-more-of-those-I-describe-as persons carry the piano.

The person(s) carry the piano.

(Of course the second *le* should really get the same translation as the first, but I am putting the focus of this discussion on the first *le*, the one preceding *prenu*. I will assume that there is only one piano under discussion.)

Suppose the context of [Example 6.16](#) is such that you can determine that I am talking about three persons. What am I claiming? I am claiming that each of the three persons carried the piano. This claim can be true if the persons carried the

The difference between [lei](#) and [loi](#) is that *lei cinfo* refers to a mass of specific individuals which the speaker calls lions, whereas *loi cinfo* refers to some part of the mass of all those individuals which actually are lions. The restriction to “ some part of the mass ” allows statements like [Example 6.18](#) to be true even though some lions do not dwell in Africa - they live in various zoos around the world. On the other hand, [Example 6.18](#) doesn't actually say that most lions live in Africa: equally true is

Example 6.19.

loi glipre
 Part-of-the-mass-of-those-which-really are-English-persons
 cuxabju le fi'ortu'a
 dwell-in the African-land.

The English dwell in Africa.

since there is at least one English person living there. [Section 6.4](#) explains another method of saying what is usually meant by “ The lion lives in Africa ” which does imply that living in Africa is normal, not exceptional, for lions.

Note that the Lojban mass articles are sometimes translated by English plurals (the most usual case), sometimes by English singulars (when the singular is used to express typicalness or abstraction), and sometimes by singulars with no article:

Example 6.20.

loi matne cu ranti
 Part-of-the-mass-of-that-which-really-is a-quantity-of-butter is-soft.

Butter is soft.

Of course, some butter is hard (for example, if it is frozen butter), so the “ part-of ” implication of [loi](#) becomes once again useful. The reason this mechanism works is that the English words like “ butter ”, which are seen as already describing masses, are translated in Lojban by non-mass forms. The place structure of [matne](#) is “ x₁ is a quantity of butter from source x₂ ”, so the single English word “ butter ” is translated as something like “ a part of the mass formed from all the quantities of butter that exist ”. (Note that the operation of forming a mass entity does not imply, in Lojban, that the components of the mass are necessarily close to one another or even related in any way other than conceptually. Masses are formed by the speaker's intention to form a mass, and can in principle contain

anything.)

The mass name descriptor *lai* is used in circumstances where we wish to talk about a mass of things identified by a name which is common to all of them. It is not used to identify a mass by a single name peculiar to it. Thus the mass version of [Example 6.9](#),

Example 6.21.

lai cribe pu finti le vi cukta
The-mass-of-those-named “ bear ” [past] creates the nearby book.

The Bears wrote this book.

in a context where *la cribe* would be understood as plural, would mean that either Tom Bear or Fred Bear (to make up some names) might have written the book, or that Tom and Fred might have written it as collaborators. Using *la* instead of *lai* in [Example 6.21](#) would give the implication that each of Tom and Fred, considered individually, had written it.

6.4. Masses and sets

The following cmavo are discussed in this section:

le'iLE the set described as

lo'iLE the set of those which really are

la'iLA the set of those named

Having said so much about masses, let us turn to sets. Sets are easier to understand than masses, but are more rarely used. Like a mass, a set is an abstract object formed from a number of individuals; however, the properties of a set are not derived from any of the properties of the individuals that compose it.

Sets have properties like cardinality (how many elements in the set), membership (the relationship between a set and its elements), and set inclusion (the relationship between two sets, one of which - the superset - contains all the elements of the other - the subset). The set descriptors *le'i*, *lo'i* and *la'i* correspond exactly to the mass descriptors *lei*, *loi*, and *lai* except that normally

we talk of the whole of a set, not just part of it. Here are some examples contrasting *lo*, *loi*, and *lo'i*:

Example 6.22.

lo ratcu cu bunre
One-or-more-of-those-which-really-are rats are-brown.

Some rats are brown.

Example 6.23.

loi ratcu cu cmalu
Part-of-the-mass-of-those-which-really-are rats are-small.

Rats are small.

Example 6.24.

lo'i ratcu cubarda
The-set-of-rats is-large.

There are a lot of rats.

The mass of rats is small because at least one rat is small; the mass of rats is also large; the set of rats, though, is unquestionably large – it has billions of members. The mass of rats is also brown, since some of its components are; but it would be incorrect to call the set of rats brown – brown-ness is not the sort of property that sets possess.

Lojban speakers should generally think twice before employing the set descriptors. However, certain predicates have places that require set sumti to fill them. For example, the place structure of *fadni* is:

x 1 is ordinary/common/typical/usual in property x 2 among the members of set x 3

Why is it necessary for the x 3 place of *fadni* to be a set? Because it makes no sense for an individual to be typical of another individual: an individual is typical

of a group. In order to make sure that the bridi containing [fadni](#) is about an entire group, its x 3 place must be filled with a set:

Example 6.25.

mifadni zo'e lo'i lobypli
I am-ordinary in-property [unspecified] among-the-set-of Lojban-users.

I am a typical Lojban user.

Note that the x 2 place has been omitted; I am not specifying in exactly which way I am typical - whether in language knowledge, or age, or interests, or something else. If [lo'i](#) were changed to [lo](#) in [Example 6.25](#), the meaning would be something like “ I am typical of some Lojban user ” , which is nonsense.

6.5. Descriptors for typical objects

The following cmavo are discussed in this section:

lo'e LE the typical

le'e LE the stereotypical

As promised in [Section 6.3](#), Lojban has a method for discriminating between “ the lion ” who lives in Africa and “ the Englishman ” who, generally speaking, doesn't live in Africa even though some Englishmen do. The descriptor [lo'e](#) means “ the typical ” , as in

Example 6.26.

lo'e cinfoxabju le fi'ortu'a
The-typical lion dwells-in the African-land.

The lion dwells in Africa.

What is this “ typical lion ” ? Surely it is not any particular lion, because no lion has all of the “ typical ” characteristics, and (worse yet) some characteristics that all real lions have can't be viewed as typical. For example, all real lions are either male or female, but it would be bizarre to suppose that the typical lion is either

one. So the typical lion has no particular sex, but does have a color (golden brown), a residence (Africa), a diet (game), and so on. Likewise we can say that

Example 6.27.

lo'e glipre cuxabju
The-typical English-person dwells-in
le fi'ortu'a na.e le gligugde
the African-land (Not!) and the English-country.

The typical English person dwells not in Africa but in England.

The relationship between *lo'e cinfo* and *lo'i cinfo* may be explained thus: the typical lion is an imaginary lion-abstraction which best exemplifies **the** members of the set of lions. There is a similar relationship between *le'e* and *le'i*:

Example 6.28.

le'e xelso merko cugusta ponse
The-stereotypical Greek-type-of-American is-a-restaurant-type-of-owner.

Lots of Greek-Americans own restaurants.

Here we are concerned not with the actual set of Greek-Americans, but with the set of those the speaker has in mind, which is typified by one (real or imaginary) who owns a restaurant. The word “ stereotypical ” is often derogatory in English, but *le'e* need not be derogatory in Lojban: it simply suggests that the example is typical in the speaker's imagination rather than in some objectively agreed-upon way. Of course, different speakers may disagree about what the features of “ the typical lion ” are (some would include having a short intestine, whereas others would know nothing of lions' intestines), so the distinction between *lo'e cinfo* and *le'e cinfo* may be very fine.

Furthermore,

Example 6.29.

le'e skina cuse finti ne'ila .xali,uyd.
The-stereotypical movie is-invented in that-named Hollywood.

is probably true to an American, but might be false (not the stereotype) to

someone living in India or Russia.

Note that there is no naming equivalent of *lo'e* and *le'e*, because there is no need, as a rule, for a “ typical George ” or a “ typical Smith ” . People or things who share a common name do not, in general, have any other common attributes worth mentioning.

6.6. Quantified sumti

The following cmavo are discussed in this section:

ro PAall of/each of

su'o PAat least (one of)

Quantifiers tell us how many: in the case of quantifiers with sumti, how many things we are talking about. In Lojban, quantifiers are expressed by numbers and mathematical expressions: a large topic discussed in some detail in [Chapter 18](#). For the purposes of this chapter, a simplified treatment will suffice. Our examples will employ either the simple Lojban numbers *pa*, *re*, *ci*, *vo*, and *mu*, meaning “ one ” , “ two ” , “ three ” , “ four ” , “ five ” respectively, or else one of four special quantifiers, two of which are discussed in this section and listed above. These four quantifiers are important because every Lojban sumti has either one or two of them implicitly present in it - which one or two depends on the particular kind of sumti. There is more explanation of implicit quantifiers later in this section. (The other two quantifiers, *piro* and *pisu'o*, are explained in [Section 6.7](#).)

Every Lojban sumti may optionally be preceded by an explicit quantifier. The purpose of this quantifier is to specify how many of the things referred to by the sumti are being talked about. Here are some simple examples contrasting sumti with and without explicit quantifiers:

Example 6.30.

do cadzu le bisli
You walk-on the ice.

Example 6.31.

re do cadzu le bisli
Two-of you walk-on the ice.

The difference between [Example 6.30](#) and [Example 6.31](#) is the presence of the explicit quantifier *re* in the latter example. Although *re* by itself means “two”, when used as a quantifier it means “two-of”. Out of the group of listeners (the number of which isn't stated), two (we are not told which ones) are asserted to be “walkers on the ice”. Implicitly, the others (if any) are not walkers on the ice. In Lojban, you cannot say “I own three shoes” if in fact you own four shoes. Numbers need never be specified, but if they are specified they must be correct.

(This rule does not mean that there is no way to specify a number which is vague. The sentence

Example 6.32.

miponse su'o ci cutci
I possess-at-least three shoes.

is true if you own three shoes, or four, or indeed any larger number. More details on vague numbers appear in the discussion of mathematical expressions in [Chapter 18](#).)

Now consider [Example 6.30](#) again. How many of the listeners are claimed to walk on the ice? The answer turns out to be: all of them, however many that is. So [Example 6.30](#) and [Example 6.33](#):

Example 6.33.

ro do cadzu le bisli
All-of-you walk-on-the ice.

turn out to mean exactly the same thing. This is a safe strategy, because if one of my listeners doesn't turn out to be walking on the ice, I can safely claim that I didn't intend that person to be a listener! And in fact, all of the personal pro-sumti such as *mi* and *mi'o* and *ko* obey the same rule. We say that personal pro-sumti have a so-called “implicit quantifier” of *ro* (all). This just means that if no quantifier is given explicitly, the meaning is the same as if the implicit quantifier had been used.

Not all sumti have *ro* as the implicit quantifier, however. Consider the quotation in:

Example 6.34.

micusku lu do cadzu le bislili'u
I express[quote]you walk-on-the ice [unquote].

I say, “ You walk on the ice. ”

What is the implicit quantifier of the quotation *lu do cadzu le bisli li'u* ? Surely not [ro](#). If [ro](#) were supplied explicitly, thus:

Example 6.35.

micusku ro lu do cadzu le bislili'u
I express all-of[quote]you walk-on the ice [unquote].

the meaning would be something like “ I say every occurrence of the sentence 'You walk on the ice' ” . Of course I don't say every occurrence of it, only some occurrences. One might suppose that [Example 6.34](#) means that I express exactly one occurrence, but it is more Lojbanic to leave the number unspecified, as with other sumti. We can say definitely, however, that I say it at least once.

The Lojban cmavo meaning “ at least ” is [su'o](#), and if no ordinary number follows, [su'o](#) means “ at least once ” . (See [Example 6.32](#) for the use of [su'o](#) with an ordinary number). Therefore, the explicitly quantified version of [Example 6.34](#) is

Example 6.36.

micusku su'o lu do cadzu le bislili'u
I express at-least-one-of[quote]you walk-on the ice [unquote].

I say one or more instances of “ You walk on the ice ” .

I say “ You walk on the ice ” .

If an explicit ordinary number such as [re](#) were to appear, it would have to convey an exact expression, so

Example 6.37.

micusku re lu do cadzu le bislili'u
I express two-of[quote]you walk-on the ice [unquote].

means that I say the sentence exactly twice, neither more nor less.

6.7. Quantified descriptions

The following cmavo are discussed in this section:

piro PAthe whole of

pisu'o PAa part of

Like other sumti, descriptions can be quantified. When a quantifier appears before a description, it has the same meaning as one appearing before a non-description sumti: it specifies how many things, of all those referred to by the description, are being talked about in this particular bridi. Suppose that context tells us that *le gerku* refers to three dogs. Then we can say that exactly two of them are white as follows:

Example 6.38.

re le gerku cublabi
Two-of-the dogs are-white.

Two of the dogs are white.

When discussing descriptions, this ordinary quantifier is called an “outer quantifier”, since it appears outside the description. But there is another possible location for a quantifier: between the descriptor and the selbri. This quantifier is called an “inner quantifier”, and its meaning is quite different: it tells the listener how many objects the description selbri characterizes.

For example, the context of [Example 6.38](#) supposedly told us that *le gerku* referred to some three specific dogs. This assumption can be made certain with the use of an explicit inner quantifier:

Example 6.39.

re le ci gerku cublabi
Two-of-the three dogs are-white.

Two of the three dogs are white.

(As explained in the discussion of [Example 6.32](#), simple numbers like those in [Example 6.39](#) must be exact: it therefore follows that the third dog cannot be white.)

You may also specify an explicit inner quantifier and leave the outer quantifier implicit:

Example 6.40.

le ci gerku cublabi
The three dogs are-white.

The three dogs are white.

There are rules for each of the 11 descriptors specifying what the implicit values for the inner and outer quantifiers are. They are meant to provide sensible default values when context is absent, not necessarily to prescribe hard and fast rules. The following table lists the implicit values:

le :	<i>ro le su'o</i>	all of the at-least-one described as
lo :	<i>su'o lo ro</i>	at least one of all of those which really are
la :	<i>ro la su'o</i>	all of the at least one named
lei :	<i>pisu'o lei su'o</i>	some part of the mass of the at-least-one described as
loi :	<i>pisu'o loi ro</i>	some part of the mass of all those that really are
lai :	<i>pisu'o lai su'o</i>	some part of the mass of the at-least-one named
le'i :	<i>piro le'i su'o</i>	the whole of the set of the at-least-one described as
lo'i :	<i>piro lo'i ro</i>	the whole of the set of all those that really are
la'i :	<i>piro la'i su'o</i>	the whole of the set of the at-least-one named
le'e :	<i>ro le'e su'o</i>	all the stereotypes of the at-least-one described as
lo'e :	<i>su'o lo'e ro</i>	at least one of the types of all those that really are

When examined for the first time, this table looks dreadfully arbitrary. In fact, there are quite a few regularities in it. First of all, the la-series (that is, the descriptors [la](#), [lai](#), and [la'i](#)) and the le-series (that is, the descriptors [le](#), [lei](#), [le'i](#), and [le'e](#)) always have corresponding implicit quantifiers, so we may subsume the la-series under the le-series for the rest of this discussion: “le-series cmavo” will refer to both the le-series proper and to the la-series.

The rule for the inner quantifier is very simple: the lo-series cmavo (namely, [lo](#), [loi](#), [lo'i](#), and [lo'e](#)) all have an implicit inner quantifier of [ro](#), whereas the le-series cmavo all have an implicit inner quantifier of [su'o](#).

Why? Because lo-series descriptors always refer to all of the things which really fit into the x₁ place of the selbri. They are not restricted by the speaker's

intention. Descriptors of the *le*-series, however, are so restricted, and therefore talk about some number, definite or indefinite, of objects the speaker has in mind – but never less than one.

Understanding the implicit outer quantifier requires rules of greater subtlety. In the case of mass and set descriptors, a single rule suffices for each: reference to a mass is implicitly a reference to some part of the mass; reference to a set is implicitly a reference to the whole set. Masses and sets are inherently singular objects: it makes no sense to talk about two distinct masses with the same components, or two distinct sets with the same members. Therefore, the largest possible outer quantifier for either a set description or a mass description is [piro](#), the whole of it.

(Pedantically, it is possible that the mass of water molecules composing an ice cube might be thought of as different from the same mass of water molecules in liquid form, in which case we might talk about *re lei djacu*, two masses of the water-bits I have in mind.)

Why “ [pi-](#) ” ? It is the Lojban *cmavo* for the decimal point. Just as *pimu* means “.5”, and when used as a quantifier specifies a portion consisting of five tenths of a thing, [piro](#) means a portion consisting of the all-ness – the entirety – of a thing. Similarly, [pisu'o](#) specifies a portion consisting of at least one part of a thing, i.e. some of it.

Smaller quantifiers are possible for sets, and refer to subsets. Thus *pimu le'i nanmu* is a subset of the set of men I have in mind; we don't know precisely which elements make up this subset, but it must have half the size of the full set. This is the best way to say “ half of the men ” ; saying *pimu le nanmu* would give us a half-portion of one of them instead! Of course, the result of *pimu le'i nanmu* is still a set; if you need to refer to the individuals of the subset, you must say so (see [lu'a](#) in [Section 6.10](#)).

The case of outer quantifiers for individual descriptors (including [le](#), [lo](#), [la](#), and the typical descriptors [le'e](#) and [lo'e](#)) is special. When we refer to specific individuals with [le](#), we mean to refer to all of those we have in mind, so [ro](#) is appropriate as the implicit quantifier, just as it is appropriate for [do](#). Reference to non-specific individuals with [lo](#), however, is typically to only some of the objects which can be correctly described, and so [su'o](#) is the appropriate implicit quantifier, just as for quotations.

From the English-speaking point of view, the difference in structure between the following example using [le](#):

Example 6.41.

[ro] le ci gerku cu blabi
[All-of] those-described-as three dogs are-white.

The three dogs are white.

and the corresponding form with [lo](#) :

Example 6.42.

ci lo [ro] gerku cu blabi
Three-of-those-which-are [all] dogs are-white.

Three dogs are white.

looks very peculiar. Why is the number [ci](#) found as an inner quantifier in [Example 6.41](#) and as an outer quantifier in [Example 6.42](#) ? The number of dogs is the same in either case. The answer is that the [ci](#) in [Example 6.41](#) is part of the specification: it tells us the actual number of dogs in the group that the speaker has in mind. In [Example 6.42](#) , however, the dogs referred to by ... *lo gerku* are all the dogs that exist: the outer quantifier then restricts the number to three; which three, we cannot tell. The implicit quantifiers are chosen to avoid claiming too much or too little: in the case of [le](#) , the implicit outer quantifier [ro](#) says that each of the dogs in the restricted group is white; in the case of [lo](#) , the implicit inner quantifier simply says that three dogs, chosen from the group of all the dogs there are, are white.

Using exact numbers as inner quantifiers in lo-series descriptions is dangerous, because you are stating that exactly that many things exist which really fit the description. So examples like

Example 6.43.

[so'o] lo ci gerku cu blabi
[some-of]those-which-really-are three dogs are-white.

are semantically anomalous; [Example 6.43](#) claims that some dog (or dogs) is white, but also that there are just three dogs in the universe!

Nevertheless, inner quantifiers are permitted on [lo](#) descriptors for consistency's sake, and may occasionally be useful.

Note that the inner quantifier of [le](#) , even when exact, need not be truthful: *le ci nanmu* means " what I describe as three men " , not " three of what I describe as men " . This follows from the rule that what is described by a [le](#) description

selbri. (In this chapter, the selbri have always been single gismu, but of course any selbri, however complex, can be employed in a description. The syntax and semantics of selbri are explained in [Chapter 5](#).) In the intervening sections, inner and outer quantifiers have been added to the syntax. Now it is time to discuss a description of a radically different kind: the sumti-based description.

A sumti-based description has a sumti where the selbri would normally be, and the inner quantifier is required – it cannot be implicit. An outer quantifier is permitted but not required.

A full theory of sumti-based descriptions has yet to be worked out. One common case, however, is well understood. Compare the following:

Example 6.46.

re do cunanmu
Two-of-you are-men.

Example 6.47.

le re do cunanmu
The two-of-you are-men.

[Example 6.46](#) simply specifies that of the group of listeners, size unknown, two are men. [Example 6.47](#), which has the sumti-based description *le re do*, says that of the two listeners, all (the implicit outer quantifier *ro*) are men. So in effect the inner quantifier *re* gives the number of individuals which the inner sumti *do* refers to.

Here is another group of examples:

Example 6.48.

re le ci cribe cubunre
Two-of-the three bears are-brown.

Example 6.49.

le re le ci cribe cubunre
The two-of-the three bears are-brown.

Example 6.50.

pa le re le ci cribe cubunre
One-of-the-two-of-the-three bears is-brown.

In each case, *le ci cribe* restricts the bears (or alleged bears) being talked of to some group of three which the speaker has in mind. [Example 6.48](#) says that two of them (which two is not stated) are brown. [Example 6.49](#) says that a specific pair of them are brown. [Example 6.50](#) says that of a specific pair chosen from the original three, one or the other of that pair is brown.

6.10. sumti qualifiers

The following cmavo are discussed in this section:

la'e LAhE something referred to by

lu'e LAhE a reference to

tu'a LAhE an abstraction involving

lu'a LAhE an individual/member/component of

lu'i LAhE a set formed from

lu'o LAhE a mass formed from

vu'i LAhE a sequence formed from

na'ebo NAhE+BO something other than

to'ebo NAhE+BO the opposite of

no'ebo NAhE+BO the neutral form of

je'abo NAhE+BO that which indeed is

lu'u LUhU elidable terminator for LAhE and NAhE+BO

Well, that's quite a list of cmavo. What are they all about?

The above cmavo and compound cmavo are called the “ sumti qualifiers ” . All of them are either single cmavo of selma'o LAhE, or else compound cmavo involving a scalar negation cmavo of selma'o NAhE immediately followed by *bo* of selma'o BO. Syntactically, you can prefix a sumti qualifier to any sumti and produce another simple sumti. (You may need to add the elidable terminator *lu'u* to show where the qualified sumti ends.)

Semantically, sumti qualifiers represent short forms of certain common special cases. Suppose you want to say “ I see 'The Red Pony' ” , where “ The Red Pony ” is the title of a book. How about:

Example 6.51.

miviskalu le xunre cmaxirma li'u
I see [quote]thered small-horse[unquote].

But [Example 6.51](#) doesn't work: it says that you see a piece of text “ The Red Pony ” . That might be all right if you were looking at the cover of the book, where the words “ The Red Pony ” are presumably written. (More precisely, where the words *le xunre cmaxirma* are written – but we may suppose the book has been translated into Lojban.)

What you really want to say is:

Example 6.52.

miviskale selsinxax
I see thething-represented-by
belu le xunre cmaxirma li'u
[quote]thered small-horse[unquote].

The x₂ place of *selsinxax* (the x₁ place of *sinxax*) is a sign or symbol, and the x₁ place of *selsinxax* (the x₂ place of *sinxax*) is the thing represented by the sign. [Example 6.52](#) allows us to use a symbol (namely the title of a book) to represent the thing it is a symbol of (namely the book itself).

This operation turns out to be needed often enough that it's useful to be able to say:

Example 6.53.

miviskala'e lu le xunrecmaxirma li'u [lu'u]
I see the-referent-of[quote]the red small-horse[unquote]-.

So when *la'e* is prefixed to a sumti referring to a symbol, it produces a sumti referring to the referent of that symbol. (In computer jargon, *la'e* dereferences a pointer.)

By introducing a sumti qualifier, we correct a false sentence ([Example 6.51](#)), which too closely resembles its literal English equivalent, into a true sentence ([Example 6.53](#)), without having to change it overmuch; in particular, the structure remains the same. Most of the uses of sumti qualifiers are of this general kind.

The sumti qualifier *lu'e* provides the converse operation: it can be prefixed to a sumti referring to some thing to produce a sumti referring to a sign or symbol for the thing. For example,

Example 6.54.

mipu cusku lu'e le vi cukta
I [past]express a-symbol-for the nearby book.

I said the title of this book.

The equivalent form not using a sumti qualifier would be:

Example 6.55.

mipu cusku le sinxa bele vi cukta
I [past]express the symbol-for the nearby book.

which is equivalent to [Example 6.54](#) , but longer.

The other sumti qualifiers follow the same rules. The cmavo *tu'a* is used in forming abstractions, and is explained more fully in [Section 11.10](#) . The triplet *lu'a* , *lu'i* , and *lu'o* convert between individuals, sets, and masses; *vu'i* belongs to this group as well, but creates a sequence, which is similar to a set but has a definite order. (The set of John and Charles is the same as the set of Charles and John, but the sequences are different.) Here are some examples:

the so-called “ free modifiers ” of Lojban, along with subscripts, parentheses, and various other constructs explained in [Chapter 19](#). They can be placed after many, but not all, constructions of the grammar: in general, after any elidable terminator (which, however, must not then be elided!), at the beginnings and ends of sentences, and in many other places.

The purpose of a vocative phrase is to indicate who is being addressed, or to indicate to that person that he or she ought to be listening. A vocative phrase begins with a cmavo of selma'o COI or DOI, all of which are explained in more detail in [Section 13.14](#). Sometimes that is all there is to the phrase:

Example 6.62.

coi
[greetings]

Hello.

Example 6.63.

je'e
[acknowledgement]

Uh-huh.

Roger!

In these cases, the person being addressed is obvious from the context. However, a vocative word (more precisely, one or more cmavo of COI, possibly followed by [doi](#), or else just [doi](#) by itself) can be followed by one of several kinds of phrases, all of which are intended to indicate the addressee. The most common case is a cmevla (name-word):

Example 6.64.

coi .djan.
[greetings]John.

Hello, John.

Using [doi](#) instead is like just saying someone's name to attract his or her attention:

Example 6.65.

doi.djan.
O John.

John!

In place of a *cmevla*, a description may appear, lacking its descriptor, which is understood to be [le](#):

Example 6.66.

coi xunre pastu nixli
Hello, (red-type-of dress)-type-of girl.

Hello, girl with the red dress!

The listener need not really be a *xunre pastu nixli*, as long as she understands herself correctly from the description. (Actually, only a bare *selbri* can appear; explicit quantifiers are forbidden in this form of vocative, so the implicit quantifiers *su'o le ro* are in effect.)

Finally, a complete *sumti* may be used, the most general case.

Example 6.67.

co'o la .bab..e la .noras.
[partings]that-named Bob and that-named Nora.

Goodbye, Bob and Nora.

[Example 6.66](#) is thus the same as:

Example 6.68.

coi le xunre pastu nixli
Hello, the-one-described-as (red-type-of dress)-type-of girl!

and [Example 6.65](#) is the same as:

Example 6.69.

doila .djan.
O that-namedJohn!

Finally, the elidable terminator for vocative phrases is *do'u* (of selma'o DOhU), which is rarely needed except when a simple vocative word is being placed somewhere within a bridi. It may also be required when a vocative is placed between a sumti and its relative clause, or when there are a sequence of so-called “ free modifiers ” (vocatives, subscripts, utterance ordinals – see [Chapter 18](#) – metalinguistic comments – see [Section 19.12](#) – or reciprocals – see [Chapter 19](#)) which must be properly separated.

The meaning of a vocative phrase that is within a sentence is not affected by its position in the sentence: thus [Example 6.70](#) and [Example 6.71](#) mean the same thing:

Example 6.70.

doi.djan.ko klama mi
O John you [imperative]go-to me.

John, come to me!

Example 6.71.

ko klama mi doi.djan.
You [imperative]go-to meO John.

Come to me, John!

As usual for this chapter, the full syntax of vocative phrases has not been explained: relative clauses, discussed in [Chapter 8](#) , make for more possibilities.

6.12. Lojban names

Names have been used freely as sumti throughout this chapter without too much

explanation. The time for the explanation has now come.

First of all, there are two different kinds of things usually called “ names ” when talking about Lojban. The naming predicates of [Section 6.2](#) are just ordinary predicates which are being used in a special sense. In addition, though, there is a class of Lojban words which are used only to name things: these can be recognized by the fact that they end in a consonant and are surrounded by pauses. Some examples:

Example 6.72.

.djan. .meris. .djein. .alis.
John. Mary. Jane. Alice.

Names of this kind have two basic uses in Lojban: when used in a vocative phrase (see [Section 6.11](#)) they indicate who the listener is or should be. When used with a descriptor of selma'o LA, namely *la*, *lai*, or *la'i*, they form sumti which refer to the persons or things known by the name.

Example 6.73.

la .djonz. klamale zarci
Those-namedJones go-to thestore.

The Joneses go to-the store.

Example 6.74.

lai .djonz. klama le zarci
The-mass-of-those-namedJones goes-to thestore.

The Joneses go to the store.

In [Example 6.73](#), the significance is that all the persons (perhaps only one) I mean to refer to by the name *.djonz.* are going to the store. In [Example 6.74](#), the Joneses are massified, and only some part of them needs to be going. Of course, by *.djonz.* I can mean whomever I want: that person need not use the name *.djonz.* at all.

The sumti in [Example 6.73](#) and [Example 6.74](#) operate exactly like the similar uses of *la* and *lai* in [Example 6.10](#) and [Example 6.21](#) respectively. The only difference is that these descriptors are followed by Lojban name-words (i.e. *cmevla*). And in

fact, the only difference between descriptors of selma'o LA (these three) and of selma'o LE (all the other descriptors) is that the former can be followed by name-words, whereas the latter cannot.

Unless some other rule prevents it (such as the rule that [zo](#) is always followed by a single word, which is quoted), multiple name-words may appear wherever one name-word is permitted, each with its terminating pause:

Example 6.75.

doi.djan. .pol. .djonz.le bloti cu klama fi la .niuport. .niuz.
O John Paul Jones the boat goes from-that-named Newport News.

John Paul Jones, the boat comes (to somewhere) from Newport News.

A name-word may not contain any consonant combination that is illegal in Lojban words generally: the “ impermissible consonant clusters ” of Lojban morphology (explained in [Section 3.6](#)). Thus *.djeimz.* is not a valid version of “ James ” (because *mz* is invalid): *djeimyz* will suffice.

Names may be borrowed from other languages or created arbitrarily. Another common practice is to use one or more rafsi, arranged to end with a consonant, to form a name: thus the rafsi *loj-* for [logji](#) (logical) and *ban-* for [bangu](#) (language) unite to form the name of this language:

Example 6.76.

.lojban.

Lojban

When borrowing names from another language which end in a vowel, or when turning a Lojban brivla (all of which end in vowels) into a cmevla, the vowel may be removed or an arbitrary consonant added. It is common (but not required) to use the consonants *s* or *n* when borrowing vowel-final names from English; speakers of other languages may wish to use other consonant endings.

The implicit quantifier for name sumti of the form [la](#) followed by a cmevla (name-word) is [su'o](#), just as for [la](#) followed by a selbri.

6.13. Pro-sumti summary

The Lojban pro-sumti are the cmavo of selma'o KOhA. They fall into several classes: personal, definable, quantificational, reflexive, back-counting, indefinite, demonstrative, metalinguistic, relative, question. More details are given in [Chapter 7](#); this section mostly duplicates information found there, but adds material on the implicit quantifier of each pro-sumti.

The following examples illustrate each of the classes. Unless otherwise noted below, the implicit quantification for pro-sumti is *ro* (all). In the case of pro-sumti which refer to other sumti, the *ro* signifies “ all of those referred to by the other sumti ” : thus it is possible to restrict, but not to extend, the quantification of the other sumti.

Personal pro-sumti (*mi*, *do*, *mi'o*, *mi'a*, *ma'a*, *do'o*, *ko*) refer to the speaker or the listener or both, with or without third parties:

Example 6.77.

mi pramido
I love you.

The personal pro-sumti may be interpreted in context as either representing individuals or masses, so the implicit quantifier may be *pisu'o* rather than *ro*: in particular, *mi'o*, *mi'a*, *ma'a*, and *do'o* specifically represent mass combinations of the individuals (you and I, I and others, you and I and others, you and others) that make them up.

Definable pro-sumti (*ko'a*, *ko'e*, *ko'i*, *ko'o*, *ko'u*, *fo'a*, *fo'e*, *fo'i*, *fo'o*, *fo'u*) refer to whatever the speaker has explicitly made them refer to. This reference is accomplished with *goi* (of selma'o GOI), which means “ defined-as ” .

Example 6.78.

le cribegoi ko'acuxekri .iko'acitkale smacu
The bear defined-as it-1 is-black. It-1 eats the mouse.

Quantificational pro-sumti (*da*, *de*, *di*) are used as variables in bridi involving predicate logic:

Example 6.79.

ro da poi prenu
All somethings-1 which are-persons

cupramipa de poi finpe
love one something-2 which is-a-fish.

All persons love a fish (each his/her own).

(This is not the same as “ All persons love a certain fish ” ; the difference between the two is one of quantifier order.) The implicit quantification rules for quantificational pro-sumti are particular to them, and are discussed in detail in [Chapter 16](#). Roughly speaking, the quantifier is [su'o](#) (at least one) when the pro-sumti is first used, and [ro](#) (all) thereafter.

Reflexive pro-sumti ([vo'a](#), [vo'e](#), [vo'i](#), [vo'o](#), [vo'u](#)) refer to the same referents as sumti filling other places in the same bridi, with the effect that the same thing is referred to twice:

Example 6.80.

le cribecubatcivo'a
The bear bites what-is-in-the-x₁ -place.

The bear bites itself.

Back-counting pro-sumti ([ri](#), [ra](#), [ru](#)) refer to the referents of previous sumti counted backwards from the pro-sumti:

Example 6.81.

miklamala .frankfurt.ri
I go-to that-named Frankfurt from-the-referent-of-the-last-sumti

I go from Frankfurt to Frankfurt (by some unstated route).

Indefinite pro-sumti ([zo'e](#), [zu'i](#), [zi'o](#)) refer to something which is unspecified:

Example 6.82.

miklamala .frankfurt.
I go-to that-named Frankfurt
zo'e zo'e zo'e
from-unspecified via-unspecified by-means-unspecified.

I see the cat(s) made of plastic.

The question pro-sumti ([ma](#)) is used to ask questions which request the listener to supply a sumti which will make the question into a truth:

Example 6.86.

do klama ma
Yougo-to what-sumti?

Where are you going?

The implicit quantifier for the question pro-sumti is [su'o](#) (at least one), because the listener is only being asked to supply a single answer, not all correct answers.

In addition, sequences of lerfu words (of selma'o BY and related selma'o) can also be used as definable pro-sumti.

6.14. Quotation summary

There are four kinds of quotation in Lojban: text quotation, words quotation, single-word quotation, non-Lojban quotation. More information is provided in [Chapter 19](#).

Text quotations are preceded by [lu](#) and followed by [li'u](#), and are an essential part of the surrounding text: they must be grammatical Lojban texts.

Example 6.87.

micuskulu mi'e .djan. li'u
I say the-text [quote]I-amJohn [unquote].

I say " I'm John " .

Words quotations are quotations of one or more Lojban words. The words need not mean anything, but they must be morphologically valid so that the end of the quotation can be discerned.

Example 6.88.

micuskulo'u li mi le'u
I say the-words [quote]li mi [unquote].

I say “ li mi ” .

Note that the translation of [Example 6.88](#) does not translate the Lojban words, because they are not presumed to have any meaning (in fact, they are ungrammatical).

Single-word quotation quotes a single Lojban word. Compound cmavo are not allowed.

Example 6.89.

micuskuzo .ai
I say the-word [.ai](#) .

Non-Lojban quotation can quote anything, Lojban or not, even non-speech such as drum talk, whistle words, music, or belching. A Lojban word which does not appear within the quotation is used before and after it to set it off from the surrounding Lojban text.

Example 6.90.

micusku zoi .kuot. I'm John .kuot.
I express[non-Lojban] < I'm John > .

I say “ I'm John ” .

The implicit quantifier for all types of quotation is [su'o](#) (at least one), because quotations are analogous to [lo](#) descriptions: they refer to things which actually are words or sequences of words.

6.15. Number summary

The sumti which refer to numbers consist of the cmavo [li](#) (of selma'o LI) followed by an arbitrary Lojban mekso, or mathematical expression. This can be anything from a simple number up to the most complicated combination of numbers, variables, operators, and so on. Much more information on numbers is given in [Chapter 18](#). Here are a few examples of increasing complexity:

Example 6.91.

li vo
the-numberfour
4

Example 6.92.

li re su'i re
the-number two plus two
2 + 2

Example 6.93.

li .abu bi'epi'ixy. bi'ete'a resu'i by. bi'epi'ixy. su'i cy.
the-number a times x to-power 2 plus b times x plus c
 $ax^2 + bx + c$

An alternative to *li* is *me'o*, also of selma'o LI. Number expressions beginning with *me'o* refer to the actual expression, rather than its value. Thus [Example 6.91](#) and [Example 6.92](#) above have the same meaning, the number four, whereas

Example 6.94.

me'o vo
the-expression four

“ 4 ”

and

Example 6.95.

me'o re su'i re
the-expression two plus two

“ 2+2 ”

refer to different pieces of text.

The implicit quantifier for numbers and mathematical expressions is *su'o*, because these sumti are analogous to *lo* descriptions: they refer to things which actually are numbers or pieces of text. In the case of numbers (with *li*), this is a distinction without a difference, as there is only one number which is 4; but there are many texts “ 4 ”, as many as there are documents in which that numeral appears.

Chapter 7. Brevity is the soul of language: pro-sumti and pro-bridi

The picture for chapter 7

7.1. What are pro-sumti and pro-bridi? What are they for?

Speakers of Lojban, like speakers of other languages, require mechanisms of abbreviation. If every time we referred to something, we had to express a complete description of it, life would be too short to say what we have to say. In English, we have words called “ pronouns ” which allow us to replace nouns or noun phrases with shorter terms. An English with no pronouns might look something like this:

Example 7.1.

Speakers of Lojban, like speakers of other languages, require mechanisms of abbreviation. If every time speakers of Lojban referred to a thing to which speakers of Lojban refer, speakers of Lojban had to express a complete description of what speakers of Lojban referred to, life would be too short to say what speakers of Lojban have to say.

Speakers of this kind of English would get mightily sick of talking. Furthermore, there are uses of pronouns in English which are independent of abbreviation. There is all the difference in the world between:

Example 7.2.

John picked up a stick and shook it.

and

Example 7.3.

John picked up a stick and shook a stick.

[Example 7.3](#) does not imply that the two sticks are necessarily the same, whereas [Example 7.2](#) requires that they are.

In Lojban, we have sumti rather than nouns, so our equivalent of pronouns are called by the hybrid term “ pro-sumti ” . A purely Lojban term would be *sumti cmavo* : all of the pro-sumti are cmavo belonging to selma'o KOhA. In exactly the same way, Lojban has a group of cmavo (belonging to selma'o GOhA) which serve as selbri or full bridi. These may be called “ pro-bridi ” or *bridi cmavo* . This chapter explains the uses of all the members of selma'o KOhA and GOhA. They fall into a number of groups, known as series: thus, in selma'o KOhA, we have among others the mi-series, the ko'a-series, the da-series, and so on. In each section, a series of pro-sumti is explained, and if there is a corresponding series of pro-bridi, it is explained and contrasted. Many pro-sumti series don't have pro-bridi analogues, however.

A few technical terms: The term “ referent ” means the thing to which a pro-sumti (by extension, a pro-bridi) refers. If the speaker of a sentence is James, then the referent of the word “ I ” is James. On the other hand, the term “ antecedent ” refers to a piece of language which a pro-sumti (or pro-bridi) implicitly repeats. In

Example 7.4.

John loves himself

the antecedent of “ himself ” is “ John ” : not the person, but a piece of text (a name, in this case). John, the person, would be the referent of “ himself ” . Not all pro-sumti or pro-bridi have antecedents, but all of them have referents.

7.2. Personal pro-sumti: the mi-series

The following cmavo are discussed in this section:

mi KOhA mi-series I, me

do KOhA mi-series you

mi'o KOhA mi-series you and I

mi'a KOhA mi-series I and others, we but not you

ma'a KOhA mi-series you and I and others

do'o KOhA mi-series you and others

ko KOhA mi-series you-imperative

The mi-series of pro-sumti refer to the speaker, the listener, and others in various combinations. *mi* refers to the speaker and perhaps others for whom the speaker speaks; it may be a Lojbanic mass. *do* refers to the listener or listeners. Neither *mi* nor *do* is specific about the number of persons referred to; for example, the foreman of a jury may refer to the members of the jury as *mi*, since in speaking officially he represents all of them.

The referents of *mi* and *do* are usually obvious from the context, but may be assigned by the vocative words of selma'o COI, explained in [Section 13.14](#). The vocative *mi'e* assigns *mi*, whereas all of the other vocatives assign *do*.

Example 7.5.

mi'e .djan. doi. frank. mi cusku lu mibajrali'u do
I-am John, O Frank, I express[quote]I run [unquote]to you

I am John, Frank; I tell you " I run " .

The cmavo *mi'o*, *mi'a*, *ma'a*, and *do'o* express various combinations of the speaker and/or the listener and/or other people:

- *mi'o* includes only the speaker and the listener but no one else;
- *mi'a* includes the speaker and others but excludes the listener;
- *do'o* includes the listener and others but excludes the speaker;

- *ma'a* includes all three: speaker, listener, others.

All of these pro-sumti represent masses. For example, *mi'o* is the same as *mi joi do* the mass of me and you considered jointly.

In English, “ we ” can mean *mi* or *mi'o* or *mi'a* or even *ma'a*, and English-speakers often suffer because they cannot easily distinguish *mi'o* from *mi'a*:

Example 7.6.

We're going to the store.

Does this include the listener or not? There's no way to be sure.

Finally, the cmavo *ko* is logically equivalent to *do*: its referent is the listener. However, its use alters an assertion about the listener into a command to the listener to make the assertion true:

Example 7.7.

do klamale zarci
You go-to the store.

becomes:

Example 7.8.

ko klamale zarci
You [imperative] go-to the store.

Make “ you go to the store ” true!

Go to the store!

In English, the subject of a command is omitted, but in Lojban, the word *ko* must be used. However, *ko* does not have to appear in the x 1 place:

Example 7.9.

mi viska ko
I see you-[imperative]

Make “ I see you ” true!

Be seen by me!

In [Example 7.9](#), it is necessary to make the verb passive in English in order to convey the effect of *ko* in the x₂ place. Indeed, *ko* does not even have to be a sumti of the main bridi:

Example 7.10.

miviskale prenu poi pramiko
I see thepersonthatloves you-[imperative]

Make “ I see the person that loves you ” true!

Be such that the person who loves you is seen by me!

Show me the person who loves you!

As mentioned in [Section 7.1](#), some pro-sumti series have corresponding pro-bridi series. However, there is no equivalent of the mi-series among pro-bridi, since a person isn't a relationship.

7.3. Demonstrative pro-sumti: the ti-series

The following cmavo are discussed in this section:

ti KOhA ti-series this here, a nearby object

ta KOhA ti-series that there, a medium-distant object

tu KOhA ti-series that yonder, a far-distant object

It is often useful to refer to things by pointing to them or by some related non-

linguistic mechanism. In English, the words “ this ” and “ that ” serve this function among others: “ this ” refers to something pointed at that is near the speaker, and “ that ” refers to something further away. The Lojban pro-sumti of the ti-series serve the same functions, but more narrowly. The cmavo [ti](#), [ta](#), and [tu](#) provide only the pointing function of “ this ” and “ that ”; they are not used to refer to things that cannot be pointed at.

There are three pro-sumti of the ti-series rather than just two because it is often useful to distinguish between objects that are at more than two different distances. Japanese, among other languages, regularly does this. Until the 16th century, English did too; the pronoun “ that ” referred to something at a medium distance from the speaker, and the now-archaic pronoun “ yon ” to something far away.

In conversation, there is a special rule about [ta](#) and [tu](#) that is often helpful in interpreting them. When used contrastingly, [ta](#) refers to something that is near the listener, whereas [tu](#) refers to something far from both speaker and listener. This makes for a parallelism between [ti](#) and [mi](#), and [ta](#) and [do](#), that is convenient when pointing is not possible; for example, when talking by telephone. In written text, on the other hand, the meaning of the ti-series is inherently vague; is the writer to be taken as pointing to something, and if so, to what? In all cases, what counts as “ near ” and “ far away ” is relative to the current situation.

It is important to distinguish between the English pronoun “ this ” and the English adjective “ this ” as in “ this boat ”. The latter is not represented in Lojban by [ti](#):

Example 7.11.

le ti bloti
the this boat

does not mean “ this boat ” but rather “ this one's boat ”, “ the boat associated with this thing ”, as explained in [Section 8.7](#). A correct Lojban translation of [Example 7.11](#) is

Example 7.12.

le vi bloti
the here boat

the nearby boat

using a spatial tense before the selbri [bloti](#) to express that the boat is near the speaker. (Tenses are explained in full in [Chapter 10](#).) Another correct translation

would be:

Example 7.13.

ti noi bloti
this-thing which-incidentally is-a-boat

There are no demonstrative pro-bridi to correspond to the ti-series: you can't point to a relationship.

7.4. Utterance pro-sumti: the di'u-series

The following cmavo are discussed in this section:

di'u KOhA di'u-series the previous utterance

de'u KOhA di'u-series an earlier utterance

da'u KOhA di'u-series a much earlier utterance

di'e KOhA di'u-series the next utterance

de'e KOhA di'u-series a later utterance

da'e KOhA di'u-series a much later utterance

dei KOhA di'u-series this very utterance

do'i KOhA di'u-series some utterance

The cmavo of the di'u-series enable us to talk about things that have been, are being, or will be said. In English, it is normal to use “ this ” and “ that ” for this (indeed, the immediately preceding “ this ” is an example of such a usage):

Example 7.14.

You don't like cats.

That is untrue.

Here “ that ” does not refer to something that can be pointed to, but to the preceding sentence “ You don't like cats ” . In Lojban, therefore, [Example 7.14](#) is rendered:

Example 7.15.

do na nelciloj mlatu
You(Not!)like the-mass-of-cats
.idi'u jitfa jufra
. The-previous-utterance-is-a-false-sentence.

Using [ta](#) instead of [di'u](#) would cause the listener to look around to see what the speaker of the second sentence was physically pointing to.

As with [ti](#), [ta](#) and [tu](#) the cmavo of the di'u-series come in threes: a close utterance, a medium-distance utterance, and a distant utterance, either in the past or in the future. It turned out to be impossible to use the *i / a / u* vowel convention of the demonstratives in [Section 7.3](#) without causing collisions with other cmavo, and so the di'u-series has a unique *i / e / a* convention in the first vowel of the cmavo.

Most references in speech are to the past (what has already been said), so [di'e](#), [de'e](#) and [da'e](#) are not very useful when speaking. In writing, they are frequently handy:

Example 7.16.

la .saimn.cusku di'e
That-named-Simon expresses-the-following-utterance.

Simon says:

[Example 7.16](#) would typically be followed by a quotation. Note that although presumably the quotation is of something Simon has said in the past, the quotation utterance itself would appear after [Example 7.16](#) and so [di'e](#) is appropriate.

The remaining two cmavo, [dei](#) and [do'i](#) refer respectively to the very utterance that the speaker is uttering, and to some vague or unspecified utterance uttered by someone at some time:

Example 7.17.

dei jetnu jufra
This-utterance is-a-true sentence.

What I am saying (at this moment) is true.

Example 7.18.

do'i jetnu jufra
Some-utterance is-a-true sentence.

That's true (where " that " is not necessarily what was just said).

The cmavo of the di'u-series have a meaning that is relative to the context. The referent of *dei* in the current utterance is the same as the referent of *di'u* in the next utterance. The term " utterance " is used rather than " sentence " because the amount of speech or written text referred to by any of these words is vague. Often, a single bridji is intended, but longer utterances may be thus referred to.

Note one very common construction with *di'u* and the cmavo *la'e* (of selma'o LAhE; see [Section 6.10](#)) which precedes a sumti and means " the thing referred to by (the sumti) " :

Example 7.19.

mipramila .djein..i minelcila'e di'u
I love that-namedJane. AndI like the-referent-ofthe-last-utterance.

I love Jane, and I like that.

The effect of *la'e di'u* in [Example 7.19](#) is that the speaker likes, not the previous sentence, but rather the state of affairs referred to by the previous sentence, namely his loving Jane. This cmavo compound is often written as a single word: *la'edi'u*. It is important not to mix up *di'u* and *la'edi'u*, or the wrong meaning will generally result:

Example 7.20.

mipramila .djein..i minelci di'u

I love that-namedJane. AndI like the-last-utterance.

says that the speaker likes one of his own sentences.

There are no pro-bridi corresponding to the di'u-series.

7.5. Assignable pro-sumti and pro-bridi: the ko'a-series and the broda-series

The following cmavo and gismu are discussed in this section:

ko'a KOhA ko'a-series it-1

ko'e KOhA ko'a-series it-2

ko'i KOhA ko'a-series it-3

ko'o KOhA ko'a-series it-4

ko'u KOhA ko'a-series it-5

fo'a KOhA ko'a-series it-6

fo'e KOhA ko'a-series it-7

fo'i KOhA ko'a-series it-8

fo'o KOhA ko'a-series it-9

fo'u KOhA ko'a-series it-10

broda BRIVLAbroda-series is-thing-1

brode BRIVLAbroda-series is-thing-2

brodi BRIVLAbroda-series is-thing-3

brodo BRIVLAbroda-series is-thing-4

brodu BRIVLAbroda-series is-thing-5

goi GOI pro-sumti assignment

cei CEI pro-brididi assignment

The discussion of personal pro-sumti in [Section 7.2](#) may have seemed incomplete. In English, the personal pronouns include not only “ I ” and “ you ” but also “ he ” , “ she ” , “ it ” , and “ they ” . Lojban does have equivalents of this latter group: in fact, it has more of them than English does. However, they are organized and used very differently.

There are ten cmavo in the ko'a-series, and they may be assigned freely to any sumti whatsoever. The English word “ he ” can refer only to males, “ she ” only to females (and ships and a few other things), “ it ” only to inanimate things, and “ they ” only to plurals; the cmavo of the ko'a-series have no restrictions at all. Therefore, it is almost impossible to guess from the context what ko'a-series cmavo might refer to if they are just used freely:

Example 7.21.

la .alis. klama le zarci. iko'ablanu
That-named Alice goes-to the store. It-1 is-blue.

The English gloss “ it-1 ” plus knowledge about the real world, would tend to make English-speakers believe that *ko'a* refers to the store; in other words, that its antecedent is *le zarci* . To a Lojbanist, however, *la .alis.* is just as likely an antecedent, in which case [Example 7.21](#) means that Alice, not the store, is blue.

To avoid this pitfall, Lojban employs special syntax, using the cmavo [goi](#) :

Example 7.22.

la .alis. klama le zarci
That-named Alice goes-to the store
.iko'a goi la .alis. cublanu
. It-1, also-known-as that-named Alice, is-blue.

Syntactically, *goi la .alis.* is a relative phrase (relative phrases are explained in [Chapter 8](#)). Semantically, it says that *ko'a* and *la .alis.* refer to the same thing, and furthermore that this is true because *ko'a* is being defined as meaning *la .alis.* . It is equally correct to say:

Example 7.23.

la .alis. klama le zarci
That-named Alice goes-to the store
.ila .alis. goi ko'a cublanu
. That-named Alice, also-known-as it-1, is-blue.

in other words, *goi* is symmetrical. There is a terminator, *ge'u* (of selma'o GEhU), which is almost always elidable. The details are in [Section 8.3](#).

The afterthought form of *goi* shown in [Example 7.22](#) and [Example 7.23](#) is probably most common in speech, where we do not know until part way through our utterance that we will want to refer to Alice again. In writing, though, *ko'a* may be assigned at the point where Alice is first mentioned. An example of this forethought form of *goi* is:

Example 7.24.

la .alis. goi ko'aklama le zarci .iko'a cublanu
That-named Alice, also-known-as it-1, goes-to the store. It-1 is-blue.

Again, *ko'a goi la .alis.* would have been entirely acceptable in [Example 7.24](#). This last form is reminiscent of legal jargon: “ The party of the first part, hereafter known as Buyer, ... ” .

Just as the *ko'a*-series of pro-sumti allows a substitute for a sumti which is long or complex, or which for some other reason we do not want to repeat, so the *broda*-series of pro-bridi allows a substitute for a selbri or even a whole bridi:

Example 7.25.

ti slasi je mlatu bo cidja lante gacri cei broda .i le crino broda cu barda .i le xunre broda cu cmalu

These are plastic cat-food can covers or thingies. The green thingy is large. The red thingy is small.


The pro-bridi *broda* has as its antecedent the selbri *slasi je mlatu bo cidja lante gacri* . The cmavo *cei* performs the role of *goi* in assigning *broda* to this long phrase, and *broda* can then be used just like any other brivla. (In fact, *broda* and its relatives actually *are* brivla: they are gismu in morphology, although they behave exactly like the members of selma'o GOhA. The reasons for using gismu rather than cmavo are buried in the Loglan Project's history.)

Note that pro-bridi are so called because, even though they have the grammar of selbri, their antecedents are whole bridi. In the following rather contrived example, the antecedent of *brode* is the whole bridi *mi klama le zarci* :

Example 7.26.


miklamacei brode le zarci .ido brode
I go-to (which-is claim-1) the store. You claim-1.

I go to the store. You, too.

In the second bridi, *do brode* means *do klama le zarci*  because *brode* carries the x 2 sumti of *mi klama le zarci* along with it. It also potentially carries the x 1 sumti as well, but the explicit x 1 sumti *do* overrides the *mi* of the antecedent bridi. Similarly, any tense or negation that is present in the antecedent is also carried, and can be overridden by explicit tense or negation cmavo on the pro-bridi. These rules hold for all pro-bridi that have antecedents.

Another use of *broda* and its relatives, without assignment, is as “ sample gismu ” :

Example 7.27.

broda  kebrode brodi
a thing-1 type-of(thing-2 type-of thing-3)

represents an abstract pattern, a certain kind of tanru. (Historically, this use was

the original one.)

As is explained in [Section 17.9](#), the words for Lojban letters, belonging to selma'o BY and certain related selma'o, are also usable as assignable pro-sumti. The main difference between letter pro-sumti and ko'a-series pro-sumti is that, in the absence of an explicit assignment, letters are taken to refer to the most recent name or description sumti beginning with the same letter (excluding the article):

Example 7.28.

miviskale gerku.igy.cusku zo .arf.
I see the dog . D expresses the word " Arf! "

The Lojban word *gerku* begins with *g*, so the antecedent of *gy*, the cmavo for the letter *g*, must be *le gerku*. In the English translation, we use the same principle to refer to the dog as " D ". Of course, in case of ambiguity, *goi* can be used to make an explicit assignment.

Furthermore, *goi* can even be used to assign a name:

Example 7.29.

le ninmu goi la .sam.cuklama le zarci
The woman also-known-as that-named Sam goes to the store.

The woman, whom I'll call Sam, goes to the store.

This usage does not imply that the woman's name is Sam, or even that the speaker usually calls the woman " Sam ". " Sam " is simply a name chosen, as if at random, for use in the current context only.

7.6. Anaphoric pro-sumti and pro-bridi: the ri-series and the go'i-series

The following cmavo are discussed in this section:

ri KOhA ri-series (repeats last sumti)

ra KOhA ri-series (repeats previous sumti)

ru KOhA ri-series (repeats long-ago sumti)

go'i GOhAgo'i-series (repeats last bridi)

go'a GOhAgo'i-series (repeats previous bridi)

go'u GOhAgo'i-series (repeats long-ago bridi)

go'e GOhAgo'i-series (repeats last-but-one bridi)

go'o GOhAgo'i-series (repeats future bridi)

nei GOhAgo'i-series (repeats current bridi)

no'a GOhAgo'i-series (repeats outer bridi)

ra'o RAhO pro-cmavo update

The term “ anaphora ” literally means “ repetition ” but is used in linguistics to refer to pronouns whose significance is the repetition of earlier words, namely their antecedents. Lojban provides three pro-sumti anaphora, *ri*, *ra*, and *ru*; and three corresponding pro-bridi anaphora, *go'i*, *go'a*, and *go'u*. These cmavo reveal the same vowel pattern as the ti-series, but the “ distances ” referred to are not physical distances, but distances from the anaphoric cmavo to its antecedent.

The cmavo *ri* is the simplest of these; it has the same referent as the last complete sumti appearing before the *ri*:

Example 7.30.

la .alis. sipna ne'ile ri kumfa
That-named Alice sleeps in the of-[repeat-last-sumti] room.

Alice sleeps in her room.

The *ri* in [Example 7.30](#) is equivalent to repeating the last sumti, which is *la .alis.* ; so [Example 7.30](#) is equivalent to:

Example 7.31.

la .alis. sipna ne'ile | la .alis. kumfa
That-named Alice sleeps in the of-that-named Alice room.

Alice sleeps in Alice's room.

Note that *ri* does not repeat *le ri kumfa* ; because that sumti is not yet complete when *ri* appears. This prevents *ri* from getting entangled in paradoxes of self-reference. (There are plenty of other ways to do that!) Note also that sumti within other sumti, as in quotations, abstractions, and the like, are counted in the order of their beginnings; thus a lower level sumti like *la .alis.* in [Example 7.31](#) is considered to be more recent than a higher level sumti that contains it.

Certain sumti are ignored by *ri* ; specifically, most of the other cmavo of KOhA, and the almost-grammatically-equivalent lerfu words of selma'o BY. It is simpler just to repeat these directly:

Example 7.32.

mipramimi
I love me.

I love myself.

However, the cmavo of the ti-series can be picked up by *ri* ; because you might have changed what you are pointing at, so repeating *ti* may not be effective. Likewise, *ri* itself (or rather its antecedent) can be repeated by a later *ri* ; in fact, a string of *ri* cmavo with no other intervening sumti always all repeat the same sumti:

Example 7.33.

la .djan. viskale tricui
That-named John sees the tree.
ri se jadni le | ri jimca
[repeat-last] is-adorned-by the of- [repeat-last] branch.

John sees the tree. It is adorned by its branches.

Here the second *ri* has as antecedent the first *ri*, which has as antecedent *le tricu*. All three refer to the same thing: a tree.

To refer to the next-to-last sumti, the third-from-last sumti, and so on, *ri* may be subscripted (subscripts are explained in [Section 19.6](#)):

Example 7.34.

lo smuci .ilo forca .ila .rik. pilno rixire
A spoon. A fork. That-named Rick uses [repeat-next-to-last].
.ila .alis. pilno riximu
That-named Alice uses [repeat-fifth-from-last].

Here *rixire* or “ri-sub-2” skips *la .rik.* to reach *lo forca*. In the same way, *riximu* or “ri-sub-5” skips *la .alis.*, *rixire*, *la .rik.* and *lo forca* to reach *lo smuci*. As can clearly be seen, this procedure is barely practicable in writing, and would break down totally in speech.

Therefore, the vaguer *ra* and *ru* are also provided. The cmavo *ra* repeats a recently used sumti, and *ru* one that was further back in the speech or text. The use of *ra* and *ru* forces the listener to guess at the referent, but makes life easier for the speaker. Can *ra* refer to the last sumti, like *ri*? The answer is no if *ri* has also been used. If *ri* has not been used, then *ra* might be the last sumti. Likewise, if *ra* has been used, then any use of *ru* would repeat a sumti earlier than the one *ra* is repeating. A more reasonable version of [Example 7.34](#), but one that depends more on context, is:

Example 7.35.

lo smuci .ilo forca .ila .rik. pilno ra
A spoon. A fork. That-named Rick uses [some-previous-thing].
.ila .alis. pilno ru
That-named Alice uses [some-more-remote-thing].

In [Example 7.35](#), the use of *ra* tells us that something other than *la .rik.* is the antecedent; *lo forca* is the nearest sumti, so it is probably the antecedent. Similarly, the antecedent of *ru* must be something even further back in the utterance than *lo forca*, and *lo smuci* is the obvious candidate.

The meaning of [ri](#) must be determined every time it is used. Since [ra](#) and [ru](#) are more vaguely defined, they may well retain the same meaning for a while, but the listener cannot count on this behavior. To make a permanent reference to something repeated by [ri](#), [ra](#) or [ru](#) use [goi](#) and a ko'a-series cmavo:

Example 7.36.

la .alis. klama le zarci
That-named Alice goes-to the store
.iri goi ko'ablanu
. It-last-mentioned also-known-as it-1 is-blue.

allows the store to be referred to henceforth as [ko'a](#) without ambiguity. [Example 7.36](#) is equivalent to [Example 7.21](#) and eliminates any possibility of [ko'a](#) being interpreted by the listener as referring to Alice.

The cmavo [go'i](#), [go'a](#) and [go'u](#) follow exactly the same rules as [ri](#), [ra](#) and [ru](#) except that they are pro-brididi, and therefore repeat brididi, not sumti - specifically, main sentence brididi. Any brididi that are embedded within other brididi, such as relative clauses or abstractions, are not counted. Like the cmavo of the broda-series, the cmavo of the go'i-series copy all sumti with them. This makes [go'i](#) by itself convenient for answering a question affirmatively, or for repeating the last brididi, possibly with new sumti:

Example 7.37.

xu zo .djan. cmene do .igo'i
[True-false?]The-word " John " is-the-name-of you? [repeat last brididi].

Is John your name? Yes.

Example 7.38.

miklamale zarci. ido go'i
I go-to the store. You [repeat last brididi].

I go to the store . You, too.

Note that [Example 7.38](#) means the same as [Example 7.26](#) but without the bother of assigning an actual broda-series word to the first brididi. For long-term reference, use [go'i cei broda](#) or the like, analogously to [ri goi ko'a](#) in [Example 7.36](#)

The remaining four cmavo of the go'i-series are provided for convenience or for achieving special effects. The cmavo *go'e* means the same as *go'ixire* : it repeats the last bridi but one. This is useful in conversation:

Example 7.39.

A: miba klamale zarci
A: I [future]go-to the store.

A: I am going to the store.

B: minelcile si'o migo'i
B: I like the concept-of I [repeat-last-bridi].

B: I like the idea of my going.

A: do go'e
A: You [repeat-last-bridi-but-one].

A: You'll go, too.

Here B's sentence repeats A's within an abstraction (explained in [Chapter 11](#)): *le si'o mi go'i* means *le si'o mi klama le zarci*. Why must B use the word *mi* explicitly to replace the x₁ of *mi klama le zarci* , even though it looks like *mi* is replacing *mi*? Because B's *mi* refers to B, whereas A's *mi* refers to A. If B said:

Example 7.40.

mi nelci le si'o go'i

that would mean:

I like the idea of your going to the store.

The repetition signalled by *go'i* is not literally of words, but of concepts. Finally, A repeats her own sentence, but with the x₁ changed to *do* , meaning B. Note that in [Example 7.39](#) , the tense *ba* (future time) is carried along by both *go'i* and *go'e*.

Descriptions based on go'i-series cmavo can be very useful for repeating specific

sumti of previous bridi:

Example 7.41.

le xekri mlatu cuklama le zarci .ile

The black cat goes-to the store. That-described-as-the-x₁-place-of

go'i cu cadzu le bisli

[repeat-last-bridid] walks-on the ice.

The black cat goes to the store. It walks on the ice.

Here the *go'i* repeats *le xekri mlatu cu klama le zarci* and since *le* makes the x₁ place into a description, and the x₁ place of this bridi is *le xekri mlatu*, *le go'i* means *le xekri mlatu*.

The cmavo *go'o*, *nei* and *no'a* have been little used so far. They repeat respectively some future bridi, the current bridi, and the bridi that encloses the current bridi (*no'a* unlike the other members of the *go'i*-series, can repeat non-sentence bridi). Here are a few examples:

Example 7.42.

minupre le nu migo'o

I promise the event-of I [repeat-future-bridid].

.iba dundale jdini le bersa

[Future] give the money to the son

.iba dundale zdani le tixnu

[Future] give the house to the daughter

I promise to do the following: Give the money to my son. Give the house to my daughter.

(Note: The Lojban does not contain an equivalent of the “ my ” in the colloquial English; it leaves the fact that it is the speaker's son and daughter that are referred to implicit. To make the fact explicit, use *le bersa / tixnu be mi* .)

For good examples of *nei* and *no'a* we need nested bridi contexts:

Example 7.43.

mise pluka le nu do pensi le nu

I am-pleased-by-the event-of (you think-about the (event-of
nei keipu le nu do zakte
[main-brididi] before the (event-of your acting)).

I am pleased that you thought about whether I would be pleased (about ...) before
you acted.

Example 7.44.

miba klamaca le nu do no'a
I [future]go [present]the event-of you [repeats outer brididi]

I will go when you do.

Finally, [ra'o](#) is a cmavo that can be appended to any go'i-series cmavo, or indeed
any cmavo of selma'o GOhA, to signal that pro-sumti or pro-brididi cmavo in the
antecedent are to be repeated literally and reinterpreted in their new context.
Normally, any pro-sumti used within the antecedent of the pro-brididi keep their
meanings intact. In the presence of [ra'o](#), however, their meanings must be
reinterpreted with reference to the new environment. If someone says to you:

Example 7.45.

mi ba lumci le mi karce

I will wash my car.

you might reply either:

Example 7.46.

mi go'i

I will wash your car.

or:

Example 7.47.

mi go'i ra'o

I will wash my car.

The *ra'o* forces the second *mi* from the original bridi to mean the new speaker rather than the former speaker. This means that *mi nelci le si'o go'ei ra'o* would be an acceptable alternative to *de mi nelci le si'o mi go'ei* in AB's statement in [Example 7.39](#).

The anaphoric pro-sumti of this section can be used in quotations, but never refer to any of the supporting text outside the quotation, since speakers presumably do not know that they may be quoted by someone else.

However, a *ri-* series or *go'a-* series reference within a quotation can refer to something mentioned in an earlier quotation if the two quotations are closely related in time and context. This allows a quotation to be broken up by narrative material without interfering with the pro-sumti within it. Here's an example:

Example 7.48.

la .djan.cuskulu miklamale zarci li'u
That-named John says [quote]I go-to the store[unquote].
.ila .alis.cuskulu migo'i li'u
That-named Alice says [quote]I [repeat][unquote].

John says, " I am going to the store. " Alice says, " Me too. "

Of course, there is no problem with narrative material referring to something within a quotation: people who quote, unlike people who are quoted, are aware of what they are doing.

7.7. Indefinite pro-sumti and pro-bridi: the zo'e-series and the co'e-series

The following cmavo are discussed in this section:

zo'e KOhA zo'e-series the obvious value

zu'i KOhA zo'e-series the typical value

zi'o KOhA zo'e-series the nonexistent value

co'e GOhA co'e-series has the obvious relationship

The cmavo of the zo'e-series represent indefinite, unspecified sumti. The cmavo [zo'e](#) represents an elliptical value for this sumti place; it is the optional spoken place holder when a sumti is skipped without being specified. Note that the elliptical value is not always the typical value. The properties of ellipsis lead to an elliptical sumti being defined as “ whatever I want it to mean but haven't bothered to figure out, or figure out how to express ” .

The cmavo [zu'i](#), on the other hand, represents the typical value for this place of this bridi:

Example 7.49.

miklamale bartu bele zdani
I go-to the outside of the house from
le nenri bele zdani zu'i zu'i
the inside of the house [by-typical-route] [by-typical-means]

In [Example 7.49](#), the first [zu'i](#) probably means something like “ by the door ” and the second [zu'i](#) probably means something like “ on foot ”, those being the typical route and means for leaving a house. On the other hand, if you are at the top of a high rise during a fire, neither [zu'i](#) is appropriate. It's also common to use [zu'i](#) in “ by standard ” places.

Finally, the cmavo [zi'o](#) represents a value which does not even exist. When a bridi fills one of its places with [zi'o](#), what is really meant is that the selbri has a place which is irrelevant to the true relationship the speaker wishes to express. For example, the place structure of [zbasu](#) is:

actor x₁ makes x₂ from materials x₃

Consider the sentence

Living things are made from cells.

This cannot be correctly expressed as:

Example 7.50.

loi jmive cuse zbasu[zo'e] fi loi selci
The-mass-of living-things is-made [by-something] from the-mass-of cells

because the *zo'e* expressed or understood, in [Example 7.50](#) indicates that there is still a “maker” in this relationship. We do not generally suppose, however, that someone “makes” living things from cells. The best answer is probably to find a different selbri, one which does not imply a “maker” — however, an alternative strategy is to use *zi'o* to eliminate the maker place:

Example 7.51.

loi jmive cu
The-mass-of living-things
se zbasu zi'o loi selci
is-made [without-maker] from the-mass-of cells.

Note: The use of *zi'o* to block up, as it were, one place of a selbri actually creates a new selbri with a different place structure. Consider the following examples:

Example 7.52.

mizbasule dinju loi mudri
I make the building from some-of-the-mass-of wood.

I make the building out of wood.

Example 7.53.

zi'o zbasu le dinju loi mudri
[without-maker] makes the building from some-of-the-mass-of wood.

The building is made out of wood.

Example 7.54.

mi zbasu zi'o loi mudri

I make [without-thing-made] from some-of-the-mass-of wood.

I build using wood.

Example 7.55.

mizbasule dinju zi'o
I make the building [without-material].

I make the building.

If [Example 7.52](#) is true, then [Example 7.53](#) through [Example 7.55](#) must be true also. However, [Example 7.51](#) does not correspond to any sentence with three regular (non- [zi'o](#)) sumti.


The pro-bridu [co'e](#) (which by itself constitutes the co'e-series of selma'o GOhA) represents the elliptical selbri. Lojban grammar does not allow the speaker to merely omit a selbri from a bridi, although any or all sumti may be freely omitted. Being vague about a relationship requires the use of [co'e](#) as a selbri place-holder:



Example 7.56.

mitrocile nu mi co'e le vorme
I try the event-of my [doing-the-obvious-action] to-the door.

I try the door.

The English version means, and the Lojban version probably means, that I try to open the door, but the relationship of opening is not actually specified; the Lojbanic listener must guess it from context. Lojban, unlike English, makes it clear that there is an implicit action that is not being expressed.

The form of [co'e](#) was chosen to resemble [zo'e](#) ; the cmavo [do'e](#) of selma'o BAI (see [Section 9.6](#)) also belongs to the same group of cmavo.

Note that [do'i](#)   of the di'u-series, is also a kind of indefinite pro-sumti: it is indefinite in referent, but is restricted to referring only to an utterance.

7.8. Reflexive and reciprocal pro-sumti: the vo'a-

series

The following cmavo are discussed in this section:

vo'a KOhA vo'a-series x₁ of this bridi

vo'e KOhA vo'a-series x₂ of this bridi

vo'i KOhA vo'a-series x₃ of this bridi

vo'o KOhA vo'a-series x₄ of this bridi

vo'u KOhA vo'a-series x₅ of this bridi

soi SOI reciprocity

se'u SEhU soi terminator

The cmavo of the vo'a-series are pro-sumti anaphora, like those of the ri-series, but have a specific function. These cmavo refer to the other places of the same bridi; the five of them represent up to five places. The same vo'a-series cmavo mean different things in different bridi. Some examples:

Example 7.57.

mi lumci vo'a

I wash myself

Example 7.58.

mi klama le zarci vo'e

I go to the store from itself [by some route unspecified].

To refer to places of neighboring bridi, constructions like *le se go'i ku* do the job: this refers to the 2nd place of the previous main bridi, as explained in [Section 7.6](#).

The cmavo of the vo'a-series are also used with *soi* (of selma'o SOI) to precisely express reciprocity, which in English is imprecisely expressed with a discursive phrase like “ vice versa ” :

Example 7.59.

mipramido soi vo'a vo'e
I love you[reciprocity][x₁ of this bridi][x₂ of this bridi].

I love you and vice versa (swapping “ I ” and “ you ”).

The significance of *soi vo'a vo'e* is that the bridi is still true even if the x₁ (specified by *vo'a*) and the x₂ (specified by *vo'e*) places are interchanged. If only a single sumti follows *soi*, then the sumti immediately preceding *soi* is understood to be one of those involved:

Example 7.60.

mipramido soi vo'a
I love you[reciprocity][x₁ of this bridi].

again involves the x₁ and x₂ places.

Of course, other places can be involved, and other sumti may be used in place of vo'a-series cmavo, provided those other sumti can be reasonably understood as referring to the same things mentioned in the bridi proper. Here are several examples that mean the same thing:

Example 7.61.

mi bajykla ti ta soi vo'e -

mi bajykla ti ta soi vo'e vo'i

soi vo'e vo'i mi bajykla ti ta

I runningly-go to this from that and vice versa (to that from this).

The elidable terminator for *soi* is *se'u* (selma'o SEhU), which is normally needed only if there is just one sumti after the *soi*, and the *soi* construction is not at the end of the bridi. Constructions using *soi* are free modifiers, and as such can go almost anywhere. Here is an example where *se'u* is required:

Example 7.62.

mibajykla ti soi vo'i se'u ta
I runningly-go-to-this [reciprocity] [x 3 of this bridi] from that

I runningly-go to this from that and vice versa.

7.9. sumti and bridi questions: *ma* and *mo*

The following cmavo are discussed in this section:

ma KOhA sumti question

mo GOhA bridi question

Lojban questions are more fully explained in [Section 19.5](#), but *ma* and *mo* are listed in this chapter for completeness. The cmavo *ma* asks for a sumti to make the bridi true:

Example 7.63.

do klama ma
You go-to what?

Where are you going?

The cmavo *mo* on the other hand, asks for a selbri which makes the question bridi true. If the answer is a full bridi, then the arguments of the answer override the arguments in the question, in the same manner as the go'i-series cmavo. A simple example is:

Example 7.64.

do mo

What predicate is true as applied to you?

How are you?

What are you doing?

What are you?

[Example 7.64](#) is a truly pregnant question that will have several meanings depending on context.

(One thing it probably does not mean is “ Who are you? ” in the sense “ What is your name/identity? ” which is better expressed by:

Example 7.65.

ma cmene do
What-sumti-is-the-name-of-you?

What is your name?

or even

Example 7.66.

doima
O [what sumti?]

which uses the vocative *doi* to address someone, and simultaneously asks who the someone is.)

A further example of *mo*:

Example 7.67.

lo mo | prenu cudarxido .ibarda
A [what selbri?] type-of-person hit you? A big thing.

Which person hit you? The big one.

When *ma* or *mo* is repeated, multiple questions are being asked simultaneously:

Example 7.68.

ma djuno ma
[What-sumti] knows [what-sumti]?

Who knows what?

7.10. Relativized pro-sumti: *ke'a*

The following cmavo are discussed in this section:

ke'a KOhA relativized sumti

This pro-sumti is used in relative clauses (explained in [Chapter 8](#)) to indicate how the sumti being relativized fits within the clause. For example:

Example 7.69.

micatlulo mlatu poi [zo'e]
I see a cat such-that something-unspecified
zbasu ke'a | lei slasi

makes-the-thing-being-relativized-[the-cat] from some-mass-of plastic.

I see a cat made of plastic.

If [ke'a](#) were omitted from [Example 7.69](#), it might be confused with:

Example 7.70.

mi catlulo mlatu poi

I see a cat such-that

[ke'a]

zbasu lei

slasi

the-thing-being-relativized-[the-cat] makes a-mass-of plastic

I see a cat that makes plastic.

The anaphora cmavo [ri](#) cannot be used in place of [ke'a](#) in [Example 7.69](#) and [Example 7.70](#), because the relativized sumti is not yet complete when the [ke'a](#) appears.

Note that [ke'a](#) is used only with relative clauses, and not with other embedded bridi such as abstract descriptions. In the case of relative clauses within relative clauses, [ke'a](#) may be subscripted to make the difference clear (see [Section 8.10](#)).

7.11. Abstraction focus pro-sumti: *ce'u*

The following cmavo are discussed in this section:

[ce'u](#) KOhA abstraction focus

The cmavo [ce'u](#) is used within abstraction bridi, particularly property abstractions introduced by the cmavo [ka](#). Abstractions, including the uses of [ce'u](#), are discussed in full in [Chapter 11](#).

In brief: Every property abstraction specifies a property of one of the sumti in it; that sumti place is filled by using [ce'u](#). This convention enables us to distinguish clearly between:

Example 7.71.

le ka

ce'ugleki

the property-of(X being-happy)

the property of being happy

happiness

and

Example 7.72.

le ka gleki ce'u
the property-of(being-happy-about X)

the property of being that which someone is happy about

7.12. Bound variable pro-sumti and pro-bridu: the da-series and the bu'a-series

The following cmavo are discussed in this section:

da KOhA da-series something-1

de KOhA da-series something-2

di KOhA da-series something-3

bu'a GOhA bu'a-series some-predicate-1

bu'e GOhA bu'a-series some-predicate-2

bu'i GOhA bu'a-series some-predicate-3

Bound variables belong to the predicate-logic part of Lojban, and are listed here for completeness only. Their semantics is explained in [Chapter 16](#). It is worth

mentioning that the Lojban translation of [Example 7.2](#) is:

Example 7.73.

la .djan.culafmuvgau da poi
That-namedJohn raised something-1 which
grana ku'o gi'e desygau da
is-a-stick and shake-did something-1.

John picked up a stick and shook it.

7.13. Pro-sumti and pro-bridi cancelling

The following cmavo are discussed in this section:

da'o DAhO cancel all pro-sumti/pro-bridi

How long does a pro-sumti or pro-bridi remain stable? In other words, once we know the referent of a pro-sumti or pro-bridi, how long can we be sure that future uses of the same cmavo have the same referent? The answer to this question depends on which series the cmavo belongs to.

Personal pro-sumti are stable until there is a change of speaker or listener, possibly signaled by a vocative. Assignable pro-sumti and pro-bridi last indefinitely or until rebound with [goi](#) or [cei](#). Bound variable pro-sumti and pro-bridi also generally last until re-bound; details are available in [Section 16.14](#).

Utterance pro-sumti are stable only within the utterance in which they appear; similarly, reflexive pro-sumti are stable only within the bridi in which they appear; and [ke'a](#) is stable only within its relative clause. Anaphoric pro-sumti and pro-bridi are stable only within narrow limits depending on the rules for the particular cmavo.

Demonstrative pro-sumti, indefinite pro-sumti and pro-bridi, and sumti and bridi questions potentially change referents every time they are used.

However, there are ways to cancel all pro-sumti and pro-bridi, so that none of them have known referents. (Some, such as [mi](#), will acquire the same referent as soon as they are used again after the cancellation.) The simplest way to cancel everything is with the cmavo [da'o](#) of selma'o DAhO, which is used solely for this purpose; it may appear anywhere, and has no effect on the grammar of texts containing it. One use of [da'o](#) is when entering a conversation, to indicate that

one's pro-sumti assignments have nothing to do with any assignments already made by other participants in the conversation.

In addition, the cmavo [ni'o](#) and [no'i](#) of selma'o NlhO, which are used primarily to indicate shifts in topic, may also have the effect of canceling pro-sumti and pro-bridi assignments, or of reinstating ones formerly in effect. More explanations of NlhO can be found in [Section 19.3](#).


7.14. The identity predicate: du

The following cmavo is discussed in this section:

du GOhA identity

The cmavo [du](#) has the place structure:

x_1 is identical with x_2, x_3, \dots

and appears in selma'o GOhA for reasons of convenience: it is not a pro-bridi. [du](#) serves as mathematical “ = ” , and outside mathematical contexts is used for defining or identifying. Mathematical examples may be found in [Chapter 18](#).

The main difference between


Example 7.74.

ko'adu le nanmu
It-1 is-identical-to the man

and

Example 7.75.

ko'amintu le nanmu
It-1 is-the-same-as the man

is this defining nature. [Example 7.74](#) presumes that the speaker is responding to a request for information about what [ko'a](#) refers to, or that the speaker in some way feels the need to define [ko'a](#) for later reference. A bridi with [du](#) is an identity sentence, somewhat metalinguistically saying that all attached sumti are representations for the same referent. There may be any number of sumti associated with [du](#)  and all are said to be identical.

[Example 7.75](#), however, predicates; it is used to make a claim about the identity of [ko'a](#), which presumably has been defined previously.

Note: [du](#) historically is derived from [dunli](#) but [dunli](#) has a third place which [du](#) lacks: the standard of equality.

7.15. **lujvo based on pro-sumti**

There exist rafsi allocated to a few cmavo of selma'o KOhA, but they are rarely used. (See [Section 7.16](#) for a complete list.) The obvious way to use them is as internal sumti, filling in an appropriate place of the gismu or lujvo to which they are attached; as such, they usually stand as the first rafsi in their lujvo.

Thus [donta'a](#) meaning “ you-talk ” would be interpreted as *tavla be do* and would have the place structure

Example 7.76.

t1 talks to you about subject t3 in language t4

since t2 (the addressee) is already known to be [do](#).

On the other hand, the lujvo [donma'o](#) literally “ you-cmavo ” which means “ a second person personal pronoun ” would be interpreted as *cmavo be zo do* and have the place structure:

Example 7.77.

c1 is a second person pronoun in language c4

since both the c2 place (the grammatical class) and the c3 place (the meaning) are obvious from the context [do](#).

An anticipated use of rafsi for cmavo in the [fo'a](#) series is to express lujvo which can't be expressed in a convenient rafsi form, because they are too long to express, or are formally inconvenient (*fu'ivla*, *cmevla*, and so forth). An example would be:

Example 7.78.

fo'agoi le kulnrsu,omi .ilo fo'arselsanga
x 6 stands-for-the-Finnish-culture. An x 6 -song.

Finally, *lujvo* involving *zi'o* are also possible. The convention is to use the rafsi for *zi'o* as a prefix immediately followed by the rafsi for the number of the place to be deleted. Thus, if we consider a beverage (something drunk without considering who, if anyone, drinks it) as a *se pinxe be zi'o* | - the *lujvo* corresponding to this is *zilrelsepinxe* (deleting the second place of *se pinxe*). Deleting the x 1 place in this fashion would move all remaining places up by one. This would mean that *zilpavypinx* has the same place structure as *zilrelsepinxe* | - and *lo zilpavypinx* | - like *lo zilrelsepinxe* | - refers to a beverage, and not to a non-existent drinker.

The pro-brididi *co'e*, *du* | - and *bu'a* also have rafs, which can be used just as if they were gismu. The resulting *lujvo* have (except for *du-* based *lujvo*) highly context-dependent meanings.

7.16. KOhA cmavo by series

mi-series

mi I (rafsi: *mib*)

do you (rafsi: *don* and *doi*)

mi'o you and I

mi'a I and others, we but not you

ma'a you and I and others

do'o you and others

ko you-imperative

ti-series

ti this here; something nearby (rafsi: *tif*)

ta that there; something distant (rafsi: *taz*)

tu that yonder; something far distant (rafsi: *tuf*)

di'u-series

di'u the previous utterance

de'u an earlier utterance

da'u a much earlier utterance

di'e the next utterance

de'e a later utterance

da'e a much later utterance

dei this very utterance

do'i some utterance

ko'a-series

ko'a it-1; 1st assignable pro-sumti

ko'e it-2; 2nd assignable pro-sumti

ko'i it-3; 3rd assignable pro-sumti

ko'o it-4; 4th assignable pro-sumti

ko'u it-5; 5th assignable pro-sumti

fo'a it-6; 6th assignable pro-sumti (rafsi: [fo'a](#))

fo'e it-7; 7th assignable pro-sumti (rafsi: [fo'e](#))

fo'i it-8; 8th assignable pro-sumti (rafsi: [fo'i](#))

fo'o it-9; 9th assignable pro-sumti

fo'u it-10; 10th assignable pro-sumti

ri-series

ri (repeats the last sumti)

ra (repeats a previous sumti)

ru (repeats a long-ago sumti)

zo'e-series

zo'e the obvious value

zu'i the typical value

zi'o the nonexistent value (rafsi: *zil*)

vo'a-series

vo'a x₁ of this bridi

vo'e x₂ of this bridi

vo'i x₃ of this bridi

vo'o x₄ of this bridi

vo'u x₅ of this bridi

da-series

da something-1 (rafsi: *dav / dza*)

de something-2

di something-3

others:

ke'a relativized sumti

ma sumti question

ce'u abstraction focus

7.17. GOhA and other pro-bridi by series

broda-series (not GOhA):

broda is-1; 1st assignable pro-brid

brode is-2; 2nd assignable pro-brid

brodi is-3; 3rd assignable pro-brid

brodo is-4; 4th assignable pro-brid

brodu is-5; 5th assignable pro-brid

go'i-series

go'i (repeats the last brid)

go'a (repeats a previous brid)

go'u (repeats a long-ago brid)

go'e (repeats the last-but-one brid)

go'o (repeats a future brid)

nei (repeats the current brid)

no'a (repeats the next outer brid)

bu'a-series

bu'a some-predicate-1 (rafsi: *bul*)

bu'e some-predicate-2

bu'i some-predicate-3

others:

co'e has the obvious relationship (rafsi: *com* / [co'e](#))

mo bridid question

du identity: x_1 is identical to $x_2, x_3 \dots$ dubdu'o

7.18. Other cmavo discussed in this chapter

goi GOI pro-sumti assignment (ko'a-series)

cei CEI pro-bridid assignment (broda-series)

ra'o RAhO pro-sumti/pro-bridid update

soi SOI reciprocity

se'u SEhU soi terminator

da'o DAhO cancel all pro-sumti/pro-bridid

Chapter 8. Relative clauses, which make sumti even more complicated

The picture for chapter 8

8.1. What are you pointing at?

The following cmavo are discussed in this section:

poi NOI restrictive relative clause introducer

ke'a GOhA relative pro-sumti

ku'o KUhO relative clause terminator

Let us think about the problem of communicating what it is that we are pointing at when we are pointing at something. In Lojban, we can refer to what we are pointing at by using the pro-sumti *ti* if it is nearby, or *ta* if it is somewhat further away, or *tu* if it is distant. (Pro-sumti are explained in full in [Chapter 7](#).)

However, even with the assistance of a pointing finger, or pointing lips, or whatever may be appropriate in the local culture, it is often hard for a listener to tell just what is being pointed at. Suppose one is pointing at a person (in particular, in the direction of his or her face), and says:

Example 8.1.

ti cu barda
This-one is-big.

What is the referent of *ti*? Is it the person? Or perhaps it is the person's nose? Or even (for *ti* can be plural as well as singular, and mean "these ones" as well as "this one") the pores on the person's nose?

To help solve this problem, Lojban uses a construction called a "relative clause". Relative clauses are usually attached to the end of sumti, but there are other places where they can go as well, as explained later in this chapter. A relative clause begins with a word of selma'o NOI, and ends with the elidable terminator *ku'o* (of selma'o KUhO). As you might suppose, *noi* is a cmavo of selma'o NOI; however, first we will discuss the cmavo *poi*, which also belongs to selma'o NOI.

In between the *poi* and the *ku'o* appears a full bridi, with the same syntax as any other bridi. Anywhere within the bridi of a relative clause, the pro-sumti *ke'a* (of selma'o KOhA) may be used, and it stands for the sumti to which the relative clause is attached (called the "relativized sumti"). Here are some examples before we go any further:

Example 8.2.

ti poi ke'a prenu ku'o cu barda
This-thing such-that-(IT is-a-person) is-large.

This thing which is a person is big.

This person is big.

Example 8.3.

ti poi ke'a nazbi ku'o cu barda
This-thing such-that-(IT is-a-nose) is-large.

This thing which is a nose is big.

This nose is big.

Example 8.4.

ti poi ke'a nazbi kapkevena ku'o cu barda
This-thing such-that-(IT is-a-nose type-of-skin-hole) is-big.

These things which are nose-pores are big.

These nose-pores are big.

In the literal translations throughout this chapter, the word “ IT ” , capitalized, is used to represent the cmavo *ke'a*. In each case, it serves to represent the sumti (in [Example 8.2](#) through [Example 8.4](#), the cmavo *ti*) to which the relative clause is attached.

Of course, there is no reason why *ke'a* needs to appear in the x₁ place of a relative clause bridi; it can appear in any place, or indeed even in a sub-bridi within the relative clause bridi. Here are two more examples:

Example 8.5.

tu poi le mlatupu lacpu ke'a ku'o curatcu
That-distant-thing such-that-(the cat [past]drags IT) is-a-rat.

That thing which the cat dragged is a rat.

What the cat dragged is a rat.

Example 8.6.

ta poi midjica le nu
That-thing such-that-(I desire the event-of(
miponse ke'a [kei] ku'o cu bloti
I own IT)) is-a-boat.

That thing that I want to own is a boat.

In [Example 8.6](#), *ke'a* appears in an abstraction clause (abstractions are explained in [Chapter 11](#)) within a relative clause.

Like any sumti, *ke'a* can be omitted. The usual presumption in that case is that it then falls into the x₁ place:

Example 8.7.

ti poi nazbi cubarda
This-thing which is-a-nose is-big.

almost certainly means the same thing as [Example 8.3](#). However, *ke'a* can be omitted if it is clear to the listener that it belongs in some place other than x₁:

Example 8.8.

tu poi le mlatupu lacpu curatcu
That-distant-thing which the cat [past]drags is-a-rat

is equivalent to [Example 8.4](#).

As stated before, *ku'o* is an elidable terminator, and in fact it is almost always elidable. Throughout the rest of this chapter, *ku'o* will not be written in any of the

examples unless it is absolutely required: thus, [Example 8.2](#) can be written:

Example 8.9.

ti poi prenu cubarda
That which is-a-person is-big.

That person is big.

without any change in meaning. Note that *poi* is translated “ which ” rather than “ such-that ” when *ke'a* has been omitted from the x₁ place of the relative clause *bridi*. The word “ which ” is used in English to introduce English relative clauses: other words that can be used are “ who ” and “ that ” , as in:

Example 8.10.

I saw a man who was going to the store.

and

Example 8.11.

The building that the school was located in is large.

In [Example 8.10](#) the relative clause is “ who was going to the store ” , and in [Example 8.11](#) it is “ that the school was located in ” . Sometimes “ who ” , “ which ” , and “ that ” are used in literal translations in this chapter in order to make them read more smoothly.

8.2. Incidental relative clauses

The following cmavo is discussed in this section:

noi NOI incidental relative clause introducer

There are two basic kinds of relative clauses: restrictive relative clauses introduced by *poi*, and incidental (sometimes called simply “ non-restrictive ”) relative clauses introduced by *noi*. The difference between restrictive and incidental relative clauses is that restrictive clauses provide information that is

essential to identifying the referent of the sumti to which they are attached, whereas incidental relative clauses provide additional information which is helpful to the listener but is not essential for identifying the referent of the sumti. All of the examples in [Section 8.1](#) are restrictive relative clauses: the information in the relative clause is essential to identification. (The title of this chapter, though, uses an incidental relative clause.)

Consider the following examples:

Example 8.12.

le gerku poi blanu cubarda
The dog whichis-blue is-large.

The dog which is blue is large.

Example 8.13.

le gerkunoi blanu cubarda
The dog incidentally-whichis-blue is-large.

The dog, which is blue, is large.

In [Example 8.12](#), the information conveyed by *poi blanu* is essential to identifying the dog in question: it restricts the possible referents from dogs in general to dogs that are blue. This is why *poi* relative clauses are called restrictive. In [Example 8.13](#), on the other hand, the dog which is referred to has presumably already been identified clearly, and the relative clause *noi blanu* just provides additional information about it. (If in fact the dog hasn't been identified clearly, then the relative clause does not help identify it further.)

In English, the distinction between restrictive and incidental relative clauses is expressed in writing by surrounding incidental, but not restrictive, clauses with commas. These commas are functioning as parentheses, because incidental relative clauses are essentially parenthetical. This distinction in punctuation is represented in speech by a difference in tone of voice. In addition, English restrictive relative clauses can be introduced by “ that ” as well as “ which ” and “ who ”, whereas incidental relative clauses cannot begin with “ that ”. Lojban, however, always uses the cmavo *poi* and *noi* rather than punctuation or intonation to make the distinction.

Here are more examples of incidental relative clauses:

Example 8.14.

minoi pajni cuzvati
I who-incidentally am-a-judge am-at[some-place].

I, a judge, am present.

In this example, *mi* is already sufficiently restricted, and the additional information that I am a judge is being provided solely for the listener's edification.

Example 8.15.

xu do viskalemi karce noi blabi
[True?] You see my car incidentally-which is-white.

Do you see my car, which is white?

In [Example 8.15](#), the speaker is presumed to have only one car, and is providing incidental information that it is white. (Alternatively, he or she might have more than one car, since *le karce* can be plural, in which case the incidental information is that each of them is white.) Contrast [Example 8.16](#) with a restrictive relative clause:

Example 8.16.

xu do viskalemi karce poi blabi
[True?] You see my car which is-white.

Do you see my car that is white?

Do you see my white car?

Here the speaker probably has several cars, and is restricting the referent of the sumti *le mi karce* (and thereby the listener's attention) to the white one only. [Example 8.16](#) means much the same as [Example 8.17](#), which does not use a relative clause:

Example 8.17.

xu do viskalemi blabi karce
[True?] You see my white car.

Do you see my car, the white one?

So a restrictive relative clause attached to a description can often mean the same as a description involving a tanru. However, *blabi karce*, like all tanru, is somewhat vague: in principle, it might refer to a car which carries white things, or even express some more complicated concept involving whiteness and car-ness; the restrictive relative clause of [Example 8.16](#) can only refer to a car which is white, not to any more complex or extended concept.

8.3. Relative phrases

The following cmavo are discussed in this section:

pe GOI restrictive association

po GOI restrictive possession

po'e GOI restrictive intrinsic possession

po'u GOI restrictive identification

ne GOI incidental association

no'u GOI incidental identification

ge'u GEhU relative phrase terminator

There are types of relative clauses (those which have a certain selbri) which are frequently wanted in Lojban, and can be expressed using a shortcut called a relative phrase. Relative phrases are introduced by cmavo of selma'o GOI, and consist of a GOI cmavo followed by a single sumti.

Here is an example of [pe](#), plus an equivalent sentence using a relative clause:

Example 8.18.

le stizu pe mi cu blanu
The chair associated-with me is-blue.

My chair is blue.

Example 8.19.

le stizu poi ke'a srana mi cu blanu
The chair such-that-(IT is-associated-with me) is-blue.

In [Example 8.18](#) and [Example 8.19](#), the link between the chair and the speaker is of the loosest kind.

Here is an example of [po](#) :

Example 8.20.

le stizu po mi cu xunre
The chair specific-to me is-red.

Example 8.21.

le stizu poi ke'a se steci srana mi cu xunre
The chair such-that-(IT is-specifically associated-with me) is-red.

[Example 8.20](#) and [Example 8.21](#) contrast with [Example 8.18](#) and [Example 8.19](#) : the chair is more permanently connected with the speaker. A plausible (though not the only possible) contrast between [Example 8.18](#) and [Example 8.20](#) is that *pe mi* would be appropriate for a chair the speaker is currently sitting on (whether or not the speaker owned that chair), and *po mi* for a chair owned by the speaker (whether or not he or she was currently occupying it).

As a result, the relationship expressed between two sumti by [po](#) is usually called “ possession ” , although it does not necessarily imply ownership, legal or otherwise. The central concept is that of specificity ([steci](#) in Lojban).

Here is an example of [po'e](#), as well as another example of [po](#) :

Example 8.22.

le birka po'e mi cuspo'fu
The arm intrinsically-possessed-by me is-broken

Example 8.23.

le birka poi jinzi kese steci
The arm which is-intrinsically (specifically
srana mi cuspo'fu
associated-with) me is-broken.

Example 8.24.

le botpi po mi cuspo'fu
The bottle specific-to me is-broken

[Example 8.22](#) and [Example 8.23](#) on the one hand, and [Example 8.24](#) on the other, illustrate the contrast between two types of possession called “intrinsic” and “extrinsic”, or sometimes “inalienable” and “alienable”, respectively. Something is intrinsically (or inalienably) possessed by someone if the possession is part of the possessor, and cannot be changed without changing the possessor. In the case of [Example 8.22](#), people are usually taken to intrinsically possess their arms: even if an arm is cut off, it remains the arm of that person. (If the arm is transplanted to another person, however, it becomes intrinsically possessed by the new user, though, so intrinsic possession is a matter of degree.)

By contrast, the bottle of [Example 8.24](#) can be given away, or thrown away, or lost, or stolen, so it is possessed extrinsically (alienably). The exact line between intrinsic and extrinsic possession is culturally dependent. The U.S. Declaration of Independence speaks of the “inalienable rights” of men, but just what those rights are, and even whether the concept makes sense at all, varies from culture to culture.

Note that [Example 8.22](#) can also be expressed without a relative clause:

Example 8.25.

le birkabe mi cuspo'fu
The arm of-body me is-broken

reflecting the fact that the gismu *birka* has an x₂ place representing the body to which the arm belongs. Many, but not all, cases of intrinsic possession can be thus covered without using *po'e* by placing the possessor into the appropriate place of

the description *selbri*.

Here is an example of *po'u*:

Example 8.26.

le gerku po'u le mi pendocu cinba mi
The dog which-is my friend kisses me.

Example 8.27.

le gerku poi dule mi pendocu cinba mi
The dog which= my friend kisses me.

The cmavo *po'u* does not represent possession at all, but rather identity. (Note that it means *poi du* and its form was chosen to suggest the relationship.)

In [Example 8.26](#), the use of *po'u* tells us that *le gerku* and *le mi pendocu* represent the same thing. Consider the contrast between [Example 8.26](#) and:

Example 8.28.

le mi pendopo'u le gerku cucinba mi
My friend which-is the dog kisses me.

The facts of the case are the same, but the listener's knowledge about the situation may not be. In [Example 8.26](#), the listener is presumed not to understand which dog is meant by *le gerku*, so the speaker adds a relative phrase clarifying that it is the particular dog which is the speaker's friend.

[Example 8.28](#), however, assumes that the listener does not know which of the speaker's friends is referred to, and specifies that it is the friend that is the dog (which dog is taken to be obvious). Here is another example of the same contrast:

Example 8.29.

le tcadu po'u la nu, iork

The city of New--York [not another city]

Example 8.30.

la nu,iorkpo'uletcadu

New--York -- the city (not the state or some other New York)

The principle that the possessor and the possessed may change places applies to all the GOI cmavo, and allows for the possibility of odd effects:

Example 8.31.

le kabripe lemi pendocu cmalu
The cup associated-with my friend is-small.

My friend's cup is small

Example 8.32.

lemi pendope le kabricu cmalu
My friend associated-with the cup is-small.

My friend, the one with the cup, is small.

[Example 8.31](#) is useful in a context which is about my friend, and states that his or her cup is small, whereas [Example 8.32](#) is useful in a context that is primarily about a certain cup, and makes a claim about “ my friend of the cup ” , as opposed to some other friend of mine. Here the cup appears to “ possess ” the person! English can't even express this relationship with a possessive - “ the cup's friend of mine ” looks like nonsense - but Lojban has no trouble doing so.

Finally, the cmavo [ne](#) and [no'u](#) stand to [pe](#) and [po'u](#) , respectively, as [noi](#) does to [poi](#)- they provide incidental information:

Example 8.33.

le blabi gerkune mi cubatcido
The white dog, incidentally-associated-with me, bites you.

The white dog, which is mine, bites you.

In [Example 8.33](#), the white dog is already fully identified (after all, presumably the listener knows which dog bit him or her!). The fact that it is yours is merely incidental to the main bridi claim.

Distinguishing between [po'u](#) and [no'u](#) can be a little tricky. Consider a room with several men in it, one of whom is named Jim. If you don't know their names, I might say:

Example 8.34.

le nanmu no'u la .djim. cu terpemci
The man, incidentally-who-is that-named Jim , is-a-poet.

The man, Jim, is a poet.

Here I am saying that one of the men is a poet, and incidentally telling you that he is Jim. But if you do know the names, then

Example 8.35.

le nanmu po'u la .djim. cu terpemci
The man who-is that-named Jim is-a-poet.

The man Jim is a poet.

is appropriate. Now I am using the fact that the man I am speaking of is Jim in order to pick out which man I mean.

It is worth mentioning that English sometimes over-specifies possession from the Lojban point of view (and the point of view of many other languages, including ones closely related to English). The idiomatic English sentence

Example 8.36.

The man put his hands in his pockets.

seems strange to a French- or German-speaking person: whose pockets would he put his hands into? and even odder, whose hands would he put into his pockets? In Lojban, the sentence

Example 8.37.

le nanmucupunjile xance le daski
The man puts the hand at-locus the pocket.

is very natural. Of course, if the man is in fact putting his hands into another's pockets, or another's hands into his pockets, the fact can be specified.

Finally, the elidable terminator for GOI cmavo is *ge'u* of selma'o GEhU; it is almost never required. However, if a logical connective immediately follows a sumti modified by a relative phrase, then an explicit *ge'u* is needed to allow the connective to affect the relativized sumti rather than the sumti of the relative phrase. (What about the cmavo after which selma'o GOI is named? It is discussed in [Section 7.5](#), as it is not semantically akin to the other kinds of relative phrases, although the syntax is the same.)

8.4. Multiple relative clauses: *zi'e*

zi'e ZIhE relative clause joiner

Sometimes it is necessary or useful to attach more than one relative clause to a sumti. This is made possible in Lojban by the cmavo *zi'e* (of selma'o ZIhE), which is used to join one or more relative clauses together into a single unit, thus making them apply to the same sumti. For example:

Example 8.38.

le gerku poi blabi zi'e poi batci le nanmu cu klama

The dog which is white and which bites the man goes.

The most usual translation of *zi'e* in English is “ and ”, but *zi'e* is not really a logical connective: unlike most of the true logical connectives (which are explained in [Chapter 14](#)), it cannot be converted into a logical connection between sentences.

It is perfectly correct to use *zi'e* to connect relative clauses of different kinds:

Example 8.39.

le gerku poi blabi zi'e noi
The dog that-is (white) and incidentally-such-that
le mi pendo cu ponse ke'a cu klama

(- my friend owns IT) goes.

The dog that is white, which my friend owns, is going.

In [Example 8.39](#), the restrictive clause *poi blabi* specifies which dog is referred to, but the incidental clause *noi le mi pendo cuponse* is mere incidental information: the listener is supposed to already have identified the dog from the *poi blabi*. Of course, the meaning (though not necessarily the emphasis) is the same if the incidental clause appears first.

It is also possible to connect relative phrases with [zi'e](#), or a relative phrase with a relative clause:

Example 8.40.

le botpi po mi zi'e poi blanu cuspo fu
The bottle specific-to me and which-is blue is-broken.

My blue bottle is broken.

Note that if the colloquial translation of [Example 8.40](#) were “ My bottle, which is blue, is broken ”, then *noi* rather than *poi* would have been correct in the Lojban version, since that version of the English implies that you do not need to know the bottle is blue. As written, [Example 8.40](#) suggests that I probably have more than one bottle, and the one in question needs to be picked out as the blue one.

Example 8.41.

miba zutsele stizu pe
I [future]sit-in the chair associated-with
mi zi'e po do zi'e poi xunre
me and specific-to you and which is-red.

I will sit in my chair (really yours), the red one.

[Example 8.41](#) illustrates that more than two relative phrases or clauses can be connected with [zi'e](#). It almost defies colloquial translation because of the very un-English contrast between *pe mi*, implying that the chair is temporarily connected with me, and *po do*, implying that the chair has a more permanent association with you. (Perhaps I am a guest in your house, in which case the chair would

naturally be your property.)

Here is another example, mixing a relative phrase and two relative clauses, a restrictive one and a non-restrictive one:

Example 8.42.

miba citkale dembipe mi zi'e poi cpana
I [future]eat the beans associated-with me and which are-upon
le mi paltazi'e noi do dundake'a mi
my plate and which-incidentally you gave IT to me.

I'll eat my beans that are on my plate, the ones you gave me.

8.5. Non-veridical relative clauses: *voi*

voi NOI non-veridical relative clause introducer

There is another member of selma'o NOI which serves to introduce a third kind of relative clause: *voi*. Relative clauses introduced by *voi* are restrictive, like those introduced by *poi*. However, there is a fundamental difference between *poi* and *voi* relative clauses. A *poi* relative clause is said to be veridical, in the same sense that a description using *lo* or *loi* is: it is essential to the interpretation that the bridi actually be true. For example:

Example 8.43.

le gerku poi blabi cuklama
The dog which is-white goes.

it must actually be true that the dog is white, or the sentence constitutes a miscommunication. If there is a white dog and a brown dog, and the speaker uses *le gerku poi blabi* to refer to the brown dog, then the listener will not understand correctly. However,

Example 8.44.

le gerku voi blabi cuklama
The dog which-I-describe-as white goes.

puts the listener on notice that the dog in question may not actually meet objective standards (whatever they are) for being white: only the speaker can say exactly what is meant by the term. In this way, *voi* is like *le*; the speaker's intention determines the meaning.

As a result, the following two sentences

Example 8.45.

le nanmu cu ninmu
That-which-I-describe-as a-man is-a-woman.

The “ guy ” is actually a gal.

Example 8.46.

ti voi nanmu cu ninmu
This-thing which-I-describe-as a-man is-a-woman.

mean essentially the same thing (except that [Example 8.46](#) involves pointing thanks to the use of *ti*, whereas [Example 8.45](#) doesn't), and neither one is self-contradictory: it is perfectly all right to describe something as a man (although perhaps confusing to the listener) even if it actually is a woman.

8.6. Relative clauses and descriptors

So far, this chapter has described the various kinds of relative clauses (including relative phrases). The list is now complete, and the rest of the chapter will be concerned with the syntax of sumti that include relative clauses. So far, all relative clauses have appeared directly after the sumti to which they are attached. This is the most common position (and originally the only one), but a variety of other placements are also possible which produce a variety of semantic effects.

There are actually three places where a relative clause can be attached to a description sumti: after the descriptor (*le*, *lo*, or whatever), after the embedded selbri but before the elidable terminator (which is *ku*), and after the *ku*. The relative clauses attached to descriptors that we have seen have occupied the second position. Thus [Example 8.43](#), if written out with all elidable terminators, would appear as:

Example 8.47.

le gerku poi blabi ku'oku cuklamavau
The(dog which(is-white)) goes .

The dog which is white is going.

Here *ku'o* is the terminator paired with *poi* and *ku* with *le*, and *vau* is the terminator of the whole bridi.

When a simple descriptor using *le*, like *le gerku*, has a relative clause attached, it is purely a matter of style and emphasis where the relative clause should go. Therefore, the following examples are all equivalent in meaning to [Example 8.47](#):

Example 8.48.

le poi blabi ku'ogerku cuklama
The such-that-(it-is-white) dog goes.

Example 8.49.

le gerkukupoi blabi cuklama
The(dog) which is-white goes.

[Example 8.47](#) will seem most natural to speakers of languages like English, which always puts relative clauses after the noun phrases they are attached to; [Example 8.48](#), on the other hand, may seem more natural to Finnish or Chinese speakers, who put the relative clause first. Note that in [Example 8.48](#), the elidable terminator *ku'o* must appear, or the selbri of the relative clause (*blabi*) will merge with the selbri of the description (*gerku*), resulting in an ungrammatical sentence. The purpose of the form appearing in [Example 8.49](#) will be apparent shortly.

As is explained in detail in [Section 6.7](#), two different numbers (known as the “ inner quantifier ” and the “ outer quantifier ”) can be attached to a description. The inner quantifier specifies how many things the descriptor refers to: it appears between the descriptor and the description selbri. The outer quantifier appears before the descriptor, and specifies how many of the things referred to by the descriptor are involved in this particular bridi. In the following example,

Example 8.50.

re 𐀀 le mu prenu cuklamale zarci
Two of the five persons go-to the market.

Two of the five people [that I have in mind] are going to the market.

mu is the inner quantifier and *re* is the outer quantifier. Now what is meant by attaching a relative clause to the sumti *re le mu prenu* ? Suppose the relative clause is *poi ninmu* (meaning “ who are women ”). Now the three possible attachment points discussed previously take on significance.

Example 8.51.

re ¶ le poi ninmu ku'o
Two of the such-that([they]are-women)
mu prenu cuklamale zarci
five persons go-to the market.

Two women out of the five persons go to the market.

Example 8.52.

re ¶ le mu prenu poi ninmu [ku]cuklamale zarci
Two of the (five persons which-(are-women)) go-to the market.

Two of the five women go to the market.

Example 8.53.

re ¶ le mu prenu kupoi ninmu cuklamale zarci
(Two of the five persons) which-(are-women) go-to the market.

Two women out of the five persons go to the market.

As the parentheses show, [Example 8.52](#) means that all five of the persons are women, whereas [Example 8.53](#) means that the two who are going to the market are women. How do we remember which is which? If the relative clause comes after the explicit *ku*, as in [Example 8.53](#), then the sumti as a whole is qualified by the relative clause. If there is no *ku*, or if the relative clause comes before an explicit *ku*, then the relative clause is understood to apply to everything which the underlying selbri applies to.

What about [Example 8.51](#)? By convention, it means the same as [Example 8.53](#), and it requires no *ku*, but it does typically require a *ku'o* instead. Note that the relative clause comes before the inner quantifier.

When *le* is the descriptor being used, and the sumti has no explicit outer quantifier, then the outer quantifier is understood to be *ro* (meaning “ all ”), as is explained in [Section 6.7](#). Thus *le gerku* is taken to mean “ all of the things I refer to as dogs ”, possibly all one of them. In that case, there is no difference between a relative clause after the *ku* or before it. However, if the descriptor is *lo*, the difference is quite important:

Example 8.54.

lo prenu kunoi blabi cuklamale zarci
(Some persons) incidentally-which-(are-white) go-to the market.

Some people, who are white, go to the market.

Example 8.55.

lo prenu noi blabi [ku]cuklamale zarci
Some (persons incidentally-which are-white) go to-the market.

Some of the people, who by the way are white, go to the market.

Both [Example 8.54](#) and [Example 8.55](#) tell us that one or more persons are going to the market. However, they make very different incidental claims. Now, what does *lo prenu noi blabi* mean? Well, the default inner quantifier is *ro* (meaning “ all ”), and the default outer quantifier is *su'o* (meaning “ at least one ”). Therefore, we must first take all persons, then choose at least one of them. That one or more people will be going.

In [Example 8.54](#), the relative clause described the sumti once the outer quantifier was applied: one or more people, who are white, are going. But in [Example 8.55](#), the relative clause actually describes the sumti before the outer quantification is applied, so that it ends up meaning “ First take all persons – by the way, they're all white ”. But not all people are white, so the incidental claim being made here is false.

The safe strategy, therefore, is to always use *ku* when attaching a *noi* relative clause to a *lo* descriptor. Otherwise we may end up claiming far too much.

When the descriptor is *la*, indicating that what follows is a selbri used for

naming, then the positioning of relative clauses has a different significance. A relative clause inside the [ku](#), whether before or after the selbri, is reckoned part of the name; a relative clause outside the [ku](#) is not. Therefore,

Example 8.56.

miviskala nanmupoi terpale ke'a xirma[ku]
I see that-named-(man which fears the of-IT horse).

I see Man Afraid Of His Horse.

says that the speaker sees a person with a particular name, who does not necessarily fear any horses, whereas

Example 8.57.

miviskala nanmukupoi terpale ke'a xirma.
I see that-named-(Man) which fears the of-IT horse.

I see the person named “ Man ” who is afraid of his horse.

refers to one (or more) of those named “ Man ” , namely the one(s) who are afraid of their horses.

Finally, so-called indefinite sumti like *re karce* , which means almost the same as *re lo karce* (which in turn means the same as *re lo ro karce*), can have relative clauses attached; these are taken to be of the outside-the- [ku](#) variety. Here is an example:

Example 8.58.

miponse re karce[ku]poi xekri
I possess two cars which-are black.

The restrictive relative clause only affects the two cars being affected by the main bridi, not all cars that exist. It is ungrammatical to try to place a relative clause within an indefinite sumti (that is, before an explicitly expressed terminating [ku](#).) Use an explicit [lo](#) instead.

8.7. Possessive sumti

In [Example 8.15](#) through [Example 8.17](#), the sumti *le mi karce* appears, glossed as “ my car ” . Although it might not seem so, this sumti actually contains a relative phrase. When a sumti appears between a descriptor and its description selbri, it is actually a *pe* relative phrase. So

Example 8.59.

le mi karce cu xunre
My car is-red.

and

Example 8.60.

le pe mi karce cu xunre
The (associated-with me) car is-red.

mean exactly the same thing. Furthermore, since there are no special considerations of quantifiers here,

Example 8.61.

le karce pe mi cu xunre
The car associated-with me is-red.

means the same thing as well. A sumti like the one in [Example 8.59](#) is called a “ possessive sumti ” . Of course, it does not really indicate possession in the sense of ownership, but like *pe* relative phrases, indicates only weak association; you can say *le mi karce* even if you've only borrowed it for the night. (In English, “ my car ” usually means *le karce po mi* , but we do not have the same sense of possession in “ my seat on the bus ” ; Lojban simply makes the weaker sense the standard one.) The inner sumti, *mi* in [Example 8.59](#), is correspondingly called the “ possessor sumti ” .

Historically, possessive sumti existed before any other kind of relative phrase or clause, and were retained when the machinery of relative phrases and clauses as detailed in this chapter so far was slowly built up. When preposed relative clauses of the [Example 8.60](#) type were devised, possessive sumti were most easily viewed as a special case of them.

Although any sumti, however complex, can appear in a full-fledged relative

phrase, only simple sumti can appear as possessor sumti, without a *pe*. Roughly speaking, the legal possessor sumti are: pro-sumti, quotations, names and descriptions, and numbers. In addition, the possessor sumti may not be preceded by a quantifier, as such a form would be interpreted as the unusual “ descriptor + quantifier + sumti ” type of description. All these sumti forms are explained in full in [Chapter 6](#).

Here is an example of a description used in a possessive sumti:

Example 8.62.

le █ le nanmukukarce cublanu
The (associated-with the man) car is-blue.

The man's car is blue.

Note the explicit *ku* at the end of the possessor sumti, which prevents the selbri of the possessor sumti from merging with the selbri of the main description sumti. Because of the need for this *ku*, the most common kind of possessor sumti are pro-sumti, especially personal pro-sumti, which require no elidable terminator. Descriptions are more likely to be attached with relative phrases.

And here is a number used as a possessor sumti:

Example 8.63.

le li mu jdice se bende
The of-the-number five judging team-member

Juror number 5

which is not quite the same as “ the fifth juror ” ; it simply indicates a weak association between the particular juror and the number 5.

A possessive sumti may also have regular relative clauses attached to it. This would need no comment if it were not for the following special rule: a relative clause immediately following the possessor sumti is understood to affect the possessor sumti, not the possessive. For example:

Example 8.64.

le mi noi sipna vaukarce cuna klama
The of-me incidentally-which-(is-sleeping) car isn't going.

means that my car isn't going; the incidental claim of *noi sipna* applies to me, not my car, however. If I wanted to say that the car is sleeping (whatever that might mean) I would need:

Example 8.65.

le mi karcepoi sipna cuna klama
The-of-me car which sleeps isn't going.

Note that [Example 8.64](#) uses *vau* rather than *ku'o* at the end of the relative clause: this terminator ends every simple bridi and is almost always elidable; in this case, though, it is a syllable shorter than the equally valid alternative, *ku'o*.

8.8. Relative clauses and complex sumti: *vu'o*

The following cmavo is discussed in this section:

vu'o VUhO relative clause attacher

Normally, relative clauses attach only to simple sumti or parts of sumti: pro-sumti, names and descriptions, pure numbers, and quotations. An example of a relative clause attached to a pure number is:

Example 8.66.

li painoi na'e frinu namcu
The-number pi, incidentally-which is-a-non-fraction number

The irrational number pi

And here is an incidental relative clause attached to a quotation:

Example 8.67.

lu miklamale zarci li'u
[quote] I go-to the market [unquote]
noi micusku ke'acujufra
incidentally-which-(I express IT) is-a-sentence.

“ I'm going to the market ” , which I'd said, is a sentence.

which may serve to identify the author of the quotation or some other relevant, but subsidiary, fact about it. All such relative clauses appear only after the simple sumti, never before it.

In addition, sumti with attached sumti qualifiers of selma'o LAhE or NAhE+BO (which are explained in detail in [Section 6.10](#)) can have a relative clause appearing after the qualifier and before the qualified sumti, as in:

Example 8.68.

la'e poi tolcitnovaulu le xunre
A-referent-of(which is-old) [quote]The Red
cmaxirma li'u cuzvatile vu kumfa
Small-horse[unquote] is-at the[far-distance]room.

An old “ The Red Pony ” is in the far room.

[Example 8.68](#) is a bit complex, and may need some picking apart. The quotation *lu le xunre cmaxirma li'u* means the string of words “ The Red Pony ” . If the *la'e* at the beginning of the sentence were omitted, [Example 8.68](#) would claim that a certain string of words is in a room distant from the speaker. But obviously a string of words can't be in a room! The effect of the *la'e* is to modify the sumti so that it refers not to the words themselves, but to the referent of those words, a novel by John Steinbeck (presumably in Lojban translation). The particular copy of “ The Red Pony ” is identified by the restrictive relative clause. [Example 8.68](#) means exactly the same as:

Example 8.69.

la'e lu le xunre cmaxirma li'u lu'u
A-referent-of([quote]The Red Small-horse[unquote])
poi to'ercitnocuzvatile vu kumfa
which is-old is-at the[far-distance]room.

and the two sentences can be considered stylistic variants. Note the required *lu'u* terminator, which prevents the relative clause from attaching to the quotation itself: we do not wish to refer to an old quotation!

Sometimes, however, it is important to make a relative clause apply to the whole of a more complex sumti, one which involves logical or non-logical connection (explained in [Chapter 14](#)). For example,

Example 8.70.

la .frank. .e la .djordj. noi
That-named Frank and that-named George incidentally-who
nanmu cuklamale zdani
is-a-man go-to the house.

Frank and George, who is a man, go to the house.

The incidental claim in [Example 8.70](#) is not that Frank and George are men, but only that George is a man, because the incidental relative clause attaches only to *la djordj*, the immediately preceding simple sumti.

To make a relative clause attach to both parts of the logically connected sumti in [Example 8.70](#), a new cmavo is needed, *vu'o* (of selma'o VUhO). It is placed between the sumti and the relative clause, and extends the sphere of influence of that relative clause to the entire preceding sumti, including however many logical or non-logical connectives there may be.

Example 8.71.

la .frank. .e la .djordj. vu'o
(That-named Frank and that-named George)
noi nanmu cuklamale zdani
incidentally-who are men go to-the house.

Frank and George, who are men, go to the house.

The presence of *vu'o* here means that the relative clause *noi nanmu* extends to the entire logically connected sumti *la .frank. .e la .djordj.*; in other words, both Frank and George are claimed to be men, as the colloquial translation shows.

English is able to resolve the distinction correctly in the case of [Example 8.70](#) and [Example 8.71](#) by making use of number: “ who is ” rather than “ who are ” . Lojban doesn't distinguish between singular and plural verbs: *nanmu* can mean “ is a man ” or “ are men ” , so another means is required. Furthermore, Lojban's mechanism works correctly in general: if *nanmu* (meaning “ is-a-man ”) were replaced with *pu bajra* (“ ran ”), English would have to make the distinction

some other way:

Example 8.72.

la .frank.e la .djordj. noi
That-named Frank and (that-named George who
pu bajra cuklamale zdani
[past]runs) go-to the house.

Frank and George, who ran, go to the house.

Example 8.73.

la .frank.e la .djordj. vu'o
(That-named Frank and that-named George)
noi pu bajra cuklamale zdani
who[past]run go-to the house.

Frank and George, who ran, go to the house.

In spoken English, tone of voice would serve; in written English, one or both sentences would need rewriting.

8.9. Relative clauses in vocative phrases

Vocative phrases are explained in more detail in [Section 6.11](#). Briefly, they are a method of indicating who a sentence or discourse is addressed to: of identifying the intended listener. They take three general forms, all beginning with cmavo from selma'o COI or DOI (called “ vocative words ” ; there can be one or many), followed by either a cmevla, a selbri, or a sumti. Here are three examples:

Example 8.74.

coi .frank.

Hello, Frank.

Example 8.75.

co'o xirma

Goodbye, horse.

Example 8.76.

fi'i la .frank. .e la .djordj.

Welcome, Frank and George!

Note that [Example 8.75](#) says farewell to something which doesn't really have to be a horse, something that the speaker simply thinks of as being a horse, or even might be something (a person, for example) who is named " Horse " . In a sense, [Example 8.75](#) is ambiguous between *co'o le xirma* and *co'o la xirma* , a relatively safe semantic ambiguity, since names are ambiguous in general: saying " George " doesn't distinguish between the possible Georges.

Similarly, [Example 8.74](#) can be thought of as an abbreviation of:

Example 8.77.

coi la .frank.
Hello, the-one-named " Frank " .

Syntactically, vocative phrases are a kind of free modifier, and can appear in many places in Lojban text, generally at the beginning or end of some complete construct; or, as in [Example 8.74](#) to [Example 8.76](#) , as sentences by themselves.

As can be seen, the form of vocative phrases is similar to that of sumti, and as you might expect, vocative phrases allow relative clauses in various places. In vocative phrases which are simple names (after the vocative words), any relative clauses must come just after the names:

Example 8.78.

coi .frank.poi xunre se bende

Hello, Frank whois-a-red team-member

Hello, Frank from the Red Team!

The restrictive relative clause in [Example 8.78](#) suggests that there is some other Frank (perhaps on the Green Team) from whom this Frank, the one the speaker is greeting, must be distinguished.

A vocative phrase containing a selbri can have relative clauses either before or after the selbri; both forms have the same meaning. Here are some examples:

Example 8.79.

co'o poi mizvati ke'a ku'oxirma
Goodbye, such-that-(I am-at IT) horse

Goodbye, horse where I am!

Example 8.80.

co'o xirma poi mizvati
Goodbye, horse such-that-(I am-at-it).

[Example 8.79](#) and [Example 8.80](#) mean the same thing. In fact, relative clauses can appear in both places.

8.10. Relative clauses within relative clauses

For the most part, these are straightforward and uncomplicated: a sumti that is part of a relative clause bridi may itself be modified by a relative clause:

Example 8.81.

le prenu poi zvatile kumfapoi blanu cumasno
The person whois-in the room whichis-blue is-slow.

However, an ambiguity can exist if [ke'a](#) is used in a relative clause within a relative clause: does it refer to the outermost sumti, or to the sumti within the outer relative clause to which the inner relative clause is attached? The latter. To refer to the former, use a subscript on [ke'a](#):

Example 8.82.

le prenu poi zvatile kumfapoi ke'axirezbasuke'acumasno
The person who is-in the room which IT-sub-2 built IT is-slow.

The person who is in the room which he built is slow.

Here, the meaning of “ IT-sub-2 ” is that sumti attached to the second relative clause, counting from the innermost, is used. Therefore, *ke'axipa* (IT-sub-1) means the same as plain *ke'a*.

Alternatively, you can use a prenex (explained in full in [Chapter 16](#)), which is syntactically a series of sumti followed by the special cmavo *zo'u*, prefixed to the relative clause *bridi*:

Example 8.83.

le prenupoi ke'agoiko'azo'u
The man who (IT = it1 :
ko'azvatile kumfapoi ke'agoiko'ezo'u
it1 is-in the room which (IT = it2 :
ko'azbasuko'e cumasno
it1 built it2) is-slow.

[Example 8.83](#) is more verbose than [Example 8.82](#), but may be clearer, since it explicitly spells out the two *ke'a* cmavo, each on its own level, and assigns them to the assignable cmavo *ko'a* and *ko'e* (explained in [Section 7.5](#)).

8.11. Index of relative clause cmavo

Relative clause introducers (selma'o NOI):

noi incidental clauses

poi restrictive clauses

voi restrictive clauses (non-veridical)

Relative phrase introducers (selma'o GOI):

goi pro-sumti assignment

pe restrictive association

ne incidental association

po extrinsic (alienable) possession

po'e intrinsic (inalienable) possession

po'u restrictive identification

no'u incidental identification

Relativizing pro-sumti (selma'o KOhA):

ke'a pro-sumti for relativized sumti

Relative clause joiner (selma'o ZIhE):

zi'e joins relative clauses applying to a single sumti

Relative clause associator (selma'o VUhO):

vu'o causes relative clauses to apply to all of a complex sumti

Elidable terminators (each its own selma'o):

ku'o relative clause elidable terminator

ge'u relative phrase elidable terminator

Chapter 9. To Boston via the toad go I, with an excursion into the land of modals

The picture for chapter 9

9.1. Introductory

The basic type of Lojban sentence is the *bridi*: a claim by the speaker that certain objects are related in a certain way. The objects are expressed by Lojban grammatical forms called *sumti*; the relationship is expressed by the Lojban grammatical form called a *selbri*.

The *sumti* are not randomly associated with the *selbri*, but according to a systematic pattern known as the “place structure” of the *selbri*. This chapter describes the various ways in which the place structure of Lojban *bridi* is expressed and by which it can be manipulated. The place structure of a *selbri* is a sequence of empty slots into which the *sumti* associated with that *selbri* are placed. The *sumti* are said to occupy the places of the *selbri*.

For our present purposes, every *selbri* is assumed to have a well-known place structure. If the *selbri* is a *brivla*, the place structure can be looked up in a dictionary (or, if the *brivla* is a *lujvo* not in any dictionary, inferred from the principles of *lujvo* construction as explained in [Chapter 12](#)); if the *selbri* is a *tanru*, the place structure is the same as that of the final component in the *tanru*.

The stock example of a place structure is that of the *gismu* *klama*:

klama x₁ comes/goes to destination x₂ from origin x₃ via route x₄
employing means of transport x₅.

The “x₁ ... x₅” indicates that *klama* is a five-place predicate, and show the natural order (as assigned by the language engineers) of those places: agent, destination, origin, route, means.

The place structures of *brivla* are not absolutely stable aspects of the language. The work done so far has attempted to establish a basic place structure on which all users can, at first, agree. In the light of actual experience with the individual *selbri* of the language, there will inevitably be some degree of change to the

brivla place structures.

9.2. Standard bridi form: *cu*

The following cmavo is discussed in this section:

cu CU prefixed selbri separator

The most usual way of constructing a bridi from a selbri such as [klama](#) and an appropriate number of sumti is to place the sumti intended for the x 1 place before the selbri, and all the other sumti in order after the selbri, thus:

Example 9.1.

micu klama la .bastn. la .atlantas.
I go to-that-named Boston from-that-named Atlanta
le dargule karce
via-the road using-the car.

Here the sumti are assigned to the places as follows:

x 1 agent [mi](#)
x 2 destination *la .bastn.*
x 3 origin *la .atlantas.*
x 4 route *le dargu*
x 5 means *le karce*

(Note: Many of the examples in the rest of this chapter will turn out to have the same meaning as [Example 9.1](#); this fact will not be reiterated.)

This ordering, with the x 1 place before the selbri and all other places in natural order after the selbri, is called “ standard bridi form ” , and is found in the bulk of Lojban bridi, whether used in main sentences or in subordinate clauses. However, many other forms are possible, such as:

Example 9.2.

mila .bastn. la .atlantas.
I, to-that-named Boston from-that-named Atlanta
le dargule karce cu klama
via-the road using-the car, go.

Here the selbri is at the end; all the sumti are placed before it. However, the same order is maintained.

Similarly, we may split up the sumti, putting some before the selbri and others after it:

Example 9.3.

mila .bastn. cuklama la .atlantas.
I to-that-named Boston go from-that-named Atlanta
le dargule karce
via-the road using-the car.

All of the variant forms in this section and following sections can be used to place emphasis on the part or parts which have been moved out of their standard places. Thus, [Example 9.2](#) places emphasis on the selbri (because it is at the end); [Example 9.3](#) emphasizes *la .bastn.*, because it has been moved before the selbri. Moving more than one component may dilute this emphasis. It is permitted, but no stylistic significance has yet been established for drastic reordering.

In all these examples, the cmavo *cu* (belonging to selma'o CU) is used to separate the selbri from any preceding sumti. It is never absolutely necessary to use *cu*. However, providing it helps the reader or listener to locate the selbri quickly, and may make it possible to place a complex sumti just before the selbri, allowing the speaker to omit elidable terminators, possibly a whole stream of them, that would otherwise be necessary.

The general rule, then, is that the selbri may occur anywhere in the bridi as long as the sumti maintain their order. The only exception (and it is an important one) is that if the selbri appears first, the x₁ sumti is taken to have been omitted:

Example 9.4.

klama la .bastn.
A-goer to-that-named Boston
Goes to-Boston
la .atlantas.
from-that-named Atlanta
from-Atlanta
le dargu
via-the road
via-the road
le karce
using-the car.

using-the car.

Look: a goer to Boston from Atlanta via the road using the car!

Here the x_1 place is empty: the listener must guess from context who is going to Boston. In [Example 9.4](#), *klama* is glossed “ a goer ” rather than “ go ” because “ Go ” at the beginning of an English sentence would suggest a command: “ Go to Boston! ” . [Example 9.4](#) is not a command, simply a normal statement with the x_1 place unspecified, causing the emphasis to fall on the selbri *klama* . Such a brid, with empty x_1 , is called an “ observative ” , because it usually calls on the listener to observe something in the environment which would belong in the x_1 place. The third translation above shows this observative nature. Sometimes it is the relationship itself which the listener is asked to observe.

(There is a way to both provide a sumti for the x_1 place and put the selbri first in the brid: see [Example 9.14](#) .)

Suppose the speaker desires to omit a place other than the x_1 place? (Presumably it is obvious or, for one reason or another, not worth saying.) Places at the end may simply be dropped:

Example 9.5.

mi klama la .bastn. la .atlantas.

I go to-Boston from-Atlanta (via an unspecified route, using an unspecified means).

[Example 9.5](#) has empty x_4 and x_5 places: the speaker does not specify the route or the means of transport. However, simple omission will not work for a place when the places around it are to be specified: in

Example 9.6.

mi klama la .bastn. la .atlantas. le karce
I go to-that-named Boston from-that-named Atlanta via-the car.

le karce occupies the x_4 place, and therefore [Example 9.6](#) means:

I go to Boston from Atlanta, using the car as a route.

This is nonsense, since a car cannot be a route. What the speaker presumably meant is expressed by:

Example 9.7.

miklamala .bastn. la .atlantas.
I go to-that-named Boston from-that-named Atlanta
zo'e le karce
via-something-unspecified using-the car.

Here the sumti cmavo [zo'e](#) is used to explicitly fill the x 4 place; [zo'e](#) means “ the unspecified thing ” and has the same meaning as leaving the place empty: the listener must infer the correct meaning from context.

9.3. Tagging places: FA

The following cmavo are discussed in this section:

fa FA tags x 1 place

fe FA tags x 2 place

fi FA tags x 3 place

fo FA tags x 4 place

fu FA tags x 5 place

fi'a FA place structure question

In sentences like [Example 9.1](#), it is easy to get lost and forget which sumti falls in which place, especially if the sumti are more complicated than simple names or descriptions. The place structure tags of selma'o FA may be used to help clarify place structures. The five cmavo [fa](#), [fe](#), [fi](#), [fo](#), and [fu](#) may be inserted just before the sumti in the x 1 to x 5 places respectively:

Example 9.8.

fa micuklamafe la .bastn.fi la .atlantas.
 x 1 = I go x 2 = that-named Boston x 3 = that-named Atlanta
 fo le dargufu le karce
 x 4 = the road x 5 = the car.

I go to Boston from Atlanta via the road using the car.

In [Example 9.8](#), the tag *fu* before *le karce* clarifies that *le karce* occupies the x 5 place of *klama*. The use of *fu* tells us nothing about the purpose or meaning of the x 5 place; it simply says that *le karce* occupies it.

In [Example 9.8](#), the tags are overkill; they serve only to make [Example 9.1](#) even longer than it is. Here is a better illustration of the use of FA tags for clarification:

Example 9.9.

fa miklamafe le zdani bemi be'o poi
 x 1 = I go x 2 = (the house of me) which
 nurma vau fi la .nu,IORK.
 is-rural x 3 = that-named New-York.

In [Example 9.9](#), the place structure of *klama* is as follows:

x 1 agent *mi*
 x 2 destination *le zdani be mi be'o poi nurma vau*
 x 3 origin *la .nu,IORK.*
 x 4 route (empty)
 x 5 means (empty)

The *fi* tag serves to remind the hearer that what follows is in the x 3 place of *klama*; after listening to the complex sumti occupying the x 2 place, it's easy to get lost.

Of course, once the sumti have been tagged, the order in which they are specified no longer carries the burden of distinguishing the places. Therefore, it is perfectly all right to scramble them into any order desired, and to move the selbri to anywhere in the bridi, even the beginning:

Example 9.10.

klama fa mifi la .atlantas.fu le karce
 go x 1 = I x 3 = that-named Atlanta x 5 = the car

fe la .bastn.fo le dargu
x 2 = that-named Boston x 4 = the road.

Go I from Atlanta using the car to Boston via the road.

Note that no [cu](#) is permitted before the selbri in [Example 9.10](#), because [cu](#) separates the selbri from any preceding sumti, and [Example 9.10](#) has no such sumti.

Example 9.11.

fu le karcefo le dargufi la .atlantas.
x 5 = the car x 4 = the road x 3 = that-named Atlanta
fe la .bastn.cu klama fa mi
x 2 = that-named Boston go x 1 = I

Using the car, via the road, from Atlanta to Boston go I.

[Example 9.11](#) exhibits the reverse of the standard bridi form seen in [Example 9.1](#) and [Example 9.8](#), but still means exactly the same thing. If the FA tags were left out, however, producing:

Example 9.12.

le karcele dargula .atlantas.
The car to-the road from-that-named Atlanta
la .bastn.cu klama mi
via-that-named Boston goes using-me.

The car goes to the road from Atlanta, with Boston as the route, using me as a means of transport.

the meaning would be wholly changed, and in fact nonsensical.

Tagging places with FA cmavo makes it easy not only to reorder the places but also to omit undesirable ones, without any need for [zo'e](#) or special rules about the x 1 place:

Example 9.13.

klama fi la .atlantas.fe la .bastn.
A-goer x₃ = that-named Atlanta x₂ = that-named Boston
fu le karce
x₅ = the car.

A goer from Atlanta to Boston using the car.

Here the x₁ and x₄ places are empty, and so no sumti are tagged with *fa* or *fo*; in addition, the x₂ and x₃ places appear in reverse order.

What if some sumti have FA tags and others do not? The rule is that after a FA-tagged sumti, any sumti following it occupy the places numerically succeeding it, subject to the proviso that an already-filled place is skipped:

Example 9.14.

klama fa mila .bastn. la .atlantas.
Go x₁ = I x₂ = that-named Boston x₃ = that-named Atlanta
le dargule karce
x₄ = the road x₅ = the car.

Go I to Boston from Atlanta via the road using the car.

In [Example 9.14](#), the *fa* causes *mi* to occupy the x₁ place, and then the following untagged sumti occupy in order the x₂ through x₅ places. This is the mechanism by which Lojban allows placing the selbri first while specifying a sumti for the x₁ place.

Here is a more complex (and more confusing) example:

Example 9.15.

miklama fi la .atlantas.le dargu
I go x₃ = that-named Atlanta, the road
fe la .bastn. le karce
x₂ = that-named Boston, the car.

I go from Atlanta via the road to Boston using the car.

In [Example 9.15](#), *mi* occupies the x_1 place because it is the first sumti in the sentence (and is before the selbri). The second sumti, *la .atlantas.*, occupies the x_3 place by virtue of the tag *fi*, and *le dargu* occupies the x_4 place as a result of following *la .atlantas.*. Finally, *la .bastn.* occupies the x_2 place because of its tag *fe*, and *le karce* skips over the already-occupied x_3 and x_4 places to land in the x_5 place.

Such a convoluted use of tags should probably be avoided except when trying for a literal translation of some English (or other natural-language) sentence; the rules stated here are merely given so that some standard interpretation is possible.

It is grammatically permitted to tag more than one sumti with the same FA cmavo. The effect is that of making more than one claim:

Example 9.16.

```
[fa] la .rik. fa la .djein. klama  
[x1 =] that-named Rick x1 = that-named Jane goes-to  
[fe] le kindi'u fe le zdani fe le zarci  
[x2 =] the movie-theater x2 = the house x2 = the office store
```

may be taken to say that both Rick and Jane go to the movie, the house, and the office, merging six claims into one. More likely, however, it will simply confuse the listener. There are better ways, involving logical connectives (explained in [Chapter 14](#)), to say such things in Lojban. In fact, putting more than one sumti into a place is odd enough that it can only be done by explicit FA usage: this is the motivation for the proviso above, that already-occupied places are skipped. In this way, no sumti can be forced into a place already occupied unless it has an explicit FA cmavo tagging it.

The cmavo *fi'a* also belongs to selma'o FA, and allows Lojban users to ask questions about place structures. A bridi containing *fi'a* is a question, asking the listener to supply the appropriate other member of FA which will make the bridi a true statement:

Example 9.17.

```
fi'a do dunda [fe] le vi rozgu  
[what-place]? you give x2 = the nearby rose
```

In what way are you involved in the giving of this rose?

Are you the giver or the receiver of this rose?

In [Example 9.17](#), the speaker uses the selbri *dunda*, whose place structure is:

dunda x₁ gives x₂ to x₃

The tagged sumti *fi'a do* indicates that the speaker wishes to know whether the sumti *do* falls in the x₁ or the x₃ place (the x₂ place is already occupied by *le rozgu*). The listener can reply with a sentence consisting solely of a FA cmavo: *fa* if the listener is the giver, *fi* if he/she is the receiver.

I have inserted the tag *fe* in brackets into [Example 9.17](#), but it is actually not necessary, because *fi'a* does not count as a numeric tag; therefore, *le vi rozgu* would necessarily be in the x₂ place even if no tag were present, because it immediately follows the selbri.

There is also another member of FA, namely *fai*, which is discussed in [Section 9.12](#).

9.4. Conversion: SE

The following cmavo are discussed in this section:

se SE 2nd place conversion

te SE 3rd place conversion

ve SE 4th place conversion

xe SE 5th place conversion

So far we have seen ways to move sumti around within a bridi, but the actual place structure of the selbri has always remained untouched. The conversion cmavo of selma'o SE are incorporated within the selbri itself, and produce a new selbri (called a converted selbri) with a different place structure. In particular, after the application of any SE cmavo, the number and purposes of the places remain the same, but two of them have been exchanged, the x₁ place and another. Which place has been exchanged with x₁ depends on the cmavo chosen.

Thus, for example, when *se* is used, the x_1 place is swapped with the x_2 place.

Note that the cmavo of SE begin with consecutive consonants in alphabetical order. There is no “ 1st place conversion ” cmavo, because exchanging the x_1 place with itself is a pointless maneuver.

Here are the place structures of *se klama* :

x_1 is the destination of x_2 's going from x_3 via x_4 using x_5

and *te klama* :

x_1 is the origin and x_2 the destination of x_3 going via x_4 using x_5

and *ve klama* :

x_1 is the route to x_2 from x_3 used by x_4 going via x_5

and *xe klama* :

x_1 is the means in going to x_2 from x_3 via x_4 employed by x_5

Note that the place structure numbers in each case continue to be listed in the usual order, x_1 to x_5 .

Consider the following pair of examples:

Example 9.18.

la .bastn. cuse klama mi
That-named Boston is-the-destination-of-me.

Boston is my destination.

Boston is gone to by me.

Example 9.19.

fe la .bastn. cu klama fa mi
 x_2 = that-named Boston go x_1 = I.

To Boston go I.

[Example 9.18](#) and [Example 9.19](#) mean the same thing, in the sense that there is a relationship of going with the speaker as the agent and Boston as the destination (and with unspecified origin, route, and means). Structurally, however, they are quite different. [Example 9.18](#) has *la .bastn.* in the x₁ place and *mi* in the x₂ place of the selbri *se klama*, and uses standard bridi order; [Example 9.19](#) has *mi* in the x₁ place and *la .bastn.* in the x₂ place of the selbri *klama*, and uses a non-standard order.

The most important use of conversion is in the construction of descriptions. A description is a sumti which begins with a cmavo of selma'o LA or LE, called the descriptor, and contains (in the simplest case) a selbri. We have already seen the descriptions *le dargu* and *le karce*. To this we could add:

Example 9.20.

leklama

the go-er, the one who goes

In every case, the description is about something which fits into the x₁ place of the selbri. In order to get a description of a destination (that is, something fitting the x₂ place of *klama*), we must convert the selbri to *se klama*, whose x₁ place is a destination. The result is

Example 9.21.

leseklama

the destination gone to by someone

Likewise, we can create three more converted descriptions:

Example 9.22.

leteklama

the origin of someone's going

Example 9.23.

leveklama

the route of someone's going

Example 9.24.

lexeklama

the means by which someone goes

[Example 9.23](#) does not mean “ the route ” plain and simple: that is *le pluta* , using a different selbri. It means a route that is used by someone for an act of *klama* ; that is, a journey with origin and destination. A “ road ” on Mars, on which no one has traveled or is ever likely to, may be called *le pluta* , but it cannot be *le ve klama* , since there exists no one for whom it is *le ve klama be fo da* (the route taken in an actual journey by someone [da]).

When converting selbri that are more complex than a single brivla, it is important to realize that the scope of a SE cmavo is only the following brivla (or equivalent unit). In order to convert an entire tanru, it is necessary to enclose the tanru in *ke... ke'e* brackets:

Example 9.25.

mise keblanuzdani [ke'e]ti
I [2nd-conversion](blue house) this-thing

The place structure of *blanu zdani* (blue house) is the same as that of [zdani](#) , by the rule given in [Section 9.1](#) . The place structure of [zdani](#) is:

zdani x₁ is a house/nest/lair/den for inhabitant x₂

The place structure of *se ke blanu zdani [ke'e]* is therefore:

x₁ is the inhabitant of the blue house (etc.) x₂

Consequently, [Example 9.25](#) means:

I am the inhabitant of the blue house which is this thing.

Conversion applied to only part of a tanru has subtler effects which are explained in [Section 5.11](#) .

It is grammatical to convert a selbri more than once with SE; later (inner) conversions are applied before earlier (outer) ones. For example, the place structure of *se te klama* is achieved by exchanging the x_1 and x_2 place of *te klama*, producing:

x_1 is the destination and x_2 is the origin of x_3 going via x_4 using x_5

On the other hand, *te se klama* has a place structure derived from swapping the x_1 and x_3 places of *se klama*:

x_1 is the origin of x_2 's going to x_3 via x_4 using x_5

which is quite different. However, multiple conversions like this are never necessary. Arbitrary scrambling of places can be achieved more easily and far more intelligibly with FA tags, and only a single conversion is ever needed in a description.

(Although no one has made any real use of it, it is perhaps worth noting that compound conversions of the form *setese*, where the first and third cmavo are the same, effectively swap the two given places while leaving the others, including x_1 , alone: *setese* (or equivalently *tesete*) swap the x_2 and x_3 places, whereas *texete* (or *xetexe*) swap the x_3 and x_5 places.)

9.5. Modal places: FIhO, FEhU

The following cmavo are discussed in this section:

fi'o FIhO modal place prefix

fe'u FEhU modal terminator

Sometimes the place structures engineered into Lojban are inadequate to meet the needs of actual speech. Consider the gismu [viska](#), whose place structure is:

[viska](#) x_1 sees x_2 under conditions x_3

Seeing is a threefold relationship, involving an agent (le *viska*), an object of sight (le *se viska*), and an environment that makes seeing possible (le *te viska*). Seeing is done with one or more eyes, of course; in general, the eyes belong to the entity in the x_1 place.

Suppose, however, that you are blind in one eye and are talking to someone who doesn't know that. You might want to say, "I see you with the left eye." There is

no place in the place structure of [viska](#) such as “ with eye x 4 ” or the like. Lojban allows you to solve the problem by adding a new place, changing the relationship:

Example 9.26.

miviskado fi'o kanla[fe'u]le zunle
I see you[modal]eye: theleft-thing

I see you with the left eye.

The three-place relation [viska](#) has now acquired a fourth place specifying the eye used for seeing. The combination of the cmavo [fi'o](#) (of selma'o FIhO) followed by a selbri, in this case the gismu [kanla](#), forms a tag which is prefixed to the sumti filling the new place, namely *le zunle*. The semantics of *fi'o kanla le zunle* is that *le zunle* fills the x₁ place of [kanla](#), whose place structure is

[kanla](#) x₁ is an/the eye of body x₂

Thus *le zunle* is an eye. The x₂ place of [kanla](#) is unspecified and must be inferred from the context. It is important to remember that even though *le zunle* is placed following *fi'o kanla*, semantically it belongs in the x₁ place of [kanla](#). The selbri may be terminated with [fe'u](#) (of selma'o FEhU), an elidable terminator which is rarely required unless a non-logical connective follows the tag (omitting [fe'u](#) in that case would make the connective affect the selbri).

The term for such an added place is a “ modal place ”, as distinguished from the regular numbered places. (This use of the word “ modal ” is specific to the Loglan Project, and does not agree with the standard uses in either logic or linguistics, but is now too entrenched to change easily.) The [fi'o](#) construction marking a modal place is called a “ modal tag ”, and the sumti which follows it a “ modal sumti ”; the purely Lojban terms *sumtcita* and *seltcita sumti*, respectively, are also commonly used. Modal sumti may be placed anywhere within the bridi, in any order; they have no effect whatever on the rules for assigning unmarked sumti to numbered places, and they may not be marked with FA cmavo.

Consider [Example 9.26](#) again. Another way to view the situation is to consider the speaker's left eye as a tool, a tool for seeing. The relevant selbri then becomes [pilno](#), whose place structure is

[pilno](#) x₁ uses x₂ as a tool for purpose x₃

and we can rewrite [Example 9.26](#) as

Example 9.27.

miviskado fi'o se pilnole zunlekanla
I see you[modal][conversion]use: theleft eye.

I see you using my left eye.

Here the selbri belonging to the modal is *se pilno*. The conversion of *pilno* is necessary in order to get the “tool” place into x_1 , since only x_1 can be the modal sumti. The “tool user” place is the x_2 of *se pilno* (because it is the x_1 of *pilno*) and remains unspecified. The tag *fi'o pilno* would mean “with tool user”, leaving the tool unspecified.

9.6. Modal tags: BAI

There are certain selbri which seem particularly useful in constructing modal tags. In particular, *pilno* is one of them. The place structure of *pilno* is:

pilno x_1 uses x_2 as a tool for purpose x_3

and almost any selbri which represents an action may need to specify a tool. Having to say *fi'o se pilno* frequently would make many Lojban sentences unnecessarily verbose and clunky, so an abbreviation is provided in the language design: the compound cmavo *sepi'o*.

Here *se* is used before a cmavo, namely *pi'o*, rather than before a brivla. The meaning of this cmavo, which belongs to selma'o BAI, is exactly the same as that of *fi'o pilno fe'u*. Since what we want is a tag based on *se pilno* rather than *pilno* - the tool, not the tool user - the grammar allows a BAI cmavo to be converted using a SE cmavo. [Example 9.27](#) may therefore be rewritten as:

Example 9.28.

miviskado sepi'o le zunlekanla
I see you with-tool: theleft eye

I see you using my left eye.

The compound cmavo *sepi'o* is much shorter than *fi'o se pilno [fe'u]* and can be thought of as a single word meaning “with-tool”. The modal tag *pi'o*, with no *se*, similarly means “with-tool-user”, probably a less useful concept. Nevertheless, the parallelism with the place structure of *pilno* makes the additional syllable worthwhile.

Some BAI cmavo make sense with as well as without a SE cmavo; for example, [ka'a](#), the BAI corresponding to the gismu [klama](#), has five usable forms corresponding to the five places of [klama](#) respectively:

[ka'a](#) with-goer

[seka'a](#) with-destination

[teka'a](#) with-origin

[veka'a](#) with-route

[xeke'a](#) with-means-of-transport

Any of these tags may be used to provide modal places for bridj, as in the following examples:

Example 9.29.

la .eivn.cu vecnu loi flira cinta ka'a mi
That-named Avon sells a-mass-of face paint with-goer me.

I am a traveling cosmetics salesperson for Avon.

([Example 9.29](#) may seem a bit strained, but it illustrates the way in which an existing selbri, [vecnu](#) in this case, may have a place added to it which might otherwise seem utterly unrelated.)

Example 9.30.

mi cadzu seka'a la .bratfyd.
I walk with-destination that-named Bradford.

I am walking to Bradford.

Example 9.31.

bloti teka'a la .nu,IORK.
[Observative:]-is-a-boat with-origin that-named New-York

A boat from New York!

Example 9.32.

do bajraveka'a lodjine
You run with-route a circle.

You are running in circles.

Example 9.33.

micitkaxeka'a le vinji
I eat with-means-of-transport the airplane.

I eat in the airplane.

There are sixty-odd cmavo of selma'o BAI, based on selected gismu that seemed useful in a variety of settings. The list is somewhat biased toward English, because many of the cmavo were selected on the basis of corresponding English prepositions and preposition compounds such as “ with ” , “ without ” , and “ by means of ” . The BAI cmavo, however, are far more precise than English prepositions, because their meanings are fixed by the place structures of the corresponding gismu.

All BAI cmavo have the form CV'V or CVV. Most of them are CV'V, where the C is the first consonant of the corresponding gismu and the two Vs are the two vowels of the gismu. The table in [Section 9.16](#) shows the exceptions.

There is one additional BAI cmavo that is not derived from a gismu: [do'e](#) . This cmavo is used when an extra place is needed, but it seems useful to be vague about the semantic implications of the extra place:

Example 9.34.

lo nanmube do'e le berti cuklamale tcadu
Some man [related-to]the north came to-the city.

A man of the north came to the city.

Here *le berti* is provided as a modal place of the selbri [nanmu](#), but its exact significance is vague, and is paralleled in the colloquial translation by the vague English preposition “ of ” . [Example 9.34](#) also illustrates a modal place bound into a selbri with [be](#). This construction is useful when the selbri of a description requires a modal place; this and other uses of [be](#) are more fully explained in [Section 5.7](#).

9.7. Modal sentence connection: the causals

The following cmavo are discussed in this section:

ri'a BAIrinka modal: physical cause

ki'u BAIkrinu modal: justification

mu'iBAImukti modal: motivation

ni'i BAINibli modal: logical entailment

This section has two purposes. On the one hand, it explains the grammatical construct called “ modal sentence connection ” . On the other, it exemplifies some of the more useful BAI cmavo: the causals. (There are other BAI cmavo which have causal implications: [ja'e](#) means “ with result ” , and so [seja'e](#) means “ with cause of unspecified nature ” ; likewise, [gau](#) means “ with agent ” and [tezu'e](#) means “ with purpose ” . These other modal cmavo will not be further discussed here, as my purpose is to explain modal sentence connection rather than Lojbanic views of causation.)

There are four causal gismu in Lojban, distinguishing different versions of the relationships lumped in English as “ causal ” :

[rinka](#) event x 1 physically causes event x 2

[krinu](#) event x 1 is the justification for event x 2

[mukti](#) event x 1 is the (human) motive for event x 2

[nibli](#) event x 1 logically entails event x 2

Each of these gismu has a related modal: *ri'a*, *ki'u*, *mu'i*, and *ni'i* respectively. Using these gismu and these modals, we can create various causal sentences with different implications:

Example 9.35.

le spati cubanro ri'a le nu
The plant grows with-physical-cause the event-of
do djacu dunda fi le spati
you water give to the plant.

The plant grows because you water it.

Example 9.36.

la.djan.cpacule pamoise jinga
John gets the first prize
ki'u le nu la .djan.jinga
with-justification the event-of that-named John wins.

John got the first prize because he won.

Example 9.37.

milebnale cuktamu'i
I took the book with-motivation
le nu miviskale cukta
the event-of I saw the book.

I took the book because I saw it.

Example 9.38.

la.sokrates.morsibinxo ni'i
Socrates dead became with-logical-justification
le nu la .sokrates.remna
the event-of that-named Socrates is-human.

Socrates died because Socrates is human.

In [Example 9.35](#) through [Example 9.38](#), the same English word “because” is used to translate all four modals, but the types of cause being expressed are quite different. Let us now focus on [Example 9.35](#), and explore some variations on it.

As written, [Example 9.35](#) claims that the plant grows, but only refers to the event of watering it in an abstraction bridi (abstractions are explained in [Chapter 11](#)) without actually making a claim. If I express [Example 9.35](#), I have said that the plant in fact grows, but I have not said that you actually water it, merely that there is a causal relationship between watering and growing. This is semantically asymmetrical. Suppose I wanted to claim that the plant was being watered, and only mention its growth as ancillary information? Then we could reverse the main bridi and the abstraction bridi, saying:

Example 9.39.

do djacu dunda fi le spati
You water give to the plant
seri'a le nu ribanro
with-physical-effect the event-of it grows.

You water the plant; therefore, it grows.

with the [ri'a](#) changed to [seri'a](#). In addition, there are also symmetrical forms:

Example 9.40.

le nu do djacu dunda fi le spati cu
The event-of (you water give to the plant)
rinka le nu le spati cu banro
causes the event-of (the plant grows).

Your watering the plant causes its growth.

If you water the plant, then it grows.

does not claim either event, but asserts only the causal relationship between

them. So in [Example 9.40](#), I am not saying that the plant grows nor that you have in fact watered it. The second colloquial translation shows a form of “ if-then ” in English quite distinct from the logical connective “ if-then ” explained in [Chapter 14](#).

Suppose we wish to claim both events as well as their causal relationship? We can use one of two methods:

Example 9.41.

le spati cubanro .iri'abo do
The plant grows. Because you
djacu dunda fi le spati
water give to the plant.

The plant grows because you water it.

Example 9.42.

do djacu dunda fi le spati
You water give to the plant.
.iseri'abo le spati cubanro
Therefore the plant grows.

You water the plant; therefore, it grows.

The compound cmavo *.iri'abo* and *.iseri'abo* serve to connect two bridis, as the initial *.i* indicates. The final *bo* is necessary to prevent the modal from “ taking over ” the following sumti. If the *bo* were omitted from [Example 9.41](#) we would have:

Example 9.43.

le spati cubanro .iri'a do
The plant grows. Because-of you,
djacu dunda fi le spati
[something] water gives to the plant.

The plant grows. Because of you, water is given to the plant.

Because *ri'a do* is a modal sumti in [Example 9.43](#), there is no longer an explicit sumti in the x_1 place of *djacu dunda*, and the translation must be changed.

The effect of sentences like [Example 9.41](#) and [Example 9.42](#) is that the modal, *ri'a* in this example, no longer modifies an explicit sumti. Instead, the sumti is implicit, the event given by a full bridi. Furthermore, there is a second implication: that the first bridi fills the x_2 place of the gismu *rinka*; it specifies an event which is the effect. I am therefore claiming three things: that the plant grows, that you have watered it, and that there is a cause-and-effect relationship between the two.

In principle, any modal tag can appear in a sentence connective of the type exemplified by [Example 9.41](#) and [Example 9.42](#). However, it makes little sense to use any modals which do not expect events or other abstractions to fill the places of the corresponding gismu. The sentence connective *ibaubo* is perfectly grammatical, but it is hard to imagine any two sentences which could be connected by an “in-language” modal. This is because a sentence describes an event, and an event can be a cause or an effect, but not a language.

9.8. Other modal connections

Like many Lojban grammatical constructions, sentence modal connection has both forethought and afterthought forms. (See [Chapter 14](#) for a more detailed discussion of Lojban connectives.) [Section 9.7](#) exemplifies only afterthought modal connection, illustrated here by:

Example 9.44.

mijgari lei djacu
I graspthe-mass-ofwater
.iri'abo mijgari le kabri
with-physical-causeI graspthe cup.

Causing the mass of water to be grasped by me, I grasped the cup.

I grasp the water because I grasp the cup.

An afterthought connection is one that is signaled only by a cmavo (or a compound cmavo, in this case) between the two constructs being connected. Forethought connection uses a signal both before the first construct and between the two: the use of “both” and “and” in the first half of this sentence represents

a forethought connection (though not a modal one).

To make forethought modal sentence connections in Lojban, place the modal plus *gi* before the first bridi, and *gi* between the two. No *i* is used within the construct. The forethought equivalent of [Example 9.44](#) is:

Example 9.45.

ri'agi mijgari le kabrigi
With-physical-cause I grasp the cup ,
mijgari lei djacu
I grasp the-mass-of water.

Because I grasp the cup, I grasp the water.

Note that the cause, the x_1 of *rinka* is now placed first. To keep the two bridi in the original order of [Example 9.44](#), we could say:

Example 9.46.

seri'agi mijgari lei djacu gi
With-physical-effect I grasp the-mass-of water,
mijgari le kabri
I grasp the cup.

In English, the sentence “ Therefore I grasp the water, I grasp the cup ” is ungrammatical, because “ therefore ” is not grammatically equivalent to “ because ” . In Lojban, *seri'agi* can be used just like *ri'agi* .

When the two bridi joined by a modal connection have one or more elements (selbri or sumti or both) in common, there are various condensed forms that can be used in place of full modal sentence connection with both bridi completely stated.

When the bridi are the same except for a single sumti, as in [Example 9.44](#) through [Example 9.46](#), then a sumti modal connection may be employed:

Example 9.47.

mijgari ri'agi le kabrigilei djacu
I grasp because the cup , the-mass-of water.

[Example 9.47](#) means exactly the same as [Example 9.44](#) through [Example 9.46](#), but there is no idiomatic English translation that will distinguish it from them.

If the two connected bridi are different in more than one sumti, then a termset may be employed. Termsets are explained more fully in [Section 14.11](#), but are essentially a mechanism for creating connections between multiple sumti simultaneously.

Example 9.48.

midundale cuktala .djan.
I gave the book to-that-named John.
.imu'ibo la .djan.dundalei jdini mi
Motivated-by that-named John gave the-mass-of money to-me.

I gave the book to John, because John gave money to me.

means the same as:

Example 9.49.

nu'i mu'igi la .djan.lei jdini mi gi
[start]because that-named John, the-mass-of money, me;
mile cuktala .djan.nu'u dunda
I, the book, that-named John [end] gives.

Here there are three sumti in each half of the termset, because the two bridi share only their selbri.

There is no modal connection between selbri as such: bridi which differ only in the selbri can be modally connected using bridi-tail modal connection. The bridi-tail construct is more fully explained in [Section 14.9](#), but essentially it consists of a selbri with optional sumti following it. [Example 9.37](#) is suitable for bridi-tail connection, and could be shortened to:

Example 9.50.

mimu'igi viskale cuktagilebnale cukta
I, because saw the book, took the book.

Again, no straightforward English translation exists. It is even possible to shorten [Example 9.50](#) further to:

Example 9.51.

mimu'igi viskagi lebnavaule cukta
I because saw, therefore took, the book.

where *le cukta* is set off by the non-elidable [vau](#) and is made to belong to both bridi-tails - see [Section 14.9](#) for more explanations.

Since this is a chapter on rearranging sumti, it is worth pointing out that [Example 9.51](#) can be further rearranged to:

Example 9.52.

mile cukta mu'igi viskagi lebna
I, the book, because saw, therefore took.

which doesn't require the extra [vau](#); all sumti before a conjunction of bridi-tails are shared.

Finally, mathematical operands can be modally connected.

Example 9.53.

li ny.duli vo
the-number n = the-number 4.
.ini'ibo li ny.duli resu'ire
Entailed-by the-number n = the-number 2 + 2.

n = 4 because n = 2 + 2.

can be reduced to:

Example 9.54.

li ny.duli
the-number n = the-number
ni'igi veiresu'ire[ve'o]gi vo
because (2 + 2) therefore 4.

n is 2 + 2, and is thus 4.

The cmavo [vei](#) and [ve'o](#) represent mathematical parentheses, and are required so that *ni'igi* affects more than just the immediately following operand, namely the first [re](#). (The right parenthesis, [ve'o](#), is an elidable terminator.) As usual, no English translation does [Example 9.54](#) justice.

Note: Due to restrictions on the Lojban parsing algorithm, it is not possible to form modal connectives using the *fi'o*- plus-selbri form of modal. Only the predefined modals of selma'o BAI can be compounded as shown in [Section 9.7](#) and [Section 9.8](#).

9.9. Modal selbri

Consider the example:

Example 9.55.

mitavla bau la .lojban.
I speakin-language that-named Lojban
bai tu'a la .frank.
with-compeller some-act-by that-named Frank.

I speak in Lojban, under compulsion by Frank.

[Example 9.55](#) has two modal sumti, using the modals [bau](#) and [bai](#). Suppose we wanted to specify the language explicitly but be vague about who's doing the compelling. We can simplify [Example 9.55](#) to:

Example 9.56.

mitavla bau la .lojban. bai [ku].
I speakin-language that-named Lojban under-compulsion

In [Example 9.56](#), the elidable terminator [ku](#) has taken the place of the sumti which would normally follow [bai](#). Alternatively, we could specify the one who compels but keep the language vague:

Example 9.57.

mitavla bau [ku]
I speakin-some-language
bai tu'a la .frank.
under-compulsion-by some-act-by that-named Frank.

We are also free to move the modal-plus- [ku](#) around the bridi:

Example 9.58.

bau [ku]bai ku mitavla
In-some-language under-compulsion I speak.

An alternative to using [ku](#) is to place the modal cmavo right before the selbri, following the [cu](#) which often appears there. When a modal is present, the [cu](#) is almost never necessary.

Example 9.59.

mibai tavla bau la .lojban.
I compelledly speak in-language that-named Lojban.

In this use, the modal is like a tanru modifier semantically, although grammatically it is quite distinct. [Example 9.59](#) is very similar in meaning to:

Example 9.60.

mise bapli tavla bau la .lojban.
I compelledly speak in-language that-named Lojban.

The [se](#) conversion is needed because *bapli tavla* would be a “ compeller type of speaker ” rather than a “ compelled (by someone) type of speaker ” , which is what a *bai tavla* is.

If the modal preceding a selbri is constructed using [fi'o](#), then [fe'u](#) is required to prevent the main selbri and the modal selbri from colliding:

Example 9.61.

mi fi'o kanla fe'u viska do
I with eye see you.

I see you with my eye(s).

There are two other uses of modals. A modal can be attached to a pair of bridi-tails that have already been connected by a logical, non-logical, or modal

connection (see [Chapter 14](#) for more on logical and non-logical connections):

Example 9.62.

mibai kege klamale zarci
I under-compulsion(bothgo to-the market
gi cadzule bisli[ke'e]
and walk on-the ice).

Under compulsion, I both go to the market and walk on the ice.

Here the *bai* is spread over both *klama le zarci* and *cadzu le bisli* , and the *ge ... gi* represents the logical connection “ both-and ” between the two.

Similarly, a modal can be attached to multiple sentences that have been combined with *tu'e* and *tu'u* , which are explained in more detail in [Section 19.2](#) :

Example 9.63.

bai tu'e miklamale zarci
Under-compulsion[start]I go to-the market.
.imicadzule bisli[tu'u]
I walk on-the ice [end].

means the same thing as [Example 9.62](#) .

Note: Either BAI modals or *fi'o-* plus-selbri modals may correctly be used in any of the constructions discussed in this section.

9.10. Modal relative phrases; Comparison

The following cmavo are discussed in this section:

pe GOI restrictive relative phrase

ne GOI incidental relative phrase

mau BAI zmadu modal

me'a BAI mleca modal

Relative phrases and clauses are explained in much more detail in [Chapter 8](#). However, there is a construction which combines a modal with a relative phrase which is relevant to this chapter. Consider the following examples of relative clauses:

Example 9.64.

la .apasionatas. poi se cusku
The Appassionata which is-expressed-by
la .artr. .rubnstain. cuse nelci mi
that-named Arthur Rubinstein is-liked-by me.

Example 9.65.

la .apasionatas. noi se finti
The Appassionata, which is-created-by
la .betovn. cuse nelci mi
that-named Beethoven, is-liked-by me.

In [Example 9.64](#), *la .apasionatas.* refers to a particular performance of the sonata, namely the one performed by Rubinstein. Therefore, the relative clause *poi se cusku* uses the cmavo *poi* (of selma'o NOI) to restrict the meaning of *la .apasionatas* to the performance in question.

In [Example 9.65](#), however, *la .apasionatas.* refers to the sonata as a whole, and the information that it was composed by Beethoven is merely incidental. The cmavo *noi* (also of selma'o NOI) expresses the incidental nature of this relationship.

The cmavo *pe* and *ne* (of selma'o GOI) are roughly equivalent to *poi* and *noi* respectively, but are followed by sumti rather than full bridi. We can abbreviate [Example 9.64](#) and [Example 9.65](#) to:

Example 9.66.

la .apasionatas. pela .artr. .rubnstain. se nelci mi
The Appassionata of that-named Arthur Rubinstein is-liked-by me.

Example 9.67.

la .apasionatas. ne la .betovn. se nelci mi
TheAppassionata, which-is-ofthat-named Beethoven, is-liked-by me.

Here the precise selbri of the relative clauses is lost: all we can tell is that the Appassionata is connected in some way with Rubinstein (in [Example 9.66](#)) and Beethoven (in [Example 9.67](#)), and that the relationships are respectively restrictive and incidental.

It happens that both [cusku](#) and [finti](#) have BAI cmavo, namely [cu'u](#) and [fi'e](#). We can recast [Example 9.66](#) and [Example 9.67](#) as:

Example 9.68.

la .apasionatas pe cu'u
TheAppassionata expressed-by
la .artr. .rubnstain. cuse nelci mi
that-named Arthur Rubinstein is-liked-by me.

Example 9.69.

la .apasionatas ne fi'e
TheAppassionata, invented-by
la .betovn. cuse nelci mi
that-named Beethoven, is-liked-by me.

[Example 9.68](#) and [Example 9.69](#) have the full semantic content of [Example 9.64](#) and [Example 9.65](#) respectively.

Modal relative phrases are often used with the BAI cmavo [mau](#) and [me'a](#), which are based on the comparative gismu [zmadu](#) (more than) and [mleca](#) (less than) respectively. The place structures are:

[zmadu](#) x 1 is more than x 2 in property/quantity x 3 by amount x 4
[mleca](#) x 1 is less than x 2 in property/quantity x 3 by amount x 4

Here are some examples:

Example 9.70.

la .frank. nelcila .betis.
That-named Frank likes that-named Betty,
ne semau la .meiris.

which-is more-than that-named Mary.

Frank likes Betty more than (he likes) Mary.

[Example 9.70](#) requires that Frank likes Betty, but adds the information that his liking for Betty exceeds his liking for Mary. The modal appears in the form [semau](#) because the x₂ place of [zmadu](#) is the basis for comparison: in this case, Frank's liking for Mary.

Example 9.71.

la .frank.nelcila .meiris.
That-named Frank likes that-named Mary,
ne seme'a la .betis.
which-is less-than that-named Betty.

Frank likes Mary less than (he likes) Betty.

Here we are told that Frank likes Mary less than he likes Betty; the information about the comparison is the same. It would be possible to rephrase [Example 9.70](#) using [me'a](#) rather than [semau](#), and [Example 9.71](#) using [mau](#) rather than [seme'a](#), but such usage would be unnecessarily confusing. Like many BAI cmavo, [mau](#) and [me'a](#) are more useful when converted with [se](#).

If the [ne](#) were omitted in [Example 9.70](#) and [Example 9.71](#), the modal sumti ([la .meiris.](#) and [la .betis.](#) respectively) would become attached to the bridi as a whole, producing a very different translation. [Example 9.71](#) would become:

Example 9.72.

la .frank.nelcila .meiris.seme'a la .betis.
That-named Frank likes that-named Mary is-less-than that-named Betty.

Frank's liking Mary is less than Betty.

which compares a liking with a person, and is therefore nonsense.

Pure comparison, which states only the comparative information but says nothing about whether Frank actually likes either Mary or Betty (he may like neither, but dislike Betty less), would be expressed differently, as:

Example 9.73.

le ni la .frank.
The quantity-of-that-named Frank's
nelci la .betis. cu
liking that-named Betty
zmadu le ni la .frank.
is-more-than the quantity-of-that-named Frank's
nelci la .meiris.
liking that-named Mary.

The mechanisms explained in this section are appropriate to many modals other than *semau* and *seme'a*. Some other modals that are often associated with relative phrases are: *seba'i* (“ instead of ”), *ci'u* (“ on scale ”), *de'i* (“ dated ”), *du'i* (“ as much as ”). Some BAI tags can be used equally well in relative phrases or attached to bridi; others seem useful only attached to bridi. But it is also possible that the usefulness of particular BAI modals is an English-speaker bias, and that speakers of other languages may find other BAIs useful in divergent ways.

Note: The uses of modals discussed in this section are applicable both to BAI modals and to *fi'o-* plus-selbri modals.

9.11. Mixed modal connection

It is possible to mix logical connection (explained in [Chapter 14](#)) with modal connection, in a way that simultaneously asserts the logical connection and the modal relationship. Consider the sentences:

Example 9.74.

minelcido .ije minelcila .djein.
I like you. And I like that-named Jane.

which is a logical connection, and

Example 9.75.

minelcido .iki'ubo minelcila .djein.
I like you. Justified-by I like that-named Jane.

The meanings of [Example 9.74](#) and [Example 9.75](#) can be simultaneously

expressed by combining the two compound cmavo, thus:

Example 9.76.

minelcido .ijeki'ubo minelcila .djein.
I like you.And-justified-byI like that-namedJane.

Here the two sentences *mi nelci do* and *mi nelci la .djein.* are simultaneously asserted, their logical connection is asserted, and their causal relationship is asserted. The logical connective *je* comes before the modal *ki'u* in all such mixed connections.

Since *mi nelci do* and *mi nelci la .djein.* differ only in the final sumti, we can transform [Example 9.76](#) into a mixed sumti connection:

Example 9.77.

minelcido .eki'ubo la .djein.
I like youand/because that-namedJane.

Note that this connection is an afterthought one. Mixed connectives are always afterthought; forethought connectives must be either logical or modal.

There are numerous other afterthought logical and non-logical connectives that can have modal information planted within them. For example, a bridged version of [Example 9.77](#) would be:

Example 9.78.

minelcido gi'eki'ubo nelcila .djein.
I like youand/becauselike that-namedJane.

The following three complex examples all mean the same thing.

Example 9.79.

mibevrile dakli
I carrythesack.
.ijeseri'abo tu'emibevrile gerku
And-[effect](I carrythedog.
.ijadu'ibo mibevrile mlatu[tu'u]
And/or-[equal]I carrythecat.)

I carry the sack. As a result I carry the dog or I carry the cat, equally.

Example 9.80.

mibevri le dakli
I carry the sack
gi'eseri'ake bevri le gerku
and-[effect](carry the dog
gi'adu'ibo bevri le mlatu[ke'e]
and/or-[equal]carry the cat)

I carry the sack and as a result carry the dog or carry the cat equally.

Example 9.81.

mibevri le dakli
I carry the sack
.eseri'ake le gerku
and-[effect](the dog
.adu'ibo le mlatu[ke'e]
and/or-[equal]the cat)

I carry the sack, and as a result the cat or the dog equally.

In [Example 9.79](#), the *tu'e* ... *tu'u* brackets are the equivalent of the *ke* ... *ke'e* brackets in [Example 9.80](#) and [Example 9.81](#), because *ke* ... *ke'e* cannot extend across more than one sentence. It would also be possible to change the *.ijeseri'abo* to *.ije seri'a*, which would show that the *tu'e* ... *tu'u* portion was an effect, but would not pin down the *mi bevri le dakli* portion as the cause. It is legal for a modal (or a tense; see [Chapter 10](#)) to modify the whole of a *tu'e* ... *tu'u* construct.

Note: The uses of modals discussed in this section are applicable both to BAI modals and to *fi'o-* plus-selbri modals.

9.12. Modal conversion: JAI

The following cmavo are discussed in this section:

jai JAI modal conversion

fai FA modal place structure tag

So far, conversion of numbered bridi places with SE and the addition of modal places with BAI have been two entirely separate operations. However, it is possible to convert a selbri in such a way that, rather than exchanging two numbered places, a modal place is made into a numbered place. For example,

Example 9.82.

micusku bau la .lojban.
I express[something] in-language that-named Lojban.

has an explicit x₁ place occupied by *mi* and an explicit *bau* place occupied by *la .lojban.* To exchange these two, we use a modal conversion operator consisting of *jai* (of selma'o JAI) followed by the modal cmavo. Thus, the modal conversion of [Example 9.82](#) is:

Example 9.83.

la .lojban.jai bau cusku fai mi
That-named Lojban is-the-language-of-expression used-by me.

In [Example 9.83](#), the modal place *la .lojban.* has become the x₁ place of the new selbri *jai bau cusku*. What has happened to the old x₁ place? There is no numbered place for it to move to, so it moves to a special “ unnumbered place ” marked by the tag *fai* of selma'o FA.

Note: For the purposes of place numbering, *fai* behaves like *fi'a*; it does not affect the numbering of the other places around it.

Like SE conversions, JAI conversions are especially convenient in descriptions. We may refer to “ the language of an expression ” as *le jai bau cusku*, for example.

In addition, it is grammatical to use *jai* without a following modal. This usage is not related to modals, but is explained here for completeness. The effect of *jai* by itself is to send the x₁ place, which should be an abstraction, into the *fai* position, and to raise one of the sumti from the abstract sub-bridi into the x₁ place of the main bridi. This feature is discussed in more detail in [Section 11.10](#). The following two examples mean the same thing:

Example 9.84.

le nu milebnale cukta cuse krinu
The event-of(I take the book) is-justified-by
le nu miviskale cukta
the event-of(I see the book).

My taking the book is justified by my seeing it.

Example 9.85.

mijai se krinu le nu miviskale cukta kei
I am-justified-by the event-of(I see the book)
[fai le nu milebnale cukta]
[namely, the event-of(I take the book)]

I am justified in taking the book by seeing the book.

[Example 9.85](#), with the bracketed part omitted, allows us to say “ I am justified ” whereas in fact it is my action that is justified. This construction is vague, but useful in representing natural-language methods of expression.

Note: The uses of modals discussed in this section are applicable both to BAI modals and to *fi'o-* plus-selbri modals.

9.13. Modal negation

Negation is explained in detail in [Chapter 15](#). There are two forms of negation in Lojban: contradictory and scalar negation. Contradictory negation expresses what is false, whereas scalar negation says that some alternative to what has been stated is true. A simple example is the difference between “ John didn't go to Paris ” (contradictory negation) and “ John went to (somewhere) other than Paris ” (scalar negation).

Contradictory negation involving BAI *cmavo* is performed by appending *-nai* (of *selma'o NAI*) to the BAI. A common use of modals with *-nai* is to deny a causal relationship:

Example 9.86.

mi nelci do mu'inai le nu do nelci mi

I like you, but not because you like me.

[Example 9.86](#) denies that the relationship between my liking you (which is asserted) and your liking me (which is not asserted) is one of motivation. Nothing is said about whether you like me or not, merely that that hypothetical liking is not the motivation for my liking you.

Scalar negation is achieved by prefixing [na'e](#) (of selma'o NAhE), or any of the other cmavo of NAhE, to the BAI cmavo.

Example 9.87.

le spati cubanro na'emu'i le nu
The plant grows other-than-motivated-by the event-of
do djacu dunda fi le spati
you water give to the plant.

[Example 9.87](#) says that the relationship between the plant's growth and your watering it is not one of motivation: the plant is not motivated to grow, as plants are not something which can have motivation as a rule. Implicitly, some other relationship between watering and growth exists, but [Example 9.87](#) doesn't say what it is (presumably [ri'a](#)).

Note: Modals made with [fi'o](#) plus a selbri cannot be negated directly. The selbri can itself be negated either with contradictory or with scalar negation, however.

9.14. Sticky modals

The following cmavo is discussed in this section:

ki KI stickiness flag

Like tenses, modals can be made persistent from the bridri in which they appear to all following bridri. The effect of this “ stickiness ” is to make the modal, along with its following sumti, act as if it appeared in every successive bridri. Stickiness is put into effect by following the modal (but not any following sumti) with the cmavo [ki](#) of selma'o KI. For example,

Example 9.88.

mitavla bau la .lojban. bai
I speakin-language that-named Lojban compelled-by
kitu'a la .frank.
some-property-of that-named Frank.
.ibabo mitavla bau la .gliban.
Afterward, I speakin-language that-named English.

means the same as:

Example 9.89.

mitavla bau la .lojban. bai
I speakin-language that-named Lojban compelled-by
tu'a la .frank.
some-property-of that-named Frank.
.ibabo mitavla bau la .gliban. bai
Afterward, I speakin-language that-named English compelled-by
tu'a la .frank.
some-property-of that-named Frank.

In [Example 9.88](#), *bai* is made sticky, and so Frank's compelling is made applicable to every following bridi. *bau* is not sticky, and so the language may vary from bridi to bridi, and if not specified in a particular bridi, no assumption can safely be made about its value.

To cancel stickiness, use the form *BAI ki ku*, which stops any modal value for the specified BAI from being passed to the next bridi. To cancel stickiness for all modals simultaneously, and also for any sticky tenses that exist (*ki* is used for both modals and tenses), use *ki* by itself, either before the selbri or (in the form *ki ku*) anywhere in the bridi:

Example 9.90.

mikitavla

I speak (no implication about language or compulsion).

Note: Modals made with *fi'o*-plus-selbri cannot be made sticky. This is an unfortunate, but unavoidable, restriction.

9.15. Logical and non-logical connection of

modals

Logical and non-logical connectives are explained in detail in [Chapter 14](#). For the purposes of this chapter, it suffices to point out that a logical (or non-logical) connection between two bridi which differ only in a modal can be reduced to a single bridi with a connective between the modals. As a result, [Example 9.91](#) and [Example 9.92](#) mean the same thing:

Example 9.91.

la .frank.bajraseka'a le zdani
That-named Frank runs with-destination the house.
.ije la .frank.bajrateka'a le zdani
And that-named Frank runs with-origin the house.

Frank runs to the house, and Frank runs from the house.

Example 9.92.

la .frank.bajraseka'a
That-named Frank runs with-destination
je teka'a le zdani
and with-origin the house.

Frank runs to and from the house.

Neither example implies whether a single act, or two acts, of running is referred to. To compel the sentence to refer to a single act of running, you can use the form:

Example 9.93.

la .frank.bajraseka'a le zdani
That-named Frank runs with-destination the house
ce'e teka'a le zdani
[joined-to] with-origin the house.

The cmavo *ce'e* creates a termset containing two terms (termsets are explained in [Chapter 14](#) and [Chapter 16](#)). When a termset contains more than one modal tag derived from a single BAI, the convention is that the two tags are derived from a

common event.

9.16. CV'V cmavo of selma'o BAI with irregular forms

There are 65 cmavo of selma'o BAI, of which all but one ([do'e](#), discussed in [Section 9.6](#)), are derived directly from selected gismu. Of these 64 cmavo, 36 are entirely regular and have the form CV'V, where C is the first consonant of the corresponding gismu, and the Vs are the two vowels of the gismu. The remaining BAI cmavo, which are irregular in one way or another, are listed in the table below. The table is divided into sub-tables according to the nature of the exception; some cmavo appear in more than one sub-table, and are so noted.

Table 9.1. Monosyllables of the form CVV

cmavogismu comments

bai bapli

bau bangu

cau claxu

fau fasnu

gau gasnu

kai ckaji uses 2nd consonant of gismu

mau zmadu uses 2nd consonant of gismu

koi korbi

rai traji uses 2nd consonant of gismu

sau sarcu

cmavogismu comments

tai tamsi based on lujvo, not gismu

zau zanru

Table 9.2. Second consonant of the gismu as the C: (the gismu is always of the form CCVCV)

ga'a zgana

kai ckaji has CVV form (monosyllable)

ki'i ckini

la'u klani has irregular 2nd V

le'a klesi has irregular 2nd V

mau zmadu has CVV form (monosyllable)

me'e cmene

ra'a srana

ra'i kراسي

rai traji has CVV form (monosyllable)

ti'i stidi

tu'i stuzi

Table 9.3. Irregular 2nd V

fi'e finti

la'u klani uses 2nd consonant of gismu

le'a klesi uses 2nd consonant of gismu

ma'e marji

mu'u mupli

ti'u tcika

va'o vanbi

Table 9.4. Special cases

ri'i lifri uses 3rd consonant of gismu

tai tamsi based on lujvo, not gismu

va'u xamgu CV'V cmavo can't begin with x

9.17. Complete table of BAI cmavo with rough English equivalents

The following table shows all the cmavo belonging to selma'o BAI, and has seven columns. The first column is the cmavo itself; the second column is the gismu linked to it. The third column gives an English phrase which indicates the meaning of the cmavo; the fourth column indicates its meaning when preceded by [se](#).

For those cmavo with meaningful [te](#), [ve](#), and even [xe](#) conversions (depending on the number of places of the underlying gismu), the meanings of these are shown in the next columns.

It should be emphasized that the place structures of the gismu control the meanings of the BAI cmavo. The English phrases shown here are only suggestive, and are often too broad or too narrow to correctly specify what the acceptable range of uses for the modal tag are.

ba'i basti replaced by instead of

bai bapli compelled by compelling

bau bangu in language in language of

be'i benji sent by transmitting sent to with transmit transmitted origin via

ca'i catni by authority of with authority over

cau claxu lacked by without

ci'e ciste in system with system of system function components

ci'o	cinmo	felt by	feeling emotion		
ci'u	ckilu	on the scale	on scale measuring		
cu'u	cusku	as said by	expressing	as told to	expressed in medium
de'i	detri	dated	on the same date as		
di'o	diklo	at the locus of	at specific locus		
<i>do'e</i>	-----	vaguely related to			
du'i	dunli	as much as	equal to		
du'o	djuno	according to	knowing facts	knowing about	under epistemology
fa'e	fatne	reverse of	in reversal of		
<i>fau</i>	<i>fasnu</i>	in the event of			
fi'e	finti	created by	creating work	created for purpose	
ga'a	zgana	to observer	observing	observed by means	observed under conditions

gau	gasnu	with agent	as agent in doing			
ja'e	jalge	resulting in	results because of			
ja'i	javni	by rule	by rule prescribing			
ji'e	jimte	up to limit	as a limit of			
ji'o	jitro	under direction	controlling			
ji'u	jicmu	based on	supporting			
ka'a	klama	gone to by	with destination	with origin	via route	by transport mode
ka'i	krati	represented by	on behalf of			
kai	ckaji	characterizing	with property			
ki'i	ckini	as relation of	related to	with relation		
ki'u	krinu	justified by	with justified result			
koi	korbi	bounded by	as boundary of	bordering		

ku'u kulnu	in culture	in culture of		
la'u klani	as quantity of	in quantity		
le'a klesi	in category	as category of	defined by quality	
li'e lidne	led by	leading		
ma'e marji	of material	made from material	in material form of	
ma'i manri	in reference frame	as a standard of		
mau zmadu	exceeded by	more than		
me'a mleca	undercut by	less than		
me'e cmene	with name	as a name for		
mu'i mukti	motivated by	motive therefore		
mu'u mupli	exemplified by	as an example of		
ni'i nibli	entailed by	entails		
pa'a panra	in addition to	similar to	similar in pattern	similar by standard

pa'u pagbu	with component	as a part of		
pi'o pilno	used by	using tool		
po'i porsu	in the sequence	sequenced by rule		
pu'a pluka	pleased by	in order to please		
pu'e pruce	by process	processing from	processing into	passing through stages
<i>ra'a srana</i>	pertained to by	concerning		
<i>ra'i krasi</i>	from source	as an origin of		
rai traji	with superlative	superlative in	at extreme	superlative among
ri'a rinka	caused by	causing		
ri'i lifri	experienced by	experiencing		
sau sarcu	requiring	necessarily for	necessarily under conditions	
si'u sidju	aided by	assisting in		

ta'i	tadji	by method	as a method for	
tai	tamsmi	as a form of	in form	in form similar to
ti'i	stidi	suggested by	suggesting	suggested to
ti'u	tcika	with time	at the time of	
tu'i	stuzi	with site	as location of	
va'o	vanbi	under conditions	as conditions for	
va'u	xamgu	benefiting from	with beneficiary	
zau	zanru	approved by	approving	
zu'e	zunkte	with actor	with means to goal	with goal

The lujvo *tamsmi* on which *tai* is based is derived from the tanru *tarmi simsa* and has the place structure:

tamsmi x 1 has form x 2 , similar in form to x 3 in property/quality x 4

This lujvo is employed because *tarmi* does not have a place structure useful for the modal's purpose.

Chapter 10. Imaginary journeys: the

Lojban space/time tense system

The picture for chapter 10

10.1. Introductory

This chapter attempts to document and explain the space/time tense system of Lojban. It does not attempt to answer all questions of the form “ How do I say such-and-such (an English tense) in Lojban? ” Instead, it explores the Lojban tense system from the inside, attempting to educate the reader into a Lojbanic viewpoint. Once the overall system is understood and the resources that it makes available are familiar, the reader should have some hope of using appropriate tense constructs and being correctly understood.

The system of Lojban tenses presented here may seem really complex because of all the pieces and all the options; indeed, this chapter is the longest one in this book. But tense is in fact complex in every language. In your native language, the subtleties of tense are intuitive. In foreign languages, you are seldom taught the entire system until you have reached an advanced level. Lojban tenses are extremely systematic and productive, allowing you to express subtleties based on what they mean rather than on how they act similarly to English tenses. This chapter concentrates on presenting an intuitive approach to the meaning of Lojban tense words and how they may be creatively and productively combined.

What is “ tense ” ? Historically, “ tense ” is the attribute of verbs in English and related languages that expresses the time of the action. In English, three tenses are traditionally recognized, conventionally called the past, the present, and the future. There are also a variety of compound tenses used in English. However, there is no simple relationship between the form of an English tense and the time actually expressed:

- I go to London tomorrow.
- I will go to London tomorrow.
- I am going to London tomorrow.

all mean the same thing, even though the first sentence uses the present tense; the second, the future tense; and the third, a compound tense usually called “ present progressive ” . Likewise, a newspaper headline says “ JONES DIES ” , although it is obvious that the time referred to must be in the past. Tense is a mandatory category of English: every sentence must be marked for tense, even if in a way contrary to logic, because every main verb has a tense marker built into it. By contrast, Lojban brivla have no implicit tense marker attached to them.

In Lojban, the concept of tense extends to every selbri, not merely the verb-like

ones. In addition, tense structures provide information about location in space as well as in time. All tense information is optional in Lojban: a sentence like:

Example 10.1.

miklamale zarci
I go-to the market.

can be understood as:

- I went to the market.
- I am going to the market.
- I have gone to the market.
- I will go to the market.
- I continually go to the market.

as well as many other possibilities: context resolves which is correct.

The placement of a tense construct within a Lojban bridi is easy: right before the selbri. It goes immediately after the cu, and can in fact always replace the cu (although in very complex sentences the rules for eliding terminators may be changed as a result). In the following examples, pu is the tense marker for “ past time ” :

Example 10.2.

micupu klamale zarci
mi pu klamale zarci
I in-the-past go-to the market.

I went to the market.

It is also possible to put the tense somewhere else in the bridi by adding ku after it. This ku is an elidable terminator, but it's almost never possible to actually elide it except at the end of the bridi:

Example 10.3.

puku miklamale zarci
In-the-past I go-to the market.

Earlier, I went to the market.

Example 10.4.

miklmapuku le zarci
I go-to in-the-past the market.

I went earlier to the market.

Example 10.5.

miklamale zarci pu [ku]
I go-to the market in-the-past.

I went to the market earlier.

[Example 10.2](#) through [Example 10.5](#) are different only in emphasis. Abnormal order, such as [Example 10.3](#) through [Example 10.5](#) exhibit, adds emphasis to the words that have been moved; in this case, the tense cmavo [pu](#). Words at either end of the sentence tend to be more noticeable.

10.2. Spatial tenses: FAhA and VA

The following cmavo are discussed in this section:

vi VA short distance

va VA medium distance

vu VA long distance

zu'a FAhA left

ri'u FAhAright

ga'u FAhAup

ni'a FAhAdown

ca'u FAhAfront

ne'i FAhAwithin

be'a FAhAnorth of

(The complete list of FAhA cmavo can be found in [Section 10.28](#).)

Why is this section about spatial tenses rather than the more familiar time tenses of [Section 10.1](#), asks the reader? Because the model to be used in explaining both will be easier to grasp for space than for time. The explanation of time tenses will resume in [Section 10.4](#).

English doesn't have mandatory spatial tenses. Although there are plenty of ways in English of showing where an event happens, there is absolutely no need to do so. Considering this fact may give the reader a feel for what the optional Lojban time tenses are like. From the Lojban point of view, space and time are interchangeable, although they are not treated identically.

Lojban specifies the spatial tense of a bridi (the place at which it occurs) by using words from selma'o FAhA and VA to describe an imaginary journey from the speaker to the place referred to. FAhA cmavo specify the direction taken in the journey, whereas VA cmavo specify the distance gone. For example:

Example 10.6.

le nanmuva batcile gerku
The man [medium-distance]bites the dog.

Over there the man is biting the dog.

What is at a medium distance? The event referred to by the bridi: the man biting

the dog. What is this event at a medium distance from? The speaker's location. We can understand the [va](#) as saying: " If you want to get from the speaker's location to the location of the bridi, journey for a medium distance (in some direction unspecified). " This " imaginary journey " can be used to understand not only [Example 10.6](#), but also every other spatial tense construct.

Suppose you specify a direction with a FAhA cmavo, rather than a distance with a VA cmavo:

Example 10.7.

le nanmuzu'a batcile gerku
The man [left]bites the dog.

Here the imaginary journey is again from the speaker's location to the location of the bridi, but it is now performed by going to the left (in the speaker's reference frame) for an unspecified distance. So a reasonable translation is:

To my left, the man bites the dog.

The " my " does not have an explicit equivalent in the Lojban, because the speaker's location is understood as the starting point.

(Etymologically, by the way, [zu'a](#) is derived from [zunle](#), the gismu for " left " , whereas [vi](#), [va](#), and [vu](#) are intended to be reminiscent of [ti](#), [ta](#), and [tu](#), the demonstrative pronouns " this-here " , " that-there " , and " that-yonder " .)

What about specifying both a direction and a distance? The rule here is that the direction must come before the distance:

Example 10.8.

le nanmuzu'avi batcile gerku
The man [left-short-distance]bites the dog.

Slightly to my left, the man bites the dog.

As explained in [Section 10.1](#), it would be perfectly correct to use [ku](#) to move this tense to the beginning or the end of the sentence to emphasize it:

Example 10.9.

zu'aviku le nanmucubaticile gerku
[Left-short-distance]the man bites the dog.

Slightly to my left, the man bites the dog.

10.3. Compound spatial tenses

Humph, says the reader: this talk of “ imaginary journeys ” is all very well, but what's the point of it? - *zu'a* means “ on the left ” and *vi* means “ nearby ” , and there's no more to be said. The imaginary-journey model becomes more useful when so-called compound tenses are involved. A compound tense is exactly like a simple tense, but has several FAhAs run together:

Example 10.10.

le nanmuga'uzu'a batcile gerku
The man [up][left]bites the dog.

The proper interpretation of [Example 10.10](#) is that the imaginary journey has two stages: first move from the speaker's location upward, and then to the left. A translation might read:

Left of a place above me, the man bites the dog.

(Perhaps the speaker is at the bottom of a manhole, and the dog-biting is going on at the edge of the street.)

In the English translation, the keywords “ left ” and “ above ” occur in reverse order to the Lojban order. This effect is typical of what happens when we “ unfold ” Lojban compound tenses into their English equivalents, and shows why it is not very useful to try to memorize a list of Lojban tense constructs and their colloquial English equivalents.

The opposite order also makes sense:

Example 10.11.

le nanmuzu'a ga'ubatcile gerku
The man [left][up]bites the dog.

Above a place to the left of me, the man bites the dog.

In ordinary space, the result of going up and then to the left is the same as that of

going left and then up, but such a simple relationship does not apply in all environments or to all directions: going south, then east, then north may return one to the starting point, if that point is the North Pole.

Each direction can have a distance following:

Example 10.12.

le nanmuzu'avi ga'u vu batcile gerku
The man [left-short-distance][up][long-distance]bites the dog.

Far above a place slightly to the left of me, the man bites the dog.

A distance can also come at the beginning of the tense construct, without any specified direction. ([Example 10.6](#), with VA alone, is really a special case of this rule when no directions at all follow.)

Example 10.13.

le nanmuvi zu'a batcile gerku
The man [short-distance][left]bites the dog.

Left of a place near me, the man bites the dog.

Any number of directions may be used in a compound tense, with or without specified distances for each:

Example 10.14.

le nanmuca'u vi ni'a va ri'u vu
The man [front][short][down][medium][right][long]
ne'i batci le gerku
[within]bites the dog.

Within a place a long distance to the right of a place which is a medium distance downward from a place a short distance in front of me, the man bites the dog.

Whew! It's a good thing tense constructs are optional: having to say all that could certainly be painful. Note, however, how much shorter the Lojban version of [Example 10.14](#) is than the English version.

10.4. Temporal tenses: PU and ZI

The following cmavo are discussed in this section:

pu PU past

ca PU present

ba PU future

zi ZI short time distance

za ZI medium time distance

zu ZI long time distance

Now that the reader understands spatial tenses, there are only two main facts to understand about temporal tenses: they work exactly like the spatial tenses, with selma'o PU and ZI standing in for FAhA and VA; and when both spatial and temporal tense cmavo are given in a single tense construct, the temporal tense is expressed first. (If space could be expressed before or after time at will, then certain constructions would be ambiguous.)

Example 10.15.

le nanmupu batcile gerku
The man [past]bites the dog.

The man bit the dog.

means that to reach the dog-biting, you must take an imaginary journey through time, moving towards the past an unspecified distance. (Of course, this journey is even more imaginary than the ones talked about in the previous sections, since time-travel is not an available option.)

Lojban recognizes three temporal directions: [pu](#) for the past, [ca](#) for the present, and [ba](#) for the future. (Etymologically, these derive from the corresponding gismu [purci](#), [cabna](#), and [balvi](#). See [Section 10.23](#) for an explanation of the exact

relationship between the *cmavo* and the *gismu*.) There are many more spatial directions, since there are FAhA *cmavo* for both absolute and relative directions as well as “ direction-like relationships ” like “ surrounding ” , “ within ” , “ touching ” , etc. (See [Section 10.27](#) for a complete list.) But there are really only two directions in time: forward and backward, toward the future and toward the past. Why, then, are there three *cmavo* of *selma'o* PU?

The reason is that tense is subjective: human beings perceive space and time in a way that does not necessarily agree with objective measurements. We have a sense of “ now ” which includes part of the objective past and part of the objective future, and so we naturally segment the time line into three parts. The Lojban design recognizes this human reality by providing a separate time-direction *cmavo* for the “ zero direction ” . Similarly, there is a FAhA *cmavo* for the zero space direction: *bu'u* , which means something like “ coinciding ” .

(Technical note for readers conversant with relativity theory: The Lojban time tenses reflect time as seen by the speaker, who is assumed to be a “ point-like observer ” in the relativistic sense: they do not say anything about physical relationships of relativistic interval, still less about implicit causality. The nature of tense is not only subjective but also observer-based.)

Here are some examples of temporal tenses:

Example 10.16.

le nanmupuzi batcile gerku
The man [past-short-distance]bites the dog.

A short time ago, the man bit the dog.

Example 10.17.

le nanmupu pu batcile gerku
The man [past][past]bites the dog.

Earlier than an earlier time than now, the man bit the dog.

The man had bitten the dog.

The man had been biting the dog.

Example 10.18.

le nanmuba puzi batcile gerku
The man [future][past-short]bites the dog.

Shortly earlier than some time later than now, the man will bite the dog.

Soon before then, the man will have bitten the dog.

The man will have just bitten the dog.

The man will just have been biting the dog.

What about the analogue of an initial VA without a direction? Lojban does allow an initial ZI with or without following PUs:

Example 10.19.

le nanmuzi pu batcile gerku
The man [short][past]bites the dog.

Before a short time from or before now, the man bit or will bite the dog.

Example 10.20.

le nanmuzu batcile gerku
The man [long]bites the dog.

A long time from or before now, the man will bite or bit the dog.

[Example 10.19](#) and [Example 10.20](#) are perfectly legitimate, but may not be very much used: *zi* by itself signals an event that happens at a time close to the present, but without saying whether it is in the past or the future. A rough translation might be “ about now, but not exactly now ” .

Because we can move in any direction in space, we are comfortable with the idea of events happening in an unspecified space direction (“ nearby ” or “ far away ”

), but we live only from past to future, and the idea of an event which happens “ nearby in time ” is a peculiar one. Lojban provides lots of such possibilities that don't seem all that useful to English-speakers, even though you can put them together productively; this fact may be a limitation of English.

Finally, here are examples which combine temporal and spatial tense:

Example 10.21.

le nanmupuzu vu batcile gerku
The man [past-long-time][long-space]bites the dog.

Long ago and far away, the man bit the dog.

Alternatively,

Example 10.22.

le nanmucubacile gerkupuzuvuku
The man bites the dog [past-long-time-long-space].

The man bit the dog long ago and far away.

10.5. Interval sizes: VEhA and ZEhA

The following cmavo are discussed in this section:

ve'i VEhA short space interval

ve'a VEhA medium space interval

ve'u VEhA long space interval

ze'i ZEhA short time interval

ze'a ZEhA medium time interval

ze'u ZEH Along time interval

So far, we have considered only events that are usually thought of as happening at a particular point in space and time: a man biting a dog at a specified place and time. But Lojbanic events may be much more “spread out” than that: *mi vasxu* (I breathe) is something which is true during the whole of my life from birth to death, and over the entire part of the earth where I spend my life. The cmavo of VEH (for space) and ZEHA (for time) can be added to any of the tense constructs we have already studied to specify the size of the space or length of the time over which the bridi is claimed to be true.

Example 10.23.

le verbave'i cadzu le bisli
The child [small-space-interval] walks-on the ice.

In a small space, the child walks on the ice.

The child walks about a small area of the ice.

means that her walking was done in a small area. Like the distances, the interval sizes are classified only roughly as “small, medium, large”, and are relative to the context: a small part of a room might be a large part of a table in that room.

Here is an example using a time interval:

Example 10.24.

le verbaze'a cadzu le bisli
The child [medium-time-interval] walks-on the ice.

For a medium time, the child walks/walked/will walk on the ice.

Note that with no time direction word, [Example 10.24](#) does not say when the walking happened: that would be determined by context. It is possible to specify both directions or distances and an interval, in which case the interval always comes afterward:

Example 10.25.

le verbapu ze'a cadzu le bisli
The child [past][medium-time-interval]walks-on the ice.

For a medium time, the child walked on the ice.

The child walked on the ice for a while.

In [Example 10.25](#), the relationship of the interval to the specified point in time or space is indeterminate. Does the interval start at the point, end at the point, or is it centered on the point? By adding an additional direction *cmavo* after the interval, this question can be conclusively answered:

Example 10.26.

mica ze'ica cusku dei
I [present][short-time-interval-present]express this-utterance.

I am now saying this sentence.

means that for an interval starting a short time in the past and extending to a short time in the future, I am expressing the utterance which is [Example 10.26](#). Of course, “short” is relative, as always in tenses. Even a long sentence takes up only a short part of a whole day; in a geological context, the era of *Homo sapiens* would only be a *ze'i* interval.

By contrast,

Example 10.27.

mica ze'ipu cusku dei
I [present][short-time-interval-past]express this-utterance.

I have just been saying this sentence.

means that for a short time interval extending from the past to the present I have been expressing [Example 10.27](#). Here the imaginary journey starts at the present, lays down one end point of the interval, moves into the past, and lays down the other endpoint. Another example:

Example 10.28.

mipu ze'aba citkale mi sanmi
I [past][medium-time-interval-future]eat the of-me meal.

For a medium time afterward, I ate my meal.

I ate my meal for a while.

With [ca](#) instead of [ba](#), [Example 10.28](#) becomes [Example 10.29](#),

Example 10.29.

mipu ze'aca citkale mi sanmi
I [past][medium-time-interval-present]eat the of-me meal.

For a medium time before and afterward, I ate my meal.

I ate my meal for a while.

because the interval would then be centered on the past moment rather than oriented toward the future of that moment. The colloquial English translations are the same - English is not well-suited to representing this distinction.

Here are some examples of the use of space intervals with and without specified directions:

Example 10.30.

ta ri'u ve'i finpe
That-there [right][short-space-interval]is-a-fish.

That thing on my right is a fish.

In [Example 10.30](#), there is no equivalent in the colloquial English translation of the " small interval " which the fish occupies. Neither the Lojban nor the English expresses the orientation of the fish. Compare [Example 10.31](#):

Example 10.31.

ta ri'u ve'ica'u finpe
That-there [right][short-space-interval-front]is-a-fish.

That thing on my right extending forwards is a fish.

Here the space interval occupied by the fish extends from a point on my right to another point in front of the first point.

10.6. Vague intervals and non-specific tenses

What is the significance of failing to specify an interval size of the type discussed in [Section 10.5](#)? The Lojban rule is that if no interval size is given, the size of the space or time interval is left vague by the speaker. For example:

Example 10.32.

mipu klamale zarci
I [past]go-to the market.

really means:

At a moment in the past, and possibly other moments as well, the event “ I went to the market ” was in progress.

The vague or unspecified interval contains an instant in the speaker's past. However, there is no indication whether or not the whole interval is in the speaker's past! It is entirely possible that the interval during which the going-to-the-market is happening stretches into the speaker's present or even future.

[Example 10.32](#) points up a fundamental difference between Lojban tenses and English tenses. An English past-tense sentence like “ I went to the market ” generally signifies that the going-to-the-market is entirely in the past; that is, that the event is complete at the time of speaking. Lojban [pu](#) has no such implication.

This property of a past tense is sometimes called “ aorist ” , in reference to a similar concept in the tense system of Classical Greek. All of the Lojban tenses have the same property, however:

Example 10.33.

le tricuba crino
The tree [future]is-green.

In a medium-sized area, the child walks on the ice.

Space intervals can contain either VEhA or VIhA or both, but if both, VEhA must come first, as [Example 10.34](#) shows.

The reader may wish to raise a philosophical point here. (Readers who don't wish to, should skip this paragraph.) The ice may be two-dimensional, or more accurately its surface may be, but since the child is three-dimensional, her walking must also be. The subjective nature of Lojban tense comes to the rescue here: the action is essentially planar, and the third dimension of height is simply irrelevant to walking. Even walking on a mountain could be called [vi'a](#), because relatively speaking the mountain is associated with an essentially two-dimensional surface. Motion which is not confined to such a surface (e.g., flying, or walking through a three-dimensional network of tunnels, or climbing among mountains rather than on a single mountain) would be properly described with [vi'u](#). So the cognitive, rather than the physical, dimensionality controls the choice of VIhA cmavo.

VIhA has a member [vi'e](#) which indicates a 4-dimensional interval, one that involves both space and time. This allows the spatial tenses to invade, to some degree, the temporal tenses; it is possible to make statements about space-time considered as an Einsteinian whole. (There are presently no cmavo of FAhA assigned to “pastward” and “futureward” considered as space rather than time directions – they could be added, though, if Lojbanists find space-time expression useful.) If a temporal tense cmavo is used in the same tense construct with a [vi'e](#) interval, the resulting tense may be self-contradictory.

10.8. Movement in space: MOhI

The following cmavo is discussed in this section:

mo'iMOhI movement flag

All the information carried by the tense constructs so far presented has been presumed to be static: the bridi is occurring somewhere or other in space and time, more or less remote from the speaker. Suppose the truth of the bridi itself depends on the result of a movement, or represents an action being done while the speaker is moving? This too can be represented by the tense system, using the cmavo [mo'i](#) (of selma'o MOhI) plus a spatial direction and optional distance; the direction now refers to a direction of motion rather than a static direction from the speaker.

Example 10.35.

le verbamo'i ri'u cadzu le bisli
The child [movement][right]walks-ontheice.

The child walks toward my right on the ice.

This is quite different from:

Example 10.36.

le verbari'u cadzu le bisli
The child [right]walks-ontheice.

To the right of me, the child walks on the ice.

In either case, however, the reference frame for defining “ right ” and “ left ” is the speaker's, not the child's. This can be changed thus:

Example 10.37.

le verbamo'i ri'u cadzu le bisli
The child [movement][right]walks-ontheice
ma'i vo'a
in-reference-frame the-x 1 -place.

The child walks toward her right on the ice.

[Example 10.37](#) is analogous to [Example 10.35](#). The cmavo *ma'i* belongs to selma'o BAI (explained in [Section 9.6](#)), and allows specifying a reference frame.

Both a regular and a *mo'i*-flagged spatial tense can be combined, with the *mo'i* construct coming last:

Example 10.38.

le verbazu'avu mo'i ri'uvi cadzu le bisli
The child [left-long][movement][right-short]walks-ontheice.

Far to the left of me, the child walks a short distance toward my right on the ice.

It is not grammatical to use multiple directions like *zu'a ca'u* after *mo'i*, but complex movements can be expressed in a separate bridi.

Here is an example of a movement tense on a bridi not inherently involving movement:

Example 10.39.

mimo'i ca'uvu citkale mi sanmi
I [movement][front-long]eat the associated-with-me meal.

While moving a long way forward, I eat my meal.

(Perhaps I am eating in an airplane.)

There is no parallel facility in Lojban at present for expressing movement in time - time travel - but one could be added easily if it ever becomes useful.

10.9. Interval properties: TAhE and *roi*

The following cmavo are discussed in this section:

di'i TAhE regularly

na'o TAhE typically

ru'i TAhE continuously

ta'e TAhE habitually

di'inai TAhE irregularly

na'onai TAhE atypically

ru'inai TAhE intermittently

ta'enai TAhE contrary to habit

roi ROI " n " times

roinai ROI other than " n " times

ze'e ZehA whole time interval

ve'e VEhA whole space interval

Consider Lojban bridi which express events taking place in time. Whether a very short interval (a point) or a long interval of time is involved, the event may not be spread consistently throughout that interval. Lojban can use the cmavo of selma'o TAhE to express the idea of continuous or non-continuous actions.

Example 10.40.

mipuzu ze'u velckule
I [past-long-distance][long-interval]am-a-school-attende (pupil).

Long ago I attended school for a long time.

probably does not mean that I attended school continuously throughout the whole of that long-ago interval. Actually, I attended school every day, except for school holidays. More explicitly,

Example 10.41.

mipuzu ze'u di'i velckule
I [past-long-distance][long-interval][regularly]am-a-pupil.

Long ago I regularly attended school for a long time.

The four TAhE cmavo are differentiated as follows: *ru'i* covers the entirety of the interval, *di'i* covers the parts of the interval which are systematically spaced subintervals; *na'o* covers part of the interval, but exactly which part is determined by context; *ta'e* covers part of the interval, selected with reference to the behavior of the actor (who often, but not always, appears in the x₁ place of the bridi).

Using TAhE does not require being so specific. Either the time direction or the time interval or both may be omitted (in which case they are vague). For example:

Example 10.42.

miba ta'e klamale zarci
I [future][habitually]go-to the market.
I will habitually go to the market.

I will make a habit of going to the market.

specifies the future, but the duration of the interval is indefinite. Similarly,

Example 10.43.

mina'o klamale zarci
I [typically]go-to the market.

I typically go/went/will go to the market.

illustrates an interval property in isolation. There are no distance or direction cmavo, so the point of time is vague; likewise, there is no interval cmavo, so the length of the interval during which these goings-to-the-market take place is also vague. As always, context will determine these vague values.

“ Intermittently ” is the polar opposite notion to “ continuously ” , and is expressed not with its own cmavo, but by adding the negation suffix *-nai* (which belongs to selma'o NAI) to *ru'i*. For example:

Example 10.44.

le verbaru'inai cadzu le bisli
The child [continuously-not]walks-on the ice.

The child intermittently walks on the ice.

As shown in the cmavo table above, all the cmavo of TAhE may be negated with *-nai* ; *ru'inai* and *di'inai* are probably the most useful.

An intermittent event can also be specified by counting the number of times during the interval that it takes place. The cmavo *roi* (which belongs to selma'o ROI) can be appended to a number to make a quantified tense. Quantified tenses are common in English, but not so commonly named: they are exemplified by the adverbs “ never ” , “ once ” , “ twice ” , “ thrice ” , ... “ always ” , and by the related phrases “ many times ” , “ a few times ” , “ too many times ” , and so on. All of these are handled in Lojban by a number plus *-roi* :

Example 10.45.

miparoi klamale zarci
I [one-time]go-to the market.

I go to the market once.

Example 10.46.

midu'eroi klamale zarci
I [too-many-times]go-to the market.

I go to the market too often.

With the quantified tense alone, we don't know whether the past, the present, or the future is intended, but of course the quantified tense need not stand alone:

Example 10.47.

mipu reroi klamale zarci
I [past][two-times]go-to the market.

I went to the market twice.

The English is slightly over-specific here: it entails that both goings-to-the-market were in the past, which may or may not be true in the Lojban sentence, since the implied interval is vague. Therefore, the interval may start in the past but extend into the present or even the future.

Adding *-nai* to [roi](#) is also permitted, and has the meaning “ other than (the number specified) ” :

Example 10.48.

le ratcureroinai citkale cirla
The rat [twice-not]eats thecheese.

The rat eats the cheese other than twice.

This may mean that the rat eats the cheese fewer times, or more times, or not at all.

It is necessary to be careful with sentences like [Example 10.45](#) and [Example 10.47](#), where a quantified tense appears without an interval. What [Example 10.47](#) really says is that during an interval of unspecified size, at least part of which was set in the past, the event of my going to the market happened twice. The example says nothing about what happened outside that vague time interval. This is often less than we mean. If we want to nail down that I went to the market once and only once, we can use the cmavo [ze'e](#) which represents the “ whole time interval ” : conceptually, an interval which stretches from time's beginning to its end:

Example 10.49.

mize'e paroi klamale zarci
I [whole-interval][once]go-to the market.

Since specifying no ZEH A leaves the interval vague, [Example 10.47](#) might in appropriate context mean the same as [Example 10.49](#) after all - but [Example 10.49](#) allows us to be specific when specificity is necessary.

A PU cmavo following [ze'e](#) has a slightly different meaning from one that follows another ZEH A cmavo. The compound cmavo *ze'epu* signifies the interval stretching from the infinite past to the reference point (wherever the imaginary journey has taken you); *ze'eba* is the interval stretching from the reference point to the infinite future. The remaining form, *ze'eca*, makes specific the “ whole of time ” interpretation just given. These compound forms make it possible to assert that something has never happened without asserting that it never will.

Example 10.50.

mize'epu noroi klamale zarci
I [whole-interval-past][never]go-to the market.

I have never gone to the market.

says nothing about whether I might go in future.

The space equivalent of [ze'e](#) is [ve'e](#), and it can be used in the same way with a quantified space tense: see [Section 10.11](#) for an explanation of space interval modifiers.

10.10. Event contours: ZAhO and *re'u*

The following cmavo are discussed in this section:

pu'o ZAhO prospective

ca'o ZAhO continuative

ba'o ZAhO retrospective

co'a ZAhO initiative

co'u ZAhO cessative

mo'u ZAhO completive

za'o ZAhO superfective

co'i ZAhO achievative

de'a ZAhO pausative

di'a ZAhO resumptive

re'u ROI ordinal tense

The cmavo of selma'o ZAhO express the Lojban version of what is traditionally called “ aspect ” . This is not a notion well expressed by English tenses, but many languages (including Chinese and Russian among Lojban's six source languages) consider it more important than the specification of mere position in time.

The “ event contours ” of selma'o ZAhO, with their bizarre keywords, represent the natural portions of an event considered as a process, an occurrence with an internal structure including a beginning, a middle, and an end. Since the keywords are scarcely self-explanatory, each ZAhO will be explained in detail here. Note that from the viewpoint of Lojban syntax, ZAhOs are interval modifiers like TAHEs or ROI compounds; if both are found in a single tense, the TAHE/ROI comes first and the ZAhO afterward. The imaginary journey described by other tense cmavo moves us to the portion of the event-as-process which the ZAhO specifies.

It is important to understand that ZAhO cmavo, unlike the other tense cmavo, specify characteristic portions of the event, and are seen from an essentially timeless perspective. The “ beginning ” of an event is the same whether the event is in the speaker's present, past, or future. It is especially important not to confuse the speaker-relative viewpoint of the PU tenses with the event-relative viewpoint of the ZAhO tenses.

The cmavo [pu'o](#), [ca'o](#), and [ba'o](#) (etymologically derived from the PU cmavo) refer to an event that has not yet begun, that is in progress, or that has ended, respectively:

Example 10.51.

mipu'o damba
I [prospective]fight.

I'm on the verge of fighting.

Example 10.52.

la .stiv. ca'o bacru
That-named Steve [continuative] utters.

Steve continues to talk.

Example 10.53.

le verbaba'o cadzu le bisli
The child [retrospective] walks-on the ice.

The child is no longer walking on the ice.

As discussed in [Section 10.6](#), the simple PU cmavo make no assumptions about whether the scope of a past, present, or future event extends into one of the other tenses as well. [Example 10.51](#) through [Example 10.53](#) illustrate that these ZAhO cmavo do make such assumptions possible: the event in [Example 10.51](#) has not yet begun, definitively; likewise, the event in [Example 10.53](#) is definitely over.

Note that in [Example 10.51](#) and [Example 10.53](#), [pu'o](#) and [ba'o](#) may appear to be reversed: [pu'o](#), although etymologically connected with [pu](#), is referring to a future event; whereas [ba'o](#), connected with [ba](#), is referring to a past event. This is the natural result of the event-centered view of ZAhO cmavo. The prospective, or [pu'o](#), part of an event, is in the “pastward” portion of that event, when seen from the perspective of the event itself. It is only by inference that we suppose that [Example 10.51](#) refers to the speaker's future: in fact, no PU tense is given, so the prospective part of the event need not be coincident with the speaker's present: [pu'o](#) is not necessarily, though in fact often is, the same as *ca pu'o*.

The cmavo in [Example 10.51](#) through [Example 10.53](#) refer to spans of time. There are also two points of time that can be usefully associated with an event: the beginning, marked by [co'a](#), and the end, marked by [co'u](#). Specifically, [co'a](#) marks the boundary between the [pu'o](#) and [ca'o](#) parts of an event, and [co'u](#) marks the boundary between the [ca'o](#) and [ba'o](#) parts:

Example 10.54.

miba co'a citkale mi sanmi
I [future][initiative]eat the associated-with-me meal.

I will begin to eat my meal.

Example 10.55.

mipu co'u citkale mi sanmi
I [past][cessitive]eat the associated-with-me meal.

I ceased eating my meal.

Compare [Example 10.54](#) with:

Example 10.56.

miba di'i co'a bajra
I [future][regularly][initiative]run.

I will regularly begin to run.

which illustrates the combination of a TAhE with a ZAhO.

A process can have two end points, one reflecting the “ natural end ” (when the process is complete) and the other reflecting the “ actual stopping point ” (whether complete or not). [Example 10.55](#) may be contrasted with:

Example 10.57.

mipu mo'u citkale mi sanmi
I [past][completitive]eat the associated-with-me meal.

I finished eating my meal.

In [Example 10.57](#), the meal has reached its natural end; in [Example 10.55](#), the meal has merely ceased, without necessarily reaching its natural end.

A process such as eating a meal does not necessarily proceed uninterrupted. If it is interrupted, there are two more relevant point events: the point just before the interruption, marked by [de'a](#), and the point just after the interruption, marked by [di'a](#). Some examples:

Example 10.58.

mipu de'a citkale mi sanmi
I [past][pausative]eat the associated-with-me meal.

I stopped eating my meal (with the intention of resuming).

Example 10.59.

miba di'a citkale mi sanmi
I [future][resumptive]eat the associated-with-me meal.

I will resume eating my meal.

In addition, it is possible for a process to continue beyond its natural end. The span of time between the natural and the actual end points is represented by [za'o](#) :

Example 10.60.

le ctuca pu za'o ciksi
The teacher [past][superfective] explained
le cmaci seldanfulle tadgri
the mathematics problem to-the student-group.

The teacher kept on explaining the mathematics problem to the class too long.

That is, the teacher went on explaining after the class already understood the problem.

An entire event can be treated as a single moment using the cmavo [co'i](#):

Example 10.61.

la .djan.pu co'i catrala djim
That-named John [past][achievative] kills that-named Jim.

John was at the point in time where he killed Jim.

Finally, since an activity is cyclical, an individual cycle can be referred to using a number followed by [re'u](#), which is the other cmavo of selma'o ROI:

Example 10.62.

mipare'u klamale zarci
I [first-time]go-to the store.

I go to the store for the first time (within a vague interval).

Note the difference between:

Example 10.63.

mipare'u paroi klamale zarci
I [first-time][one-time]go-to the store.

For the first time, I go to the store once.

and

Example 10.64.

miparoi pare'u klamale zarci
I [one-time][first-time]go-to the store.

There is one occasion on which I go to the store for the first time.

10.11. Space interval modifiers: FEhE

The following cmavo is discussed in this section:

fe'e FEhE space interval modifier flag

Like time intervals, space intervals can also be continuous, discontinuous, or repetitive. Rather than having a whole separate set of selma'o for space interval properties, we instead prefix the flag *fe'e* to the cmavo used for time interval properties. A space interval property would be placed just after the space interval size and/or dimensionality cmavo:

Example 10.65.

ko vi'i fe'e di'i sombole gurni
You-imperative[1-dimensional][space:][regularly]sow the grain.

Sow the grain in a line and evenly!

Example 10.66.

mife'e ciroi tervecnulo selsalta
I [space:][three-places]buy those-which-are salad-ingredients.

I buy salad ingredients in three locations.

Example 10.67.

ze'e roroi ve'e fe'e roroi ku
[whole-time][all-times][whole-space][space:][all-places]
li resu'ireduli vo
The-number2 + 2 = the-number4.

Always and everywhere, two plus two is four.

As shown in [Example 10.67](#), when a tense comes first in a bridi, rather than in its normal position before the selbri (in this case [du](#)), it is emphasized.

The [fe'e](#) marker can also be used for the same purpose before members of ZAhO. (The cmavo [be'a](#) belongs to selma'o FAhA; it is the space direction meaning “north of ”.)

Example 10.68.

tu ve'abe'a fe'e co'a rokci
That-yonder[medium-space-interval-north][space][initiative]is-a-rock.

That is the beginning of a rock extending to my north.

That is the south face of a rock.

Here the notion of a “ beginning point ” represented by the cmavo [co'a](#) is transferred from “ beginning in time ” to “ beginning in space ” under the influence of the [fe'e](#) flag. Space is not inherently oriented, unlike time, which flows from past to future: therefore, some indication of orientation is necessary, and the *ve'abe'a* provides an orientation in which the south face is the “ beginning ” and the north face is the “ end ” , since the rock extends from south (near me) to north (away from me).

Many natural languages represent time by a space-based metaphor: in English, what is past is said to be “ behind us ” . In other languages, the metaphor is reversed. Here, Lojban is representing space (or space interval modifiers) by a time-based metaphor: the choice of a FAhA cmavo following a VEhA cmavo indicates which direction is mapped onto the future. (The choice of future rather than past is arbitrary, but convenient for English-speakers.)

If both a TAhE (or ROI) and a ZAhO are present as space interval modifiers, the [fe'e](#) flag must be prefixed to each.

10.12. Tenses as sumtcita

So far, we have seen tenses only just before the selbri, or (equivalently in meaning) floating about the bridi with [ku](#). There is another major use for tenses in Lojban: as sumtcita, or argument tags. A tense may be used to add spatial or temporal information to a bridi as, in effect, an additional place:

Example 10.69.

miklamale zarci ca le nu do klama
I go-to the market[present]the event-of you go-to
le zdani
the house.

I go to the market when you go to the house.

Here [ca](#) does not appear before the selbri, nor with [ku](#); instead, it governs the following sumti, the *le nu* construct. What [Example 10.69](#) asserts is that the action of the main bridi is happening at the same time as the event mentioned by that sumti. So [ca](#), which means “ now ” when used with a selbri, means “ simultaneously-with ” when used with a sumti. Consider another example:

Example 10.70.

miklamale zarci pu le nu do pu klama
I go-to the market[past]the event-of you[past]go-to

le zdani
the house.

The second [pu](#) is simply the past tense marker for the event of your going to the house, and says that this event is in the speaker's past. How are we to understand the first [pu](#), the sumtcita?

All of our imaginary journeys so far have started at the speaker's location in space and time. Now we are specifying an imaginary journey that starts at a different location, namely at the event of your going to the house. [Example 10.70](#) then says that my going to the market is in the past, relative not to the speaker's present moment, but instead relative to the moment when you went to the house. [Example 10.70](#) can therefore be translated:

I had gone to the market before you went to the house.

(Other translations are possible, depending on the ever-present context.) Spatial direction and distance sumtcita are exactly analogous:

Example 10.71.

le ratcucucitkale cirla vi le pankā
The rat eats the cheese [short-time-distance] the park.

The rat eats the cheese near the park.

Example 10.72.

le ratcucucitkale cirla vi le vu pankā
The rat eats the cheese [short-distance] the [long-distance] park

The rat eats the cheese near the faraway park.

Example 10.73.

le ratcucucitkale cirla vu le vi pankā
The rat eats the cheese [long-distance] the [short-distance] park

The rat eats the cheese far away from the nearby park.

The event contours of selma'o ZAhO (and their space equivalents, prefixed with [fe'e](#).) are also useful as sumtcita. The interpretation of ZAhO tcita differs from that of FAhA, VA, PU, and ZI tcita, however. The event described in the sumti is viewed as a process, and the action of the main bridi occurs at the phase of the process which the ZAhO specifies, or at least some part of that phase. The action of the main bridi itself is seen as a point event, so that there is no issue about which phase of the main bridi is intended. For example:

Example 10.74.

mimorsi ba'o le nu mijmive
I am-dead[retrospective]the event-of I live.

I am dead in the aftermath of my living.

Here the (point-)event of my being dead is the portion of my living-process which occurs after the process is complete. Contrast [Example 10.74](#) with:

Example 10.75.

mimorsi ba le nu mijmive
I am-dead[future]the event-of I live.

I am dead after my living.

As explained in [Section 10.6](#), [Example 10.75](#) does not exclude the possibility that I died before I ceased to live!

Likewise, we might say:

Example 10.76.

miklamale zarci pu'o le nu micitka
I go-to the store[prospective]the event-of I eat

which indicates that before my eating begins, I go to the store, whereas

Example 10.77.

miklamale zarci ba'o le nu micitka
I go-to the store[retrospective]the event-of I eat

would indicate that I go to the store after I am finished eating.

Here is an example which mixes temporal ZAhO (as a tense) and spatial ZAhO (as a sumtcita):

Example 10.78.

le blotipu za'o xelklama
The boat [past][superfective] is-a-transport-mechanism
fe'e ba'o le lalxu
[space][retrospective] the lake.

The boat sailed for too long and beyond the lake.

Probably it sailed up onto the dock. One point of clarification: although *xelklama* appears to mean simply “ is-a-mode-of-transport ” , it does not – the *bridi* of [Example 10.78](#) has four omitted arguments, and thus has the (physical) journey which goes on too long as part of its meaning.

The remaining tense *cmavo*, which have to do with interval size, dimension, and continuousness (or lack thereof) are interpreted to let the *sumti* specify the particular interval over which the main *bridi* operates:

Example 10.79.

miklamale zarci reroi le ca djedi
I go-to the market [twice] the [present] day.

I go/went/will go to the market twice today.

Be careful not to confuse a tense used as a *sumtcita* with a tense used within a *seltcita sumti*:

Example 10.80.

loi snime cu carvi
Some-of-the-mass-of snow rains
ze'u le ca dunra
[long-time-interval] the [present] winter.

Snow falls during this winter.

claims that the interval specified by “ this winter ” is long, as events of snowfall go, whereas

Example 10.81.

loi snime cu carvi ca le ze'u dunra
Some-of-the-mass-of snow rains [present] the [long-time] winter.

Snow falls in the long winter.

claims that during some part of the winter, which is long as winters go, snow falls.

10.13. Sticky and multiple tenses: KI

The following cmavo is discussed in this section:

kiKI sticky tense set/reset

So far we have only considered tenses in isolated bridi. Lojban provides several ways for a tense to continue in effect over more than a single bridi. This property is known as “ stickiness ” : the tense gets “ stuck ” and remains in effect until explicitly “ unstuck ” . In the metaphor of the imaginary journey, the place and time set by a sticky tense may be thought of as a campsite or way-station: it provides a permanent origin with respect to which other tenses are understood. Later imaginary journeys start from that point rather than from the speaker.

To make a tense sticky, suffix [ki](#) to it:

Example 10.82.

mipuki klamale zarci
I [past-sticky]go-to the market.
.ile nanmucubatcile gerku
The man bites the dog.

I went to the market. The man bit the dog.

Here the use of *puki* rather than just *pu* ensures that the tense will affect the next sentence as well. Otherwise, since the second sentence is tenseless, there would be no way of determining its tense; the event of the second sentence might happen before, after, or simultaneously with that of the first sentence.

(The last statement does not apply when the two sentences form part of a narrative. See [Section 10.14](#) for an explanation of “ story time ” , which employs a different set of conventions.)

What if the second sentence has a tense anyway?

Example 10.83.

mipuki klamale zarci
I [past-sticky]go-to the market.
.ile nanmupu batcile gerku
The man [past]bites the dog.

Here the second *pu* does not replace the sticky tense, but adds to it, in the sense that the starting point of its imaginary journey is taken to be the previously set sticky time. So the translation of [Example 10.83](#) is:

Example 10.84.

I went to the market. The man had earlier bitten the dog.

and it is equivalent in meaning (when considered in isolation from any other sentences) to:

Example 10.85.

mipu klamale zarci
I [past]go-to the market.
.ile nanmupupu batcile gerku
The man [past-past]bites the dog.

The point has not been discussed so far, but it is perfectly grammatical to have more than one tense construct in a sentence:

Example 10.86.

puku miba klamale zarci
[past]I [future]go-to the market.

Earlier, I was going to go to the market.

Here there are two tenses in the same bridi, the first floating free and specified by *puku*, the second in the usual place and specified by *ba*. They are considered cumulative in the same way as the two tenses in separate sentences of [Example 10.85](#). [Example 10.86](#) is therefore equivalent in meaning, except for emphasis, to:

Example 10.87.

mipuba klamale zarci
I [past-future]go-to the market.

I was going to go to the market.

Compare [Example 10.88](#) and [Example 10.89](#), which have a different meaning from [Example 10.86](#) and [Example 10.87](#):

Example 10.88.

miba klamale zarci puku
I [future]go-to the market[past].

I will have gone to the market earlier.

Example 10.89.

mibapu klamale zarci
I [future-past]go-to the market.

I will have gone to the market.

So when multiple tense constructs in a single bridi are involved, order counts – the tenses cannot be shifted around as freely as if there were only one tense to worry about.

But why bother to allow multiple tense constructs at all? They specify separate portions of the imaginary journey, and can be useful in order to make part of a tense sticky. Consider [Example 10.90](#), which adds a second *bridi* and a *ki* to [Example 10.86](#):

Example 10.90.

pu ki kumiba klamale zarci
[past][sticky] I [future]go-to the market.
.ile nanmucubatcile gerku
The man bites the dog.

What is the implied tense of the second sentence? Not *puba*, but only *pu*, since only *pu* was made sticky with *ki*. So the translation is:

I was going to go to the market. The man bit the dog.

Lojban has several ways of embedding a *bridi* within another *bridi*: descriptions, abstractors, relative clauses. (Technically, descriptions contain *selbri* rather than *bridi*.) Any of the *selbri* of these subordinate *bridi* may have tenses attached. These tenses are interpreted relative to the tense of the main *bridi*:

Example 10.91.

mipu klamale ba'o zarci
I [past]go-to the[retrospective]market

I went to the former market.

The significance of the *ba'o* in [Example 10.91](#) is that the speaker's destination is described as being " in the aftermath of being a market " ; that is, it is a market no longer. In particular, the time at which it was no longer a market is in the speaker's past, because the *ba'o* is interpreted relative to the *pu* tense of the main *bridi*.

Here is an example involving an abstraction *bridi*:

Example 10.92.

mica jinvi le du'u miba morsi
I nowopine the fact-that I will-be dead.

I now believe that I will be dead.

Here the event of being dead is said to be in the future with respect to the opinion, which is in the present.

ki may also be used as a tense by itself. This cancels all stickiness and returns the bridi and all following bridi to the speaker's location in both space and time.

In complex descriptions, multiple tenses may be saved and then used by adding a subscript to *ki*. A time made sticky with *kixipa* (ki-sub-1) can be returned to by specifying *kixipa* as a tense by itself. In the case of written expression, the writer's here-and-now is often different from the reader's, and a pair of subscripted *ki* tenses could be used to distinguish the two.

10.14. Story time

Making strict use of the conventions explained in [Section 10.13](#) would be intolerably awkward when a story is being told. The time at which a story is told by the narrator is usually unimportant to the story. What matters is the flow of time within the story itself. The term “ story ” in this section refers to any series of statements related in more-or-less time-sequential order, not just a fictional one.

Lojban speakers use a different set of conventions, commonly called “ story time ”, for inferring tense within a story. It is presumed that the event described by each sentence takes place some time more or less after the previous ones. Therefore, tenseless sentences are implicitly tensed as “ what happens next ”. In particular, any sticky time setting is advanced by each sentence.

The following mini-story illustrates the important features of story time. A sentence-by-sentence explication follows:

Example 10.93.

pu zu ki kune'i ki le kevna
[past][long][sticky][,] [inside][sticky]the cave,
le ninmu goi ko'a zutse le rokci
the woman defined-as she-1 sat-on the rock

Long ago, in a cave, a woman sat on a rock.

Example 10.94.

.iko'a citka loi kanba rectu
She-1 eat-(tenseless) some-of-the-mass-of goat flesh.

She was eating goat's meat.

Example 10.95.

.iko'apu jukpari le mudyfagri
She [past] cook the-last-mentioned by-method-the wood-fire.

She had cooked the meat over a wood fire.

Example 10.96.

.ilei rectu cu zanglare
The-mass-of flesh is-(favorable)-warm.

The meat was pleasantly warm.

Example 10.97.

.ile labnogui ko'e
The wolf defined-as it-2
ba za ki nenri klamale kevna
[future][medium][sticky] within came to-the cave.

A while later, a wolf came into the cave.

Example 10.98.

.iko'elebna lei rectu ko'a
It-2 takes-(tenseless) the-mass-of flesh from-her-1.

It took the meat from her.

Example 10.99.

.iko'e bartuklama
It-2 out ran

It ran out.

[Example 10.93](#) sets both the time (long ago) and the place (in a cave) using [ki](#), just like the sentence sequences in [Section 10.13](#). No further space cmavo are used in the rest of the story, so the place is assumed to remain unchanged. The English translation of [Example 10.93](#) is marked for past tense also, as the conventions of English storytelling require: consequently, all other English translation sentences are also in the past tense. (We don't notice how strange this is; even stories about the future are written in past tense!) This conventional use of past tense is not used in Lojban narratives.

[Example 10.94](#) is tenseless. Outside story time, it would be assumed that its event happens simultaneously with that of [Example 10.93](#), since a sticky tense is in effect; the rules of story time, however, imply that the event occurs afterwards, and that the story time has advanced (changing the sticky time set in [Example 10.93](#)).

[Example 10.95](#) has an explicit tense. This is taken relative to the latest setting of the sticky time; therefore, the event of [Example 10.95](#) happens before that of [Example 10.94](#). It cannot be determined if [Example 10.95](#) happens before or after [Example 10.93](#).

[Example 10.96](#) is again tenseless. Story time was not changed by the flashback in [Example 10.95](#), so [Example 10.96](#) happens after [Example 10.94](#).

[Example 10.97](#) specifies the future (relative to [Example 10.96](#)) and makes it sticky. So all further events happen after [Example 10.97](#).

[Example 10.98](#) and [Example 10.99](#) are again tenseless, and so happen after [Example 10.97](#). (Story time is changed.)

So the overall order is [Example 10.93](#) - [Example 10.95](#) - [Example 10.94](#) - [Example 10.96](#) - (medium interval) - [Example 10.97](#) - [Example 10.98](#) - [Example 10.99](#). It is also possible that [Example 10.95](#) happens before [Example 10.93](#).

If no sticky time (or space) is set initially, the story is set at an unspecified time (or space): the effect is like that of choosing an arbitrary reference point and

making it sticky. This style is common in stories that are jokes. The same convention may be used if the context specifies the sticky time sufficiently.

10.15. Tenses in subordinate bridi

English has a set of rules, formally known as “ sequence of tense rules ” , for determining what tense should be used in a subordinate clause, depending on the tense used in the main sentence. Here are some examples:

Example 10.100.

John says that George is going to the market.

Example 10.101.

John says that George went to the market.

Example 10.102.

John said that George went to the market.

Example 10.103.

John said that George had gone to the market.

In [Example 10.100](#) and [Example 10.101](#) , the tense of the main sentence is the present: “ says ” . If George goes when John speaks, we get the present tense “ is going ” (“ goes ” would be unidiomatic); if George goes before John speaks, we get the past tense “ went ” . But if the tense of the main sentence is the past, with “ said ” , then the tense required in the subordinate clause is different. If George goes when John speaks, we get the past tense “ went ” ; if George goes before John speaks, we get the past-perfect tense “ had gone ” .

The rule of English, therefore, is that both the tense of the main sentence and the tense of the subordinate clause are understood relative to the speaker of the main sentence (not John, but the person who speaks [Example 10.100](#) through [Example 10.103](#)).

Lojban, like Russian and Esperanto, uses a different convention. A tense in a

subordinate bridi is understood to be relative to the tense already set in the main bridi. Thus [Example 10.100](#) through [Example 10.103](#) can be expressed in Lojban respectively thus:

Example 10.104.

la.djan.ca cuskule sedu'u
John [present]says the statement-that
la .djordj.ca klama le zarci
That-named George [present]goes-to the market.

Example 10.105.

la .djan.ca cuskule sedu'u
That-named John [present]says the statement-that
la .djordj.pu klama le zarci
That-named George [past]goes-to the market.

Example 10.106.

la .djan.pu cusku le se du'u
That-named John [past] says the statement-that
la .djordj.ca klama le zarci
That-named George [present]goes-to the market.

Example 10.107.

la .djan.pu cuskule sedu'u
That-named John [past]says the statement-that
la .djordj.pu klama le zarci
That-named George [past]goes-to the market.

Probably the most counterintuitive of the Lojban examples is [Example 10.106](#). The *ca* looks quite odd, as if George were going to the market right now, rather than back when John spoke. But this *ca* is really a *ca* with respect to a reference point specified by the outer *pu*. This behavior is the same as the additive behavior of multiple tenses in the same bridi, as explained in [Section 10.13](#).

There is a special cmavo *nau* (of selma'o CUhE) which can be used to override these rules and get to the speaker's current reference point. (Yes, it sounds like English " now " .) It is not grammatical to combine *nau* with any other cmavo in a

tense, except by way of a logical or non-logical connection (see [Section 10.20](#)). Here is a convoluted sentence with several nested bridged which uses *nau* at the lowest level:

Example 10.108.

la .djan.pu cuskule sedu'u
That-namedJohn [past]says the statement-that
la .alis pu cuskule sedu'u
That-namedAlice [past]says the statement-that
la .djordj.pu cuskule sedu'u
That-namedGeorge [past]says the statement-that
la .maris.nau klama le zarci
That-namedMary [now]goes-to-themarket.

John said that Alice had said that George had earlier said that Mary is now going to the market.

The use of *nau* does not affect sticky tenses.

10.16. Tense relations between sentences

The *sumtcita* method, explained in [Section 10.12](#), of asserting a tense relationship between two events suffers from asymmetry. Specifically,

Example 10.109.

le verbacucadzu le bisli
Thechild walks-ontheice
zu'a le nu le nanmucubatcile gerku
[left]theevent-oftheman bites the dog.

The child walks on the ice to the left of where the man bites the dog.

which specifies an imaginary journey leftward from the man biting the dog to the child walking on the ice, claims only that the child walks on the ice. By the nature of *le nu*, the man's biting the dog is merely referred to without being claimed. If it seems desirable to claim both, each event can be expressed as a main sentence bridged, with a special form of *i* connecting them:

Example 10.110.

le nanmucubatcile gerku
The man bites the dog.
.izu'abole verbacucadzu le bisli
[Left] the child walks-on the ice.

The man bites the dog. To the left, the child walks on the ice.

.izu'abo is a compound cmavo: the *.i* separates the sentences and the *zu'a* is the tense. The *bo* is required to prevent the *zu'a* from gobbling up the following sumti, namely *le verba* .

Note that the bridi in [Example 10.110](#) appear in the reverse order from their appearance in [Example 10.109](#) . With *.izu'abo* (and all other afterthought tense connectives) the sentence specifying the origin of the journey comes first. This is a natural order for sentences, but requires some care when converting between this form and the sumtcita form.

[Example 10.110](#) means the same thing as:

Example 10.111.

le nanmucubatcile gerku.izu'a la'edi'u
The man bites the dog. [Left]the-referent-of-the-last-sentence
le verbacucadzu le bisli
the child walks-on the ice.

The man bites the dog. Left of what I just mentioned, the child walks on the ice.

If the *bo* is omitted in [Example 10.110](#) , the meaning changes:

Example 10.112.

le nanmucubatcile gerku
The man bites the dog.
.izu'a le verbacu cadzu le bisli
[Left]the child [something]walks-on the ice.

The man bites the dog. To the left of the child, something walks on the ice.

Here the first place of the second sentence is unspecified, because *zu'a* has absorbed the sumti *le verba* .

Do not confuse either [Example 10.110](#) or [Example 10.112](#) with the following:

Example 10.113.

le nanmucubaticile gerku
The man bites the dog.
.izu'akule verbacucadzu le bisli
[Left] the child walks-onthe ice.

The man bites the dog. Left of me, the child walks on the ice.

In [Example 10.113](#), the origin point is the speaker, as is usual with *zu'aku* . [Example 10.110](#) makes the origin point of the tense the event described by the first sentence.

Two sentences may also be connected in forethought by a tense relationship. Just like afterthought tense connection, forethought tense connection claims both sentences, and in addition claims that the time or space relationship specified by the tense holds between the events the two sentences describe.

The origin sentence is placed first, preceded by a tense plus *gi*. Another *gi* is used to separate the sentences:

Example 10.114.

pugi miklamale zarci gi miklamale zdani
[past]I go-to the market[,]I go-to the house.

Before I go to the market, I go to the house.

A parallel construction can be used to express a tense relationship between sumti:

Example 10.115.

miklamapugi le zarci gile zdani
I go-to [past]the market[,]the house.

Because English does not have any direct way of expressing a tense-like relationship between nouns, [Example 10.115](#) cannot be expressed in English without paraphrasing it either into [Example 10.114](#) or else into “ I go to the house before the market ” , which is ambiguous - is the market going?

Finally, a third forethought construction expresses a tense relationship between bridi-tails rather than whole bridi. (The construct known as a “ bridi-tail ” is explained fully in [Section 14.9](#) ; roughly speaking, it is a selbri, possibly with following sumti.) [Example 10.116](#) is equivalent in meaning to [Example 10.114](#) and [Example 10.115](#) :

Example 10.116.

mipugi klamale zarci gi klamale zdani
I [past]go-to the market[,]go-to the house.

I, before going to the market, go to the house.

In both [Example 10.115](#) and [Example 10.116](#) , the underlying sentences *mi klama le zarci* and *mi klama le zdani* are not claimed; only the relationship in time between them is claimed.

Both the forethought and the afterthought forms are appropriate with PU, ZI, FAhA, VA, and ZAhO tenses. In all cases, the equivalent forms are (where X and Y stand for sentences, and TENSE for a tense cmavo):

subordinate X TENSE le nu Y
afterthought coordinate Y .i+TENSE+bo X
forethought coordinate TENSE+gi Y gi X

10.17. Tensed logical connectives

The Lojban tense system interacts with the Lojban logical connective system. That system is a separate topic, explained in [Chapter 14](#) and touched on only in summary here. By the rules of the logical connective system, [Example 10.117](#) through [Example 10.119](#) are equivalent in meaning:

Example 10.117.

la .teris .satre le mlatu .ije la .teris .satre le ractu

Terry strokes the cat. And Terry strokes the rabbit.

Example 10.118.

la .teris. satre le mlatu gi'e satre le ractu

Terry strokes the cat and strokes the rabbit.

Example 10.119.

la .teris. satre le mlatu .e le ractu

Terry strokes the cat and the rabbit.

Suppose we wish to add a tense relationship to the logical connective “ and ” ? To say that Terry strokes the cat and later strokes the rabbit, we can combine a logical connective with a tense connective by placing the logical connective first, then the tense, and then the cmavo [bo](#), thus:

Example 10.120.

la .teris. satre le mlatu .ijebabola .teris. satre le ractu

Terry strokes the cat. And then Terry strokes the rabbit.

Example 10.121.

la .teris. satre le mlatu gi'ebabo satre le ractu

Terry strokes the cat, and then strokes the rabbit.

Example 10.122.

la .teris. satre le mlatu .ebabo le ractu

Terry strokes the cat and then the rabbit.

[Example 10.120](#) through [Example 10.122](#) are equivalent in meaning. They are

also analogous to [Example 10.117](#) through [Example 10.119](#) respectively. The *bo* is required for the same reason as in [Example 10.110](#): to prevent the *ba* from functioning as a sumtcita for the following sumti (or, in [Example 10.121](#), from being attached to the following selbri).

In addition to the *bo* construction of [Example 10.120](#) through [Example 10.122](#), there is also a form of tensed logical connective with *ke ... ke'e* (*tu'e ... tu'u* for sentences). The logical connective system makes [Example 10.123](#) through [Example 10.125](#) equivalent in meaning:

Example 10.123.

mibevrile dakli.ije tu'emibevrile gerku
I carrythesack.And(I carrythedog.
.ija mibevrile mlatutu'u
And/orI carrythecat).

I carry the sack. And I carry the dog, or I carry the cat, or I carry both.

Example 10.124.

mibevrile dakligi'ekebevri le gerkugi'a bevri
I carrythesack and (carrythedog and/orcarry
le mlatu
thecat).

I carry the sack, and also carry the dog or carry the cat or carry both.

Example 10.125.

mibevrile dakli.ekele gerku.a le mlatu
I carrythesack and (thedog orthecat).

I carry the sack and also the dog or the cat or both.

Note the uniformity of the Lojban, as contrasted with the variety of ways in which the English provides for the correct grouping. In all cases, the meaning is that I carry the sack in any case, and either the cat or the dog or both.

To express that I carry the sack first (earlier in time), and then the dog or the cat

or both simultaneously, I can insert tenses to form [Example 10.126](#) through [Example 10.128](#):

Example 10.126.

mibevrile dakli.ije ba tu'emibevrile gerku
I carry the sack. And [future] (I carry the dog.
.ija cabo mibevrile mlatutu'u
And/or [present] I carry the cat.)

I carry the sack. And then I will carry the dog or I will carry the cat or I will carry both at once.

Example 10.127.

mibevrile dakligi'ebake bevri le gerku
I carry the sack and [future] (carry the dog
gi'a cabo bevri le mlatu
and/or [present] carry the cat).

I carry the sack and then will carry the dog or carry the cat or carry both at once.

Example 10.128.

mibevrile dakli.e bake le gerku
I carry the sack and [future] (the dog
.a cabo le mlatu
and/or [present] the cat).

I carry the sack, and then the dog or the cat or both at once.

[Example 10.126](#) through [Example 10.128](#) are equivalent in meaning to each other, and correspond to the tenseless [Example 10.123](#) through [Example 10.125](#) respectively.

10.18. Tense negation

Any bridi which involves tenses of selma'o PU, FAhA, or ZAhO can be contradicted by a *-nai* suffixed to the tense cmavo. Some examples:

Example 10.129.

mipunai klamale zarci
I [past-not]go-to the market.

I didn't go to the market.

As a contradictory negation, [Example 10.129](#) implies that the bridi as a whole is false without saying anything about what is true. When the negated tense is a sumtcita, *-nai* negation indicates that the stated relationship does not hold:

Example 10.130.

miklamale zarci ca nai
I go-to the market[present][not]
le nu do klamale zdani
the event-of you go-to the house.

It is not true that I went to the market at the same time that you went to the house.

Example 10.131.

le nanmucubatcile gerkune'inai le kumfa
The man bites the dog [within-not]the room.

The man didn't bite the dog inside the room.

Example 10.132.

mimorsi ca'onai le nu mijmive
I am-dead[continuitive-negated]the event-of I live.

It is false that I am dead during my life.

It is also possible to perform scalar negation of whole tense constructs by placing a member of NAhE before them. Unlike contradictory negation, scalar negation asserts a truth: that the bridi is true with some tense other than that specified.

The following examples are scalar negation analogues of [Example 10.129](#) to [Example 10.131](#):

Example 10.133.

mina'e pu klamale zarci
I [non-][past]go-to the market.

I go to the market other than in the past.

Example 10.134.

le nanmucubatcile gerkuto'e ne'i le kumfa
The man bites the dog [opposite-of][within]the room.

The man bites the dog outside the room.

Example 10.135.

miklamale zarci na'e ca le nu
I go-to the market [non-][present]the event-of
do klamale zdani
you go-to the house.

I went to the market at a time other than the time at which you went to the house.

Example 10.136.

mimorsi na'e ca'o le nu mijmive
I am-dead [non-][continuitive]the event-of I live.

I am dead other than during my life.

An example of scalar negation of FAhA:

Example 10.137.

le verbana'e ri'u cadzu le bisli
The child [non-][right]walks-on the ice

The child walks on the ice other than to my right.

The use of *-nai* on cmavo of TAhE and ROI has already been discussed in [Section 10.9](#); this use is also a scalar negation.

10.19. Actuality, potentiality, capability: CAhA

The following cmavo are discussed in this section:

ca'a CAhA actually is

ka'e CAhA is innately capable of

nu'o CAhA can but has not

pu'i CAhA can and has

Lojban bridi without tense markers may not necessarily refer to actual events: they may also refer to capabilities or potential events. For example:

Example 10.138.

ro datka cu flulimna
All ducks are-float-swimmers.

All ducks swim by floating.

is a Lojban truth, even though the colloquial English translation is false or at best ambiguous. This is because the tenseless Lojban bridi doesn't necessarily claim that every duck is swimming or floating now or even at a specific time or place. Even if we add a tense marker to [Example 10.138](#),

Example 10.139.

ro datka ca flulimna
All ducks [present] are float-swimmers.

All ducks are now swimming by floating.

the resulting [Example 10.139](#) might still be considered a truth, even though the colloquial English seems even more likely to be false. All ducks have the potential of swimming even if they are not exercising that potential at present. To get the full flavor of “ All ducks are now swimming ” , we must append a marker from selma'o CAhA to the tense, and say:

Example 10.140.

ro datka ca ca'a flulimna
All ducks [present][actual] are float-swimmers.

All ducks are now actually swimming by floating.

A CAhA cmavo is always placed after any other tense cmavo, whether for time or for space. However, a CAhA cmavo comes before [ki](#), so that a CAhA condition can be made sticky.

[Example 10.140](#) is false in both Lojban and English, since it claims that the swimming is an actual, present fact, true of every duck that exists, whereas in fact there is at least one duck that is not swimming now.

Furthermore, some ducks are dead (and therefore sink); some ducks have just hatched (and do not know how to swim yet), and some ducks have been eaten by predators (and have ceased to exist as separate objects at all). Nevertheless, all these ducks have the innate capability of swimming - it is part of the nature of duckhood. The cmavo [ka'e](#) expresses this notion of innate capability:

Example 10.141.

ro datka ka'e flulimna
All ducks [capable] are float-swimmers.

All ducks are innately capable of swimming.

Under some epistemologies, innate capability can be extended in order to apply

the innate properties of a mass to which certain individuals belong to the individuals themselves, even if those individuals are themselves not capable of fulfilling the claim of the *bridi*. For example:

Example 10.142.

la .djan.ka'e viska
That-namedJohn [capable]sees.

John is innately capable of seeing.

John can see.

might be true about a human being named John, even though he has been blind since birth, because the ability to see is innately built into his nature as a human being. It is theoretically possible that conditions might occur that would enable John to see (a great medical discovery, for example). On the other hand,

Example 10.143.

le cuktaka'e viska
Thebook [capable]sees.

The book can see.

is not true in most epistemologies, since the ability to see is not part of the innate nature of a book.

Consider once again the newly hatched ducks mentioned earlier. They have the potential of swimming, but have not yet demonstrated that potential. This may be expressed using [*nu'o*](#), the *cmavo* of CAhA for undemonstrated potential:

Example 10.144.

ro cifydatka nu'o flulimna
Allinfant-ducks[can-but-has-not]are-float-swimmers.

All infant ducks have an undemonstrated potential for swimming by floating.

Baby ducks can swim but haven't yet.

Contrariwise, if Frank is not blind from birth, then [pu'i](#) is appropriate:

Example 10.145.

la .frank.pu'i viska
That-named Frank [can-and-has]sees.

Frank has demonstrated a potential for seeing.

Frank can see and has seen.

Note that the glosses given at the beginning of this section for [ca'a](#), [nu'o](#), and [pu'i](#) incorporate [ca](#) into their meaning, and are really correct for *ca ca'a*, *ca nu'o*, and *ca pu'i*. However, the CAhA cmavo are perfectly meaningful with other tenses than the present:

Example 10.146.

mipu ca'a klamale zarci
I [past][actual]go-to the store.

I actually went to the store.

Example 10.147.

la .frank.ba nu'o klama le zdani
That-named Frank [future][can-but-has-not]goes-to the store.

Frank could have, but will not have, gone to the store (at some understood moment in the future).

As always in Lojban tenses, a missing CAhA can have an indeterminate meaning, or the context can be enough to disambiguate it. Saying

Example 10.148.

ta jelca
That burns/is-burning/might-burn/will-burn.

with no CAhA specified can translate the two very different English sentences “ That is on fire ” and “ That is inflammable. ” The first demands immediate action (usually), whereas the second merely demands caution. The two cases can be disambiguated with:

Example 10.149.

ta ca ca'a jelca
That[present][actual]burns.

That is on fire.

and

Example 10.150.

ta ka'e jelca
That[capable]burns.

That is capable of burning.

That is inflammable.

When no indication is given, as in the simple observative

Example 10.151.

jelca

It burns!

the prudent Lojbanist will assume the meaning “ Fire! ”

10.20. Logical and non-logical connections between tenses

Like many things in Lojban, tenses may be logically connected; logical connection is explained in more detail in [Chapter 14](#). Some of the terminology in this section will be clear only if you already understand logical connectives.

The appropriate logical connectives belong to selma'o JA. A logical connective between tenses can always be expanded to one between sentences:

Example 10.152.

mipu je ba klamale zarci
I [past]and[future]go-to the market.

I went and will go to the market.

means the same as:

Example 10.153.

mipu klamale zarci
I [past]go-to the market.
.ije miba klamale zarci
And I [future]go-to the market.

I went to the market, and I will go to the market.

Tense connection and tense negation are combined in:

Example 10.154.

mipunai je canai je ba klamale zarci
I [past-not]and[present-not]and[future]go-to the market.

I haven't yet gone to the market, but I will in future.

[Example 10.154](#) is far more specific than

Example 10.155.

miba klamale zarci
I [future]go-to the market.

which only says that I will go, without claiming anything about my past or present. *ba* does not imply *punai* or *canai* ; to compel that interpretation, either a logical connection or a ZAhO is needed.

Tense negation can often be removed in favor of negation in the logical connective itself. The following examples are equivalent in meaning:

Example 10.156.

mimo'izu'anai je mo'iri'u cadzu
I [motion-left-not]and[motion-right]walk.

I walk not leftward but rightward.

Example 10.157.

mimo'izu'a naje mo'iri'u cadzu
I [motion-left]not-and[motion-right]walk.

I walk not leftward but rightward.

There are no forethought logical connections between tenses allowed by the grammar, to keep tenses simpler. Nor is there any way to override simple left-grouping of the connectives, the Lojban default.

The non-logical connectives of selma'o JOI, BIhI, and GAhO are also permitted between tenses. One application is to specify intervals not by size, but by their end-points (*bi'o* belongs to selma'o BIhI, and connects the end-points of an ordered interval, like English " from ... to "):

Example 10.158.

mipuza bi'o bazu vasxu
I [past-medium]from...to[future-long]breathe.

I breathe from a medium time ago till a long time to come.

(It is to be hoped that I have a long life ahead of me.)

One additional use of non-logical connectives within tenses is discussed in [Section 10.21](#). Other uses will probably be identified in future.

10.21. Sub-events

Another application of non-logical tense connection is to talk about sub-events of events. Consider a six-shooter: a gun which can fire six bullets in succession before reloading. If I fire off the entire magazine twice, I can express the fact in Lojban thus:

Example 10.159.

mireroi pi'u xaroi celgau
I [twice][cross-product][six-times]shoot
le seldanti
the projectile-launcher.

On two occasions, I fire the gun six times.

It would be confusing, though grammatical, to run the *reroi* and the *xaroi* directly together. However, the non-logical connective *pi'u* expresses a Cartesian product (also known as a cross product) of two sets. In this case, there is a set of two firings each of which is represented by a set of six shots, for twelve shots in all (hence the name “ product ” : the product of 2 and 6 is 12). Its use specifies very precisely what occurs.

In fact, you can specify strings of interval properties and event contours within a single tense without the use of a logical or non-logical connective *cmavo*. This allows tenses of the type:

Example 10.160.

la .djordj. ca'o co'a ciska
That-named George [continuative][initiative] writes.

George continues to start to write.

Example 10.161.

mireroi ca'o xaroi darxile damri
I [twice][continuative][six-times]hit the drum.

On two occasions, I continue to beat the drum six times.

10.22. Conversion of sumtcita: JAI

The following cmavo are discussed in this section:

jai JAI tense conversion

fai FA indefinite place

Conversion is the regular Lojban process of moving around the places of a place structure. The cmavo of selma'o SE serve this purpose, exchanging the first place with one of the others:

Example 10.162.

micu klamale zarci
I go-to the market.

Example 10.163.

le zarci cuse klama mi
The market is-gone-to by-me.

It is also possible to bring a place that is specified by a sumtcita (for the purposes of this chapter, a tense sumtcita) to the front, by using *jai* plus the tense as the grammatical equivalent of SE:

Example 10.164.

le ratcucucitkale cirla vi le panke
The rat eats the cheese [short-distance] the park.

The rat eats the cheese in the park.

Example 10.165.

le pankacujai vi citka le cirla faile ratcu
The park is-the-place-of eating the cheese by the rat.

The park is where the rat eats the cheese.

In [Example 10.165](#), the construction JAI+tense converts the location sumti into the first place. The previous first place has nowhere to go, since the location sumti is not a numbered place; however, it can be inserted back into the bridi with [fai](#), the indefinite member of selma'o FA.

(The other members of FA are used to mark the first, second, etc. places of a bridi explicitly:

Example 10.166.

fa mi cu klama fe le zarci

means the same as

Example 10.167.

fe le zarci cu klama fa mi

as well as the simple

Example 10.168.

mi cu klama le zarci

in which the place structure is determined by position.)

Like SE conversion, JAI+tense conversion is especially useful in descriptions with LE selma'o:

Example 10.169.

miviskale jai vi citka bele cirla
I saw the place-of-eating the cheese.

Here the eater of the cheese is elided, so no *fai* appears.

Of course, temporal tenses are also usable with JAI:

Example 10.170.

midjunofi le jaica morsif befaila .djan.
I know about the [present] is-dead of that-named "John".

I know the time of John's death.

I know when John died.

10.23. Tenses versus modals

Grammatically, every use of tenses seen so far is exactly paralleled by some use of modals as explained in [Chapter 9](#). Modals and tenses alike can be followed by *sumti*, can appear before the *selbri*, can be used in pure and mixed connections, can participate in JAI conversions. The parallelism is perfect. However, there is a deep difference in the semantics of tense constructs and modal constructs, grounded in historical differences between the two forms. Originally, modals and tenses were utterly different things in earlier versions of Loglan; only in Lojban have they become grammatically interchangeable. And even now, differences in semantics continue to be maintained.

The core distinction is that whereas the modal *bridi*

Example 10.171.

minelcido mu'i le nu do nelcimi
I like you with-motivation the event-of you like me.

I like you because you like me.

places the *le nu* *sumti* in the x_1 place of the gismu *mukti* (which underlies the

modal [mu'i](#)), namely the motivating event, the tensed bridi

Example 10.172.

minelcido ba le nu do nelcimi
I like you after the event-of you like me.

I like you after you like me.

places the *le nu* sumti in the x₂ place of the gismu [balvi](#) (which underlies the tense [ba](#)), namely the point of reference for the future tense. Paraphrases of [Example 10.171](#) and [Example 10.172](#), employing the brivla [mukti](#) and [balvi](#) explicitly, would be:

Example 10.173.

le nu do nelcimi cu mukti le nu
The event-of you like me motivates the event-of
minelcido
I like you.

Your liking me is the motive for my liking you.

and

Example 10.174.

le nu minelcido cu balvi le nu
The event-of I like you is-after the event-of
do nelcimi
you like me.

My liking you follows (in time) your liking me.

(Note that the paraphrase is not perfect due to the difference in what is claimed; [Example 10.173](#) and [Example 10.174](#) claim only the causal and temporal relationships between the events, not the existence of the events themselves.)

As a result, the afterthought sentence-connective forms of [Example 10.171](#) and [Example 10.172](#) are, respectively:

Example 10.175.

minelcido .imu'ibo do nelcimi
I like you.[That-is] Becauseyoulike me.

Example 10.176.

do nelcimi .ibabo minelcido
Youlike me.Afterward,I like you.

In [Example 10.175](#), the order of the two bridi *mi nelci do* and *do nelci mi* is the same as in [Example 10.171](#). In [Example 10.176](#), however, the order is reversed: the origin point *do nelci mi* physically appears before the future-time event *mi nelci do*. In both cases, the bridi characterizing the event in the x₂ place appears before the bridi characterizing the event in the x₁ place of [mukti](#) or [balvi](#).

In forethought connections, however, the asymmetry between modals and tenses is not found. The forethought equivalents of [Example 10.175](#) and [Example 10.176](#) are

Example 10.177.

mu'igi do nelcimi giminelcido
Becauseyoulike me, I like you.

and

Example 10.178.

bagi do nelcimi giminelcido
Afteryoulike me, I like you.

respectively.

The following modal sentence schemata (where X and Y represent sentences) all have the same meaning:

X .i BAI bo Y
BAI gi Y gi X
X BAI le nu Y

whereas the following tensed sentence schemata also have the same meaning:

X .i TENSE bo Y
TENSE gi X gi Y
Y TENSE le nu X

neglecting the question of what is claimed. In the modal sentence schemata, the modal tag is always followed by Y, the sentence representing the event in the x 1 place of the gismu that underlies the BAI. In the tensed sentences, no such simple rule exists.

10.24. Tense questions: *cu'e*

The following cmavo is discussed in this section:

cu'e CUhE tense question

There are two main ways to ask questions about tense. The main English tense question words are “ When? ” and “ Where? ” . These may be paraphrased respectively as “ At what time? ” and “ At what place? ” In these forms, their Lojban equivalents simply involve a tense plus *ma*, the Lojban sumti question:

Example 10.179.

do klamale zdani ca ma
You go-to the house [present] [what-sumti?].
You go-to the house at what-time?

When do you go to the house?

Example 10.180.

le verbavi ma pu cadzu le bisli
The child [short-space] [what-sumti?] [past] walks-on the ice.
The child at/near what-place walked-on the ice?

Where did the child walk on the ice?

There is also a non-specific tense and modal question, *cu'e*, belonging to selma'o CUhE. This can be used wherever a tense or modal construct can be used.

Example 10.181.

le nanmucu'e batcile gerku
The man [what-tense?]bites the dog.

When/Where/How does the man bite the dog?

Possible answers to [Example 10.181](#) might be:

Example 10.182.

va
[medium-space].

Some ways from here.

Example 10.183.

puzu
[past]-[long-time].

A long time ago.

Example 10.184.

vi le lunra
[short-space]The moon.

On the moon.

Example 10.185.

pu'o
[prospective]

He hasn't yet done so.

or even the modal reply (from selma'o BAI; see [Section 9.6](#)):

Example 10.186.

seka'a le briju
With-destination the office.

The only way to combine [cu'e](#) with other tense cmavo is through logical connection, which makes a question that pre-specifies some information:

Example 10.187.

do puzi je cu'e sombole gurni
You [past-short] and [when?] sow the grain?

You sowed the grain a little while ago; when else do you sow it?

Additionally, the logical connective itself can be replaced by a question word:

Example 10.188.

la .artr. pu je'i ba nolraitru
That-named Arthur [past] [which?] [future] is-a-king

Was Arthur a king or will he be?

Answers to [Example 10.188](#) would be logical connectives such as [je](#), meaning “both”, [naje](#) meaning “the latter”, or [jenai](#) meaning “the former”.

10.25. Explicit magnitudes

It is a limitation of the VA and ZI system of specifying magnitudes that they can only prescribe vague magnitudes: small, medium, or large. In order to express both an origin point and an exact distance, the Lojban construction called a “termset” is employed. (Termsets are explained further in [Section 14.11](#) and [Section 16.7](#).) It is grammatical for a termset to be placed after a tense or modal tag rather than a sumti, which allows both the origin of the imaginary journey and its distance to be specified. Here is an example:

Example 10.189.

la .frank.sanli zu'a nu'i la.djordj.
 That-namedFrank stands[left][start-termset] George
 la'u lo mitre beli mu[nu'u]
 [quantity]a thing-measuring-in-meters the-number5 [end-termset].

Frank is standing five meters to the left of George.

Here the termset extends from the *nu'i* to the implicit *nu'u* at the end of the sentence, and includes the terms *la .djordj.*, which is the unmarked origin point, and the tagged sumti *lo mitre be li mu*, which the cmavo *la'u* (of selma'o BAI, and meaning “with quantity”; see [Section 9.6](#)) marks as a quantity. Both terms are governed by the tag *zu'a*

It is not necessary to have both an origin point and an explicit magnitude: a termset may have only a single term in it. A less precise version of [Example 10.189](#) is:

Example 10.190.

la .frank.sanli zu'a nu'i la'u
 That-namedFrank stands[left][termset][quantity]
 lo mitre beli mu
 a thing-measuring-in-meters the-number5.

Frank stands five meters to the left.

10.26. Finally (an exercise for the much-tried reader)

Example 10.191.

.a'o do pu seju ba roroi ca'o fe'e su'oroi jimpe fi le lojbo temci selsku ciste

10.27. Summary of tense selma'o

PU

temporal direction

pu past

ca present

ba future

ZI

temporal distance

zi short

za medium

zu long

ZehA

temporal interval

ze'i short

ze'a medium

ze'u long

ze'e infinite

ROI

objective quantified tense flag

noroi never

paroi once

[N]roi [N] times

roroi always

pare'u the first time

rere'u the second time

[N]re'u the [N]th time

TAhE

subjective quantified tense

di'i regularly

na'o typically

ru'i continuously

ta'e habitually

ZAhO

event contours

see [Section 10.10](#)

FAhA

spatial direction

see [Section 10.28](#)

VA

spatial distance

vi short

va medium

vu long

VEhA

spatial interval

ve'i short

ve'a medium

ve'u long

ve'e infinite

VIhA

spatial dimensionality

vi'i line

vi'a plane

vi'u space

vi'e space-time

FEhE

spatial interval modifier flag

fe'enoroi nowhere

fe'eroroi everywhere

fe'eba'o beyond

etc.

MOhI

spatial movement flag

mo'imotion

see [Section 10.28](#)

KI

set or reset sticky tense

tense+ [ki](#) set

[ki](#) alone reset

CUhE

tense question, reference point

cu'e asks for a tense or aspect

nau use speaker's reference point

JAI

tense conversion

jaica the time of

jaivi the place of

etc.

10.28. List of spatial directions and direction-like relations

The following list of FAhA cmavo gives rough English glosses for the cmavo, first when used without *mo'i* to express a direction, and then when used with *mo'i* to express movement in the direction. When possible, the gismu from which the cmavo is derived is also listed.

bu'u coincident with ; at the same place as

ca'u crane in front (of) forward

ti'a trixe behind backward

zu'a zunle on the left (of) leftward

ri'u pritu on the right (of) rightward

ga'u gapru above upward(ly)

ni'a cnita below downward(ly)

ne'i nenri within into

ru'u sruri	surrounding	orbiting
pa'o pagre	transfixing	passing through
ne'a	next to	moving while next to
te'e	bordering	moving along the border (of)
re'o	adjacent (to)	along
fa'a farna	towards	arriving at
to'o	away from	departing from
zo'i	inward (from)	approaching
ze'o	outward (from)	receding from
zo'a	tangential (to)	passing (by)
be'a berti	north (of)	northward(ly)
ne'u snanu	south (of)	southward(ly)
du'a stuna	east (of)	eastward(ly)
vu'a	west (of)	westward(ly)

Special note on [fa'a](#), [to'o](#), [zo'i](#), and [ze'o](#):

[zo'i](#) and [ze'o](#) refer to direction towards or away from the speaker's location, or whatever the origin is.

[fa'a](#) and [to'o](#) refer to direction towards or away from some other point.

Chapter 11. Events, qualities, quantities, and other vague words: on Lojban abstraction

The picture for chapter 11

11.1. The syntax of abstraction

The purpose of the feature of Lojban known as “ abstraction ” is to provide a means for taking whole bridi and packaging them up, as it were, into simple selbri. Syntactically, abstractions are very simple and uniform; semantically, they are rich and complex, with few features in common between one variety of abstraction and another. We will begin by discussing syntax without regard to semantics; as a result, the notion of abstraction may seem unmotivated at first. Bear with this difficulty until [Section 11.2](#).

An abstraction selbri is formed by taking a full bridi and preceding it by any cmavo of selma'o NU. There are twelve such cmavo; they are known as “ abstractors ” . The bridi is closed by the elidable terminator [kei](#), of selma'o KEI. Thus, to change the bridi

Example 11.1.

miklamale zarci
I go-to thestore

into an abstraction using [nu](#), one of the members of selma'o NU, we change it into

Example 11.2.

nu mi klama le zarci [kei]
an-event-of my going-to the store

The bridi may be a simple selbri, or it may have associated sumti, as here. It is important to beware of eliding [kei](#) improperly, as many of the common uses of abstraction selbri involve following them with words that would appear to be part of the abstraction if [kei](#) had been elided.

(Technically, [kei](#) is never necessary, because the elidable terminator [vau](#) that closes every bridi can substitute for it; however, [kei](#) is specific to abstractions, and using it is almost always clearer.)

The grammatical uses of an abstraction selbri are exactly the same as those of a simple brivla. In particular, abstraction selbri may be used as observatives, as in [Example 11.2](#), or used in tanru:

Example 11.3.

la .djan.█ cunu sonci kei djica
That-namedJohn is-an (event-ofbeing-a-soldier) type-ofdesirer.

John wants to be a soldier.

Abstraction selbri may also be used in descriptions, preceded by [le](#) (or any other member of selma'o LE):

Example 11.4.

la .djan.cu djica le nu sonci [kei]
That-namedJohn desires the event-ofbeing-a-soldier.

We will most often use descriptions containing abstraction either at the end of a bridi, or just before the main selbri with its [cu](#); in either of these circumstances, [kei](#) can normally be elided.

The place structure of an abstraction selbri depends on the particular abstractor, and will be explained individually in the following sections.

Note: In glosses of bridi within abstractions, the grammatical form used in the English changes. Thus, in the gloss of [Example 11.2](#) we see “ my going-to the store ” rather than “ I go-to the store ” ; likewise, in the glosses of [Example 11.3](#) and [Example 11.4](#) we see “ being-a-soldier ” rather than “ is-a-soldier ” . This procedure reflects the desire for more understandable glosses, and does not indicate any change in the Lojban form. A bridi is a bridi, and undergoes no change when it is used as part of an abstraction selbri.

11.2. Event abstraction

The following cmavo is discussed in this section:

nuNUevent abstractor

The examples in [Section 11.1](#) made use of [nu](#) as the abstractor, and it is certainly the most common abstractor in Lojban text. Its purpose is to capture the event or state of the bridi considered as a whole. Do not confuse the [le](#) description built on a [nu](#) abstraction with ordinary descriptions based on [le](#) alone. The following sumti are quite distinct:

Example 11.5.

leklama

the comer, that which comes

Example 11.6.

leseklama

the destination

Example 11.7.

leteklama

the origin

Example 11.8.

leveklama

the route

Example 11.9.

lexeklama

the means of transportation

Example 11.10.

le nu klama

the event of someone coming to somewhere from somewhere by some route using some means

[Example 11.5](#) through [Example 11.9](#) are descriptions that isolate the five individual sumti places of the selbri *klama*. [Example 11.10](#) describes something associated with the bridi as a whole: the event of it.

In Lojban, the term “ event ” is divorced from its ordinary English sense of something that happens over a short period of time. The description:

Example 11.11.

le nu mi vasxu
the event-of my breathing

is an event which lasts for the whole of my life (under normal circumstances). On the other hand,

Example 11.12.

le nu la .djan.cinba la .djein.
the event-of that-named John kissing that-named Jane

is relatively brief by comparison (again, under normal circumstances).

We can see from [Example 11.10](#) through [Example 11.12](#) that ellipsis of sumti is valid in the bridi of abstraction selbri, just as in the main bridi of a sentence. Any sumti may be ellipsized if the listener will be able to figure out from context what the proper value of it is, or else to recognize that the proper value is unimportant. It is extremely common for *nu* abstractions in descriptions to have the x₁ place ellipsized:

Example 11.13.

minelcile nu limna
I like the event-of swimming.

I like swimming.

is elliptical, and most probably means:

Example 11.14.

minelcile nu milimna
I like the event-of I swim.

In the proper context, of course, [Example 11.13](#) could refer to the event of somebody else swimming. Its English equivalent, “ I like swimming ”, can't be interpreted as “ I like Frank's swimming ” ; this is a fundamental distinction between English and Lojban. In Lojban, an omitted sumti can mean whatever the context indicates that it should mean.

Note that the lack of an explicit NU cmavo in a sumti can sometimes hide an implicit abstraction. In the context of [Example 11.14](#), the appearance of *le se nelci* (“ that which is liked ”) is in effect an abstraction:

Example 11.15.

le se nelci cu cafne
The liked-thing is-frequent.

The thing which I like happens often.

which in this context means

My swimming happens often.

Event descriptions with *le nu* are commonly used to fill the “ under conditions... ” places, among others, of gismu and lujvo place structures:

Example 11.16.

la .lojban. cu frili mi
That-named Lojban is-easy-for me
le nu mitadni [kei]

under-conditions the event-of I study

Lojban is easy for me when I study.

(The “ when ” of the English would also be appropriate for a construction involving a Lojban tense, but the Lojban sentence says more than that the studying is concurrent with the ease.)

The place structure of a *nu* abstraction selbri is simply:

x_1 is an event of (the bridj)

11.3. Types of event abstractions

The following cmavo are discussed in this section:

mu'e NU point-event abstractor

pu'u NU process abstractor

zu'o NU activity abstractor

za'i NU state abstractor

Event abstractions with *nu* suffice to express all kinds of events, whether long, short, unique, repetitive, or whatever. Lojban also has more finely discriminating machinery for talking about events, however. There are four other abstractors of selma'o NU for talking about four specific types of events, or four ways of looking at the same event.

An event considered as a point in time is called a “ point-event ” , or sometimes an “ achievement ” . (This latter word should be divorced, in this context, from all connotations of success or triumph.) A point-event can be extended in duration, but it is still a point-event if it is thought of as unitary, having no internal structure. The abstractor *mu'e* means “ point-event-of ” :

Example 11.17.

le mu'e la .djan. catra la .djim. cu zekri

The point-event-of(that-named John kills that-named Jim) is-a-crime.

John's killing Jim (considered as a point in time) is a crime.

An event considered as extended in time, and structured with a beginning, a middle containing one or more stages, and an end, is called a “ process ” . The abstractor [pu'u](#) means “ process-of ” :

Example 11.18.

ca'o le pu'u le latmobalje'a cuporpi kei
[continuative]the process-of(the Latin great-state breaking-up)
so'i je'atru cuselcatra
manystate-rulers were-killed

During the fall of the Roman Empire, many Emperors were killed.

An event considered as extended in time and cyclic or repetitive is called an “ activity ” . The abstractor [zu'o](#) means “ activity-of ” :

Example 11.19.

mitatpi ri'a le zu'o miplipe
I am-tired because-of the activity-of(I jump).

I am tired because I jump.

An event considered as something that is either happening or not happening, with sharp boundaries, is called a “ state ” . The abstractor [za'i](#) means “ state-of ” :

Example 11.20.

le za'i mijmive cuckape do
The state-of(I am-alive) is-dangerous-to you.

My being alive is dangerous to you.

The abstractors in [Example 11.17](#) through [Example 11.20](#) could all have been

replaced by *nu*, with some loss of precision. Note that Lojban allows every sort of event to be viewed in any of these four ways:

- the “ state of running ” begins when the runner starts and ends when the runner stops;
- the “ activity of running ” consists of the cycle “ lift leg, step forward, drop leg, lift other leg... ” (each such cycle is a process, but the activity consists in the repetition of the cycle);
- the “ process of running ” puts emphasis on the initial sprint, the steady speed, and the final slowdown;
- the “ achievement of running ” is most alien to English, but sees the event of running as a single indivisible thing, like “ Pheidippides' run from Marathon to Athens ” (the original marathon).

Further information on types of events can be found in [Section 11.12](#).

The four event type abstractors have the following place structures:

mu'e: x 1 is a point event of (the bridi)

pu'u: x 1 is a process of (the bridi) with stages x 2

za'i: x 1 is a continuous state of (the bridi) being true

zu'o: x 1 is an activity of (the bridi) consisting of repeated actions x 2

11.4. Property abstractions

The following cmavo are discussed in this section:

ka NU property abstractor

ce'u KOhA abstraction focus

The things described by *le nu* descriptions (or, to put it another way, the things of which *nu* selbri may correctly be predicated) are only moderately “ abstract ” . They are still closely tied to happenings in space and time. Properties, however, are much more ethereal. What is “ the property of being blue ” , or “ the property of being a go-er ” ? They are what logicians call “ intensions ” . If John has a heart, then “ the property of having a heart ” is an abstract object which, when applied to John, is true. In fact,

Example 11.21.

la .djan. cu se risna zo'e
 That-namedJohn has-as-heart something-unspecified.

John has a heart.

has the same truth conditions as

Example 11.22.

la .djan. cu ckaji
 That-namedJohn has-the-property
 le ka se risna [zo'e] [kei]
 the property-of having-as-heart something.

John has the property of having a heart.

(The English word “ have ” frequently appears in any discussion of Lojban properties: things are said to “ have ” properties, but this is not the same sense of “ have ” as in “ I have money ” , which is possession.)

Property descriptions, like event descriptions, are often wanted to fill places in brivla place structures:

Example 11.23.

do cnino mi le ka xunre [kei]
 You are-new to-me in-the-quality-of-the property-of being-red.

You are new to me in redness.

(The English suffix “ -ness ” often signals a property abstraction, as does the suffix “ -ity ” .)

It would be suitable to use [Example 11.23](#) to someone who has returned from the beach with a sunburn.

There are several different properties that can be extracted from a bridi, depending on which place of the bridi is “ understood ” as being specified

externally. Thus:

Example 11.24.

ka mi prami [zo'e] [kei]
a-property-of me loving something-unspecified

is quite different from

Example 11.25.

ka [zo'e] prami mi [kei]
a-property-of something-unspecified loving me

In particular, sentences like [Example 11.26](#) and [Example 11.27](#) are quite different in meaning:

Example 11.26.

la .djan.cuzmadu la .djordj.
That-named John exceeds that-named George
le ka mi prami
in-the property-of (I love X)

I love John more than I love George.

Example 11.27.

la .djan.cuzmadu la .djordj.
That-named John exceeds that-named George
le ka prami mi
in-the property of (X loves me).

John loves me more than George loves me.

The “ X ” used in the glosses of [Example 11.26](#) through [Example 11.27](#) as a placeholder cannot be represented only by ellipsis in Lojban, because ellipsis means that there must be a specific value that can fill the ellipsis, as mentioned in [Section 11.2](#). Instead, the cmavo *ce'u* of selma'o KOhA is employed when an explicit sumti is wanted. (The form “ X ” will be used in literal translations.)

Therefore, an explicit equivalent of [Example 11.26](#), with no ellipsis, is:

Example 11.28.

la .djan.cuzmadu la .djordj.
That-named John exceeds that-named George
le ka mipramice'u
in-the property-of (I love X).

and of [Example 11.27](#) is:

Example 11.29.

la .djan.cuzmadu la .djordj.
That-named John exceeds that-named George
le ka ce'upramimi
in-the property-of (X loves me).

This convention allows disambiguation of cases like:

Example 11.30.

le ka [zo'e]dundale xirma[zo'e][kei]
the property-of giving the horse

into

Example 11.31.

le ka ce'udunda le xirma [zo'e] [kei]
the property-of (X is-a-giver-of the horse to someone-unspecified)

the property of being a giver of the horse

which is the most natural interpretation of [Example 11.30](#), versus

Example 11.32.

le ka [zo'e] dunda le xirma ce'u[kei]
the property-of (someone-unspecified is-a-giver-of the horse to X)

the property of being one to whom the horse is given

which is also a possible interpretation.

It is also possible to have more than one *ce'u* in a *ka* abstraction, which transforms it from a property abstraction into a relationship abstraction. Relationship abstractions “package up” a complex relationship for future use; such an abstraction can be translated back into a selbri by placing it in the x₂ place of the selbri *bridi*, whose place structure is:

bridi x₁ is a predicate relationship with relation x₂ (abstraction) among arguments (sequence/set) x₃

The place structure of *ka* abstraction selbri is simply:

ka x₁ is a property of (the *bridi*)

11.5. Amount abstractions

The following cmavo is discussed in this section:

niNU amount abstraction

Amount abstractions are far more limited than event or property abstractions. They really make sense only if the selbri of the abstracted *bridi* is subject to measurement of some sort. Thus we can speak of:

Example 11.33.

le ni le pixra cublanu [kei]
the amount-of (the picture being-blue)

the amount of blueness in the picture

because “blueness” could be measured with a colorimeter or a similar device. However,

Example 11.34.

le ni la .djein.cu mamta [kei]
the amount-of(that-named Jane being-a-mother)

the amount of Jane's mother-ness (?)

the amount of mother-ness in Jane (?)

makes very little sense in either Lojban or English. We simply do not have any sort of measurement scale for being a mother.

Semantically, a sumti with *le ni* is a number; however, it cannot be treated grammatically as a quantifier in Lojban unless prefixed by the mathematical cmavo *mo'e*:

Example 11.35.

li pavu'u mo'e le ni
the-number 1 minus the-operand the amount-of(
le pixra cublanu [kei]
the picture being-blue)

1 - B , where B = blueness of the picture

Mathematical Lojban is beyond the scope of this chapter, and is explained more fully in [Chapter 18](#).

Whenever we talk of measurement of an amount, there is some sort of scale, and so the place structure of *ni* abstraction selbri is:

ni x 1 is the amount of (the bridi) on scale x 2

Note: the best way to express the x 2 places of abstract sumti is to use something like *le ni ... kei be* . See [Example 11.59](#) for the use of this construction.

11.6. Truth-value abstraction: *jei*

The “ blueness of the picture ” discussed in [Section 11.5](#) refers to the measurable amount of blue pigment (or other source of blueness), not to the degree of truth of the claim that blueness is present. That abstraction is expressed in Lojban using *jei*, which is closely related semantically to *ni*. In the simplest cases, *le jei* produces not a number but a truth value:

Example 11.36.

le jei li resu'ireduli vo[kei]
the truth-value-of-the-number 2 + 2 = the-number 4

the truth of 2 + 2 being 4

is equivalent to “ truth ” , and

Example 11.37.

le jei li resu'ireduli mu[kei]
the truth-value-of-the-number 2 + 2 = the-number 5

the truth of 2 + 2 being 5

is equivalent to “ falsehood ” .

However, not everything in life (or even in Lojban) is simply true or false. There are shades of gray even in truth value, and [jei](#) is Lojban's mechanism for indicating the shade of grey intended:

Example 11.38.

miba jdice tu'ale jei la .djordj.
I [future]decide on the (truth-value of that-named George
cuzekri gasnu[kei]
being-a-(crime doer)).

I will decide on the topic of whether George is a criminal.

[Example 11.38](#) does not imply that George is, or is not, definitely a criminal. Depending on the legal system I am using, I may make some intermediate decision. As a result, [jei](#) requires an x 2 place analogous to that of [ni](#):

[jei](#) x 1 is the truth value of (the bridi) under epistemology x 2

Abstractions using [jei](#) are the mechanism for fuzzy logic in Lojban; the [jei](#) abstraction refers to a number between 0 and 1 inclusive (as distinct from [ni](#) abstractions, which are often on open-ended scales). The detailed conventions for

using [jei](#) in fuzzy-logic contexts have not yet been established.

11.7. Predication/sentence abstraction

The following cmavo is discussed in this section:

du'u NU predication abstraction

There are some selbri which demand an entire predication as a sumti; they make claims about some predication considered as a whole. Logicians call these the “propositional attitudes”, and they include (in English) things like knowing, believing, learning, seeing, hearing, and the like. Consider the English sentence:

Example 11.39.

I know that Frank is a fool.

How's that in Lojban? Let us try:

Example 11.40.

midjunole nu la .frank. cu bebna [kei]

I know the event of Frank being a fool.

Not quite right. Events are actually or potentially physical, and can't be contained inside one's mind, except for events of thinking, feeling, and the like; [Example 11.40](#) comes close to claiming that Frank's being-a-fool is purely a mental activity on the part of the speaker. (In fact, [Example 11.40](#) is an instance of improperly marked “sumti raising”, a concept discussed further in [Section 11.10](#), a properly marked sumti-raising would be *mi djuno tu'a le nu la .frank. cu bebna [kei]*).

Try again:

Example 11.41.

midjuno tu'a le jei la .frank. cu bebna [kei]

I know about the truth-value of Frank being a fool.

Closer. [Example 11.41](#) says that I know whether or not Frank is a fool, but doesn't say that he is one, as [Example 11.39](#) does. To catch that nuance, we must say:

Example 11.42.

midjunole du'u la .frank. cu bebna [kei]

I know the predication that Frank is a fool.

Now we have it. Note that the implied assertion “ Frank is a fool ” is not a property of *le du'u* abstraction, but of *djuno*; we can only know what is in fact true. (As a result, *djuno* like *jei* has a place for epistemology, which specifies how we know.) [Example 11.43](#) has no such implied assertion:

Example 11.43.

mikuclile du'u la .frank. cu bebna [kei]

I am curious about whether Frank is a fool.

and here *du'u* could probably be replaced by *tu'a le jei* without much change in meaning:

Example 11.44.

mikuclitu'a le jeila .frank. cu bebna [kei]

I am curious about how true it is that Frank is a fool.

As a matter of convenience rather than logical necessity, *du'u* has been given an x₂ place, which is a sentence (piece of language) expressing the bridi:

du'u x₁ is the predication (the bridi), expressed in sentence x₂

and *le se du'u ...* is very useful in filling places of selbri which refer to speaking, writing, or other linguistic behavior regarding bridi:

Example 11.45.

la .djan.cusku le se du'u
That-named John expresses the (sentence-expressing-that
la .djordj.klama le zarci [kei]
that-named George goes-to the store)

John says that George goes to the store.

[Example 11.45](#) differs from

Example 11.46.

la djan cusku lu
That-named John expresses, quote,
la .djordj.klamale zarci li'u
that-named George goes to-the store, unquote.

John says “ George goes to the store ” .

because [Example 11.46](#) claims that John actually said the quoted words, whereas [Example 11.45](#) claims only that he said some words or other which were to the same purpose.

le se du'u is much the same as *lu'e le du'u* , a symbol for the predication, but *se du'u* can be used as a selbri, whereas *lu'e* is ungrammatical in a selbri. (See [Section 6.10](#) for a discussion of *lu'e*.)

11.8. Indirect questions

The following cmavo is discussed in this section:

kau UI indirect question marker

There is an alternative type of sentence involving *du'u* and a selbri expressing a propositional attitude. In addition to sentences like

Example 11.47.

I know that John went to the store.

we can also say things like

Example 11.48.

I know who went to the store.

This form is called an “ indirect question ” in English because the embedded English sentence is a question: “ Who went to the store? ” A person who says [Example 11.48](#) is claiming to know the answer to this question. Indirect questions can occur with many other English verbs as well: I can wonder, or doubt, or see, or hear, as well as know who went to the store.

To express indirect questions in Lojban, we use a *le du'u* abstraction, but rather than using a question word like “ who ” (*ma* in Lojban), we use any word that will fit grammatically and mark it with the suffix particle *kau*. This cmavo belongs to selma'o UI, so grammatically it can appear anywhere. The simplest Lojban translation of [Example 11.48](#) is therefore:

Example 11.49.

midjunole du'u
I know the predication-of
makau pu klama le zarci
X [indirect-question][past]going-to the store.

In [Example 11.49](#), we have chosen to use *ma* as the word marked by *kau*. In fact, any other sumti would have done as well: *zo'e* or *da* or even *la .djan.*. Using *la .djan.* would suggest that it was John who I knew had gone to the store, however:

Example 11.50.

midjunole du'u
I know the predication-of/fact-that
la .djan.kau pu klama le zarci
that-named John [indirect-question][past]going-to the store.

I know who went to the store, namely John.

I know that it was John who went to the store.

Using one of the indefinite pro-sumti such as [ma](#), [zo'e](#), or [da](#) does not suggest any particular value.

Why does Lojban require the [kau](#) marker, rather than using [ma](#) as English and Chinese and many other languages do? Because [ma](#) always signals a direct question, and so

Example 11.51.

midjunole du'u ma pu klama le zarci
I know the predication-of[what sumti?][past]goes-to the store

means

Example 11.52.

Who is it that I know goes to the store?

It is actually not necessary to use *le du'u* and [kau](#) at all if the indirect question involves a sumti; there is generally a paraphrase of the type:

Example 11.53.

midjunofi le pu klamabele zarci
I know about the[past]goer to the store.

I know something about the one who went to the store (namely, his identity).

because the x 3 place of [djuno](#) is the subject of knowledge, as opposed to the fact that is known. But when the questioned point is not a sumti, but (say) a logical connection, then there is no good alternative to [kau](#) :

Example 11.54.

miba zgana le du'u la .djan.
I [future]observe the predication-of/fact-that that-named John
jikau la .djordj.cuzvatile panku
[connective-indirect-question]that-named George is-at the park.

I will see whether John or George (or both) is at the park.

In addition, [Example 11.53](#) is only a loose paraphrase of [Example 11.49](#), because it is left to the listener's insight to realize that what is known about the goer-to-the-store is his identity rather than some other of his attributes.

11.9. Minor abstraction types

The following cmavo are discussed in this section:

li'i NU experience abstractor

si'o NU concept abstractor

su'u NU general abstractor

There are three more abstractors in Lojban, all of them little used so far. The abstractor [li'i](#) expresses experience:

Example 11.55.

mimorji le li'i mi verba
I remember the experience-of (my being-a-child)

The abstractor [si'o](#) expresses a mental image, a concept, an idea:

Example 11.56.

minelci le si'o la .lojban.cu mulno
I enjoy the concept-of that-named Lojban being-complete.

Finally, the abstractor [su'u](#) is a vague abstractor, whose meaning must be grasped from context:

Example 11.57.

ko zgana le su'u le ci smacu cubajra
you [imperative] observe the abstract-nature-of the three mice running

See how the three mice run!

All three of these abstractors have an x_2 place. An experience requires an experiencer, so the place structure of li'i is:

li'i x_1 is the experience of (the bridi) as experienced by x_2

Similarly, an idea requires a mind to hold it, so the place structure of si'o is:

si'o x_1 is the idea/concept of (the bridi) in the mind of x_2

Finally, there needs to be some way of specifying just what sort of abstraction su'u is representing, so its place structure is:

su'u x_1 is an abstract nature of (the bridi) of type x_2

The x_2 place of su'u allows it to serve as a substitute for any of the other abstractors, or as a template for creating new ones. For example,

Example 11.58.

le nu mi klama
the event-of-my going

can be paraphrased as

Example 11.59.

le su'u mi klama keibe lo fasnu
the abstract-nature-of(my going) of-type an event

and there is a book whose title might be rendered in Lojban as:

Example 11.60.

le su'u la .iecuas.
the abstract-nature-of(that-named Jesus
kuctai selcatra kei
is-an-intersect-shape type-of-killed-one)
be losa'ordzifa'a
of-type a slope-low-direction

ke nalmatma'e sutyterjvi
type-of-non-motor-vehicle speed-competition

The Crucifixion of Jesus Considered As A Downhill Bicycle Race

Note the importance of using *kei* after *su'u* when the x₂ of *su'u* (or any other abstractor) is being specified; otherwise, the *be lo* ends up inside the abstraction *bridi*.

11.10. Lojban sumti raising

The following cmavo are discussed in this section:

tu'a LAhE an abstraction involving

jai JAI abstraction conversion

It is sometimes inconvenient, in a situation where an abstract description is logically required, to express the abstraction. In English we can say:

Example 11.61.

I try to open the door.

which in Lojban is:

Example 11.62.

mitrocile nu [mi]gasnu
I try the event-of(I am-agent-in
le nu le vormecukarbi'o
the event-of(the door open-becomes)).

which has an abstract description within an abstract description, quite a complex structure. In English (but not in all other languages), we may also say:

Example 11.63.

I try the door.

where it is understood that what I try is actually not the door itself, but the act of opening it. The same simplification can be done in Lojban, but it must be marked explicitly using a cmavo. The relevant cmavo is *tu'a*, which belongs to selma'o LAhE. The Lojban equivalent of [Example 11.63](#) is:

Example 11.64.

mitroci tu'a le vorme
I try some-action-to-do-with the door.

The term “ sumti-raising ”, as in the title of this section, signifies that a sumti which logically belongs within an abstraction (or even within an abstraction which is itself inside an intermediate abstraction) is “ raised ” to the main bridi level. This transformation from [Example 11.62](#) to [Example 11.64](#) loses information: nothing except convention tells us what the abstraction was.

Using *tu'a* is a kind of laziness: it makes speaking easier at the possible expense of clarity for the listener. The speaker must be prepared for the listener to respond something like:

Example 11.65.

tu'a le vorme lu'u ki'a
something-to-do-with the door [terminator][confusion!]

which indicates that *tu'a le vorme* cannot be understood. (The terminator for *tu'a* is *lu'u*, and is used in [Example 11.65](#) to make clear just what is being questioned: the sumti-raising, rather than the word *vorme* as such.) An example of a confusing raised sumti might be:

Example 11.66.

tu'a la .djan. cu cafne
something-to-do-with that-named John frequently-occurs

This must mean that something which John does, or which happens to John, occurs frequently: but without more context there is no way to figure out what. Note that without the *tu'a*, [Example 11.66](#) would mean that John considered as an event frequently occurs – in other words, that John has some sort of on-and-off existence! Normally we do not think of people as events in English, but the x 1

place of [cafne](#) is an event, and if something that does not seem to be an event is put there, the Lojbanic listener will attempt to construe it as one. (Of course, this analysis assumes that *.djan.* is the name of a person, and not the name of some event.)

Logically, a counterpart of some sort is needed to [tu'a](#) which transposes an abstract sumti into a concrete one. This is achieved at the selbri level by the cmavo [jai](#) (of selma'o JAI). This cmavo has more than one function, discussed in [Section 9.12](#) and [Section 10.22](#); for the purposes of this chapter, it operates as a conversion of selbri, similarly to the cmavo of selma'o SE. This conversion changes

Example 11.67.

tu'a mi rinka le nu do morsi
something-to-do-with me causes the event-of you are-dead

My action causes your death.

into

Example 11.68.

mijai rinka le nu do morsi
I am-associated-with causing the event-of your death.

I cause your death.

In English, the subject of “ cause ” can either be the actual cause (an event), or else the agent of the cause (a person, typically); not so in Lojban, where the x_1 of [rinka](#) is always an event. [Example 11.67](#) and [Example 11.68](#) look equally convenient (or inconvenient), but in making descriptions, [Example 11.68](#) can be altered to:

Example 11.69.

le jai rinka bele nu do morsi
that-which-is associated-with causing (the event-of your death)

the one who caused your death

because [jai](#) modifies the selbri and can be incorporated into the description - not so for [tu'a](#).

The weakness of [jai](#) used in descriptions in this way is that it does not specify which argument of the implicit abstraction is being raised into the x₁ place of the description selbri. One can be more specific by using the modal form of [jai](#) explained in [Section 9.12](#):

Example 11.70.

le jai gau rinka bele nu do morsi
that-which-is agent-in causing (the event-of your death)

11.11. Event-type abstractors and event contour tenses

This section is a logical continuation of [Section 11.3](#).

There exists a relationship between the four types of events explained in [Section 11.3](#) and the event contour tense cmavo of selma'o ZAhO. The specific cmavo of NU and of ZAhO are mutually interdefining; the ZAhO contours were chosen to fit the needs of the NU event types and vice versa. Event contours are explained in full in [Section 10.10](#), and only summarized here.

The purpose of ZAhO cmavo is to represent the natural portions of an event, such as the beginning, the middle, and the end. They fall into several groups:

- The cmavo [pu'o](#), [ca'o](#), and [ba'o](#) represent spans of time: before an event begins, while it is going on, and after it is over, respectively.
- The cmavo [co'a](#), [de'a](#), [di'a](#), and [co'u](#) represent points of time: the start of an event, the temporary stopping of an event, the resumption of an event after a stop, and the end of an event, respectively. Not all events can have breaks in them, in which case [de'a](#) and [di'a](#) do not apply.
- The cmavo [mo'u](#) and [za'o](#) correspond to [co'u](#) and [ba'o](#) respectively, in the case of those events which have a natural ending point that may not be the same as the actual ending point: [mo'u](#) refers to the natural ending point, and [za'o](#) to the time between the natural ending point and the actual ending point (the “ excessive ” or “ superfective ” part of the event).
- The cmavo [co'i](#) represents an entire event considered as a point-event or achievement.

All these cmavo are applicable to events seen as processes and abstracted with

[pu'u](#). Only processes have enough internal structure to make all these points and spans of time meaningful.

For events seen as states and abstracted with [za'i](#), the meaningful event contours are the spans [pu'o](#), [ca'o](#), and [ba'o](#); the starting and ending points [co'a](#) and [co'u](#), and the achievement contour [co'i](#). States do not have natural endings distinct from their actual endings. (It is an open question whether states can be stopped and resumed.)

For events seen as activities and abstracted with [zu'o](#), the meaningful event contours are the spans [pu'o](#), [ca'o](#), and [ba'o](#), and the achievement contour [co'i](#). Because activities are inherently cyclic and repetitive, the beginning and ending points are not well-defined: you do not know whether an activity has truly begun until it begins to repeat.

For events seen as point-events and abstracted with [mu'e](#), the meaningful event contours are the spans [pu'o](#) and [ba'o](#) but not [ca'o](#) (a point-event has no duration), and the achievement contour [co'i](#).

Note that the parts of events are themselves events, and may be treated as such. The points in time may be seen as [mu'e](#) point-events; the spans of time may constitute processes or activities. Therefore, Lojban allows us to refer to processes within processes, activities within states, and many other complicated abstract things.

11.12. Abstractor connection

An abstractor may be replaced by two or more abstractors joined by logical or non-logical connectives. Connectives are explained in detail in [Chapter 14](#).

Example 11.71.

le mikce cu se cinrile pu'ujenai za'i mi sipna

The doctor is interested in the process of me sleeping but not in the state of me sleeping.

This feature of Lojban has hardly ever been used, and nobody knows what uses it may eventually have.

11.13. Table of abstractors

The following table gives each abstractor, an English gloss for it, a Lojban gismu which is connected with it (more or less remotely: the associations between

abstractors and gismu are meant more as memory hooks than for any kind of inference), the rafsi associated with it, and (on the following line) its place structure.

nu event of fasnu nun x 1 is an event of (the bridi)

ka property of ckaji kam x 1 is a property of (the bridi)

ni amount of klani nil x 1 is an amount of (the bridi) measured on scale x 2

jei truth-value of jetnu jez x 1 is a truth-value of (the bridi) under epistemology x 2

li'i experience of lifri liz x 1 is an experience of (the bridi) to experiencer x 2

si'o idea of sidbo siz x 1 is an idea/concept of (the bridi) in the mind of x 2

du'u predication of ----- dum x 1 is the bridi (the bridi) expressed by sentence x 2

su'u abstraction of sucta suv x 1 is an abstract nature of (the bridi)

za'i state of zasti zaz x 1 is a state of (the bridi)

zu'o activity of zakte zum x 1 is an activity of (the bridi)

pu'u process of pruce puv x 1 is a process of (the bridi)

mu'e point-event of mulno muf x 1 is a point-event/achievement of (the bridi)

Chapter 12. Dog house and white house: determining lujvo place structures


The picture for chapter 12

12.1. Why have lujvo?

The Lojban vocabulary is founded on its list of 1350-plus gismu, made up by combining word lists from various sources. These gismu are not intended to be either a complete vocabulary for the language nor a minimal list of semantic primitives. Instead, the gismu list serves as a basis for the creation of compound words, or lujvo. The intention is that (except in certain semantically broad but shallow fields such as cultures, nations, foods, plants, and animals) suitable lujvo can be devised to cover the ten million or so concepts expressible in all the world's languages taken together. Grammatically, lujvo behave just like gismu: they have place structures and function as selbri.

There is a close relationship between lujvo and tanru. In fact, lujvo are condensed forms of tanru:

Example 12.1.

ti  fagri festi
That is fire waste.

contains a tanru which can be reduced to the lujvo in:

Example 12.2.

ti fagyfesti
That is fire-waste.
That is ashes.

Although the lujvo [fagyfesti](#) is derived from the tanru *fagri festi*, it is not equivalent in meaning to it. In particular, [fagyfesti](#) has a distinct place structure of its own, not the same as that of [festi](#). (In contrast, the tanru does have the same place structure as [festi](#).) The lujvo needs to take account of the places of [fagri](#) as well. When a tanru is made into a lujvo, there is no equivalent of [be...](#) [bei...](#) [be'o](#) (described in [Section 5.7](#)) to incorporate sumti into the middle of the lujvo.

So why have *lujvo*? Primarily to reduce semantic ambiguity. On hearing a *tanru*, there is a burden on the listener to figure out what the *tanru* might mean. Adding further terms to the *tanru* reduces ambiguity in one sense, by providing more information; but it increases ambiguity in another sense, because there are more and more *tanru* joints, each with an ambiguous significance. Since *lujvo*, like other *brivla*, have a fixed place structure and a single meaning, encapsulating a commonly-used *tanru* into a *lujvo* relieves the listener of the burden of creative understanding. In addition, *lujvo* are typically shorter than the corresponding *tanru*.

There are no absolute laws fixing the place structure of a newly created *lujvo*. The maker must consider the place structures of all the components of the *tanru* and then decide which are still relevant and which can be removed. What is said in this chapter represents guidelines, presented as one possible standard, not necessarily complete, and not the only possible standard. There may well be *lujvo* that are built without regard for these guidelines, or in accordance with entirely different guidelines, should such alternative guidelines someday be developed. The reason for presenting any guidelines at all is so that *Lojbanists* have a starting point for deciding on a likely place structure - one that others seeing the same word can also arrive at by similar consideration.

If the *tanru* includes connective *cmavo* such as *bo*, *ke*, *ke'e*, or *je*, or conversion or abstraction *cmavo* such as *se* or *nu*, there are ways of incorporating them into the *lujvo* as well. Sometimes this makes the *lujvo* excessively long; if so, the *cmavo* may be dropped. This leads to the possibility that more than one *tanru* could produce the same *lujvo*. Typically, however, only one of the possible *tanru* is useful enough to justify making a *lujvo* for it.

The exact workings of the *lujvo*-making algorithm, which takes a *tanru* built from *gismu* (and possibly *cmavo*) and produces a *lujvo* from it, are described in [Section 4.11](#).

12.2. The meaning of *tanru*: a necessary detour

The meaning of a *lujvo* is controlled by - but is not the same as - the meaning of the *tanru* from which the *lujvo* was constructed. The *tanru* corresponding to a *lujvo* is called its *veljvo* in *Lojban*, and since there is no concise English equivalent, that term will be used in this chapter. Furthermore, the left (modifier) part of a *tanru* will be called the *seltau*, and the right (modified) part the *tertau*, following the usage of [Chapter 5](#). For brevity, we will speak of the *seltau* or *tertau* of a *lujvo*, meaning of course the *seltau* or *tertau* of the *veljvo* of that *lujvo*. (If this terminology is confusing, substituting "modifier" for *seltau* and "modified" for *tertau* may help.)

The place structure of a *tanru* is always the same as the place structure of its *tertau*. As a result, the meaning of the *tanru* is a modified version of the meaning of the *tertau*; the *tanru* will typically, but not always, refer to a subset of the

things referred to by the tertau.

The purpose of a tanru is to join concepts together without necessarily focusing on the exact meaning of the seltau. For example, in the *Iliad*, the poet talks about “the wine-dark sea”, in which “wine” is a seltau relative to “dark”, and the pair of words is a seltau relative to “sea”. We’re talking about the sea, not about wine or color. The other words are there to paint a scene in the listener’s mind, in which the real action will occur, and to evoke relations to other sagas of the time similarly describing the sea. Logical inferences about wine or color will be rejected as irrelevant.

As a simple example, consider the rather non-obvious tanru *klama zdani*, or “goer-house”. The gismu [zdani](#) has two places:

Example 12.3.

x_1 is a nest/house/lair/den for inhabitant x_2

(but in this chapter we will use simply “house”, for brevity), and the gismu [klama](#) has five:

Example 12.4.

x_1 goes to destination x_2 from origin point x_3 via route x_4 using means x_5

The tanru *klama zdani* will also have two places, namely those of [zdani](#). Since a *klama zdani* is a type of [zdani](#), we can assume that all goer-houses – whatever they may be – are also houses.

But is knowing the places of the tertau everything that is needed to understand the meaning of a tanru? No. To see why, let us switch to a less unlikely tanru: *gerku zdani*, literally “dog house”. A tanru expresses a very loose relation: a *gerku zdani* is a house that has something to do with some dog or dogs. What the precise relation might be is left unstated. Thus, the meaning of *lo gerku zdani* can include all of the following: houses occupied by dogs, houses shaped by dogs, dogs which are also houses (e.g. houses for fleas), houses named after dogs, and so on. All that is essential is that the place structure of [zdani](#) continues to apply.

For something (call it z_1) to qualify as a *gerku zdani* in Lojban, it’s got to be a house, first of all. For it to be a house, it’s got to house someone (call that z_2). Furthermore, there’s got to be a dog somewhere (called g_1). For g_1 to count as a dog in Lojban, it’s got to belong to some breed as well (called g_2). And finally, for z_1 to be in the first place of *gerku zdani*, as opposed to just [zdani](#), there’s got to

be some relationship (called *r*) between some place of *zdani* and some place of *gerku*. It doesn't matter which places, because if there's a relationship between some place of *zdani* and any place of *gerku*, then that relationship can be compounded with the relationship between the places of *gerku* - namely, *gerku* itself - to reach any of the other *gerku* places. Thus, if the relationship turns out to be between *z2* and *g2*, we can still state *r* in terms of *z1* and *g1*: " the relationship involves the dog *g1*, whose breed has to do with the occupant of the house *z1* " .

Doubtless to the relief of the reader, here's an illustration. We want to find out whether the White House (the one in which the U. S. President lives, that is) counts as a *gerku zdani* . We go through the five variables. The White House is the *z1*. It houses Bill Clinton as *z2*, as of this writing, so it counts as a *zdani*. Let's take a dog - say, Spot (*g1*). Spot has to have a breed; let's say it's a Saint Bernard (*g2*). Now, the White House counts as a *gerku zdani* if there is any relationship (*r*) at all between the White House and Spot. (We'll choose the *g1* and *z1* places to relate by *r*; we could have chosen any other pair of places, and simply gotten a different relationship.)

The sky is the limit for *r*; it can be as complicated as " The other day, *g1* (Spot) chased Socks, who is owned by Chelsea Clinton, who is the daughter of Bill Clinton, who lives in *z1* (the White House) " or even worse. If no such *r* can be found, well, you take another dog, and keep going until no more dogs can be found. Only then can we say that the White House cannot fit into the first place of *gerku zdani* .

As we have seen, no less than five elements are involved in the definition of *gerku zdani* : the house, the house dweller, the dog, the dog breed (everywhere a dog goes in Lojban, a dog breed follows), and the relationship between the house and the dog. Since tanru are explicitly ambiguous in Lojban, the relationship *r* cannot be expressed within a tanru (if it could, it wouldn't be a tanru any more!) All the other places, however, can be expressed - thus:

Example 12.5.

la blabi zdani cugerku befa la .spot.
 That-named WhiteHouse is-a-dog(namely that-named Spot
 bei la .sankt. .berNARD. be'o
 of-breed that-named Saint Bernard)
 zdani la .bil. .klinton.
 type-of-house-for that-named Bill Clinton.

Not the most elegant sentence ever written in either Lojban or English. Yet if there is any relation at all between Spot and the White House, [Example 12.5](#) is arguably true. If we concentrate on just one type of relation in interpreting the

tanru *gerku zdani* , then the meaning of *gerku zdani* changes. So if we understand *gerku zdani* as having the same meaning as the English word “ doghouse ” , the White House would no longer be a *gerku zdani* with respect to Spot, because as far as we know Spot does not actually live in the White House, and the White House is not a doghouse (derogatory terms for incumbents notwithstanding).

12.3. The meaning of *lujvo*

This is a fairly long way to go to try and work out how to say “ doghouse ” ! The reader can take heart; we're nearly there. Recall that one of the components involved in fixing the meaning of a tanru – the one left deliberately vague – is the precise relation between the tertau and the seltau. Indeed, fixing this relation is tantamount to giving an interpretation to the ambiguous tanru.

A *lujvo* is defined by a single disambiguated instance of a tanru. That is to say, when we try to design the place structure of a *lujvo*, we don't need to try to discover the relation between the tertau and the seltau. We already know what kind of relation we're looking for; it's given by the specific need we wish to express, and it determines the place structure of the *lujvo* itself.

Therefore, it is generally not appropriate to simply devise *lujvo* and decide on place structures for them without considering one or more specific usages for the coinage. If one does not consider specifics, one will be likely to make erroneous generalizations on the relationship *r*.

The insight driving the rest of this chapter is this: while the relation expressed by a tanru can be very distant (e.g. Spot chasing Socks, above), the relationship singled out for disambiguation in a *lujvo* should be quite close. This is because *lujvo*-making, paralleling natural language compounding, picks out the most salient relationship *r* between a tertau place and a seltau place to be expressed in a single word. The relationship “ dog chases cat owned by daughter of person living in house ” is too distant, and too incidental, to be likely to need expression as a single short word; the relationship “ dog lives in house ” is not. From all the various interpretations of *gerku zdani* , the person creating *gerzda* should pick the most useful value of *r*. The most useful one is usually going to be the most obvious one, and the most obvious one is usually the closest one.

In fact, the relationship will almost always be so close that the predicate expressing *r* will be either the seltau or the tertau predicate itself. This should come as no surprise, given that a word like *zdani* in Lojban is a predicate. Predicates express relations; so when you're looking for a relation to tie together *le zdani* and *le gerku* , the most obvious relation to pick is the very relation named by the tertau, *zdani* : the relation between a home and its dweller. As a result, the object which fills the first place of *gerku* (the dog) also fills the second place of *zdani* (the house-dweller).

The seltau-tertau relationship in the *veljvo* is expressed by the seltau or tertau

predicate itself. Therefore, at least one of the seltau places is going to be equivalent to a tertau place. This place is thus redundant, and can be dropped from the place structure of the lujvo. As a corollary, the precise relationship between the veljvo components can be implicitly determined by finding one or more places to overlap in this way.

So what is the place structure of [gerzda](#)? We're left with three places, since the dweller, the *se zdani*, turned out to be identical to the dog, the [gerku](#). We can proceed as follows:

(The notation introduced casually in [Section 12.2](#) will be useful in the rest of this chapter. Rather than using the regular x_1 , x_2 , etc. to represent places, we'll use the first letter of the relevant gismu in place of the "x", or more than one letter where necessary to resolve ambiguities. Thus, z_1 is the first place of [zdani](#), and g_2 is the second place of [gerku](#).)

The place structure of [zdani](#) is given as [Example 12.3](#), but is repeated here using the new notation:

Example 12.6.

z_1 is a nest/house/lair/den of z_2

The place structure of [gerku](#) is:

Example 12.7.

g_1 is a dog of breed g_2

But z_2 is the same as g_1 ; therefore, the tentative place structure for [gerzda](#) now becomes:

Example 12.8.

z_1 is a house for dweller z_2 of breed g_2

which can also be written

Example 12.9.

z_1 is a house for dog g_1 of breed g_2

or more comprehensively

Example 12.10.

z1 is a house for dweller/dog z2=g1 of breed g2

Despite the apparently conclusive nature of [Example 12.10](#), our task is not yet done: we still need to decide whether any of the remaining places should also be eliminated, and what order the *lujvo* places should appear in. These concerns will be addressed in the remainder of the chapter; but we are now equipped with the terminology needed for those discussions.

12.4. Selecting places

The set of places of an ordinary *lujvo* are selected from the places of its component *gismu*. More precisely, the places of such a *lujvo* are derived from the set of places of the component *gismu* by eliminating unnecessary places, until just enough places remain to give an appropriate meaning to the *lujvo*. In general, including a place makes the concept expressed by a *lujvo* more general; excluding a place makes the concept more specific, because omitting the place requires assuming a standard value or range of values for it.

It would be possible to design the place structure of a *lujvo* from scratch, treating it as if it were a *gismu*, and working out what arguments contribute to the notion to be expressed by the *lujvo*. There are two reasons arguing against doing so and in favor of the procedure detailed in this chapter.

The first is that it might be very difficult for a hearer or reader, who has no preconceived idea of what concept the *lujvo* is intended to convey, to work out what the place structure actually is. Instead, he or she would have to make use of a *lujvo* dictionary every time a *lujvo* is encountered in order to work out what a *se jbopli* or a *te klagau* is. But this would mean that, rather than having to learn just the 1300-odd *gismu* place structures, a Lojbanist would also have to learn myriads of *lujvo* place structures with little or no apparent pattern or regularity to them. The purpose of the guidelines documented in this chapter is to apply regularity and to make it conventional wherever possible.

The second reason is related to the first: if the *veljvo* of the *lujvo* has not been properly selected, and the places for the *lujvo* are formulated from scratch, then there is a risk that some of the places formulated may not correspond to any of the places of the *gismu* used in the *veljvo* of the *lujvo*. If that is the case - that is to say, if the *lujvo* places are not a subset of the *veljvo* *gismu* places - then it will be very difficult for the hearer or reader to understand what a particular place

means, and what it is doing in that particular lujvo. This is a topic that will be further discussed in [Section 12.14](#).

However, second-guessing the place structure of the lujvo is useful in guiding the process of subsequently eliminating places from the veljvo. If the Lojbanist has an idea of what the final place structure should look like, he or she should be able to pick an appropriate veljvo to begin with, in order to express the idea, and then to decide which places are relevant or not relevant to expressing that idea.

12.5. Symmetrical and asymmetrical lujvo

A common pattern, perhaps the most common pattern, of lujvo-making creates what is called a “ symmetrical lujvo ” . A symmetrical lujvo is one based on a tanru interpretation such that the first place of the seltau is equivalent to the first place of the tertau: each component of the tanru characterizes the same object. As an illustration of this, consider the lujvo [balsoi](#) : it is intended to mean “ both great and a soldier ” - that is, “ great soldier ” , which is the interpretation we would tend to give its veljvo, *banli sonci* . The underlying gismu place structures are:

Example 12.11.

[banli](#) b1 is great in property b2 by standard b3

[sonci](#) s1 is a soldier of army s2

In this case the s1 place of [sonci](#) is redundant, since it is equivalent to the b1 place of [banli](#) . Therefore the place structure of [balsoi](#) need not include places for both s1 and b1, as they refer to the same thing. So the place structure of [balsoi](#) is at most

Example 12.12.

b1=s1 is a great soldier of army s2 in property b2 by standard b3

Some symmetrical veljvo have further equivalent places in addition to the respective first places. Consider the lujvo [tinju'i](#) , “ to listen ” (“ to hear attentively, to hear and pay attention ”). The place structures of the gismu [tirna](#) and [jundi](#) are:

Example 12.13.

[tirna](#) t1 hears sound t2 against background noise t3

[jundi](#) j1 pays attention to j2

and the place structure of the *lujvo* is:

Example 12.14.

j1=t1 listens to j2=t2 against background noise t3

Why so? Because not only is the j1 place (the one who pays attention) equivalent to the t1 place (the hearer), but the j2 place (the thing paid attention to) is equivalent to the t2 place (the thing heard).

A substantial minority of *lujvo* have the property that the first place of the *seltau* ([gerku](#) in this case) is equivalent to a place other than the first place of the *tertau*; such *lujvo* are said to be “asymmetrical”. (There is a deliberate parallel here with the terms “asymmetrical *tanru*” and “symmetrical *tanru*” used in [Chapter 5](#).)

In principle any asymmetrical *lujvo* could be expressed as a symmetrical *lujvo*. Consider [gerzda](#), discussed in [Section 12.3](#), where we learned that the g1 place was equivalent to the z2 place. In order to get the places aligned, we could convert [zdani](#) to *se zdani* (or *selzda* when expressed as a *lujvo*). The place structure of *selzda* is

Example 12.15.

s1 is housed by nest s2

and so the three-part *lujvo* *gerselzda* would have the place structure

Example 12.16.

s1=g1 is a dog housed in nest s2 of dog breed g2

However, although *gerselzda* is a valid *lujvo*, it doesn't translate “doghouse”; its first place is the dog, not the doghouse. Furthermore, it is more complicated than necessary; [gerzda](#) is simpler than *gerselzda*.

From the reader's or listener's point of view, it may not always be obvious whether a newly met *lujvo* is symmetrical or asymmetrical, and if the latter, what

kind of asymmetrical *lujvo*. If the place structure of the *lujvo* isn't given in a dictionary or elsewhere, then plausibility must be applied, just as in interpreting *tanru*.

The *lujvo* [karcykla](#), for example, is based on *karce klama*, or “ car goer ”. The place structure of [karce](#) is:

Example 12.17.

karce: ka1 is a car carrying ka2 propelled by ka3

An asymmetrical interpretation of [karcykla](#) that is strictly analogous to the place structure of [gerzda](#), equating the kl2 (destination) and ka1 (car) places, would lead to the place structure

Example 12.18.

kl1 goes to car kl2=ka1 which carries ka2 propelled by ka3 from origin kl3 via route kl4 by means of kl5

But in general we go about in cars, rather than going to cars, so a far more likely place structure treats the ka1 place as equivalent to the kl5 place, leading to

Example 12.19.

kl1 goes to destination kl2 from origin kl3 via route kl4 by means of car kl5=ka1 carrying ka2 propelled by ka3.

instead.

12.6. Dependent places

In order to understand which places, if any, should be completely removed from a *lujvo* place structure, we need to understand the concept of dependent places. One place of a *brivla* is said to be dependent on another if its value can be predicted from the values of one or more of the other places. For example, the g2 place of [gerku](#) is dependent on the g1 place. Why? Because when we know what fits in the g1 place (Spot, let us say, a well-known dog), then we know what fits in the g2 place (“ St. Bernard ”, let us say). In other words, when the value of the g1 place has been specified, the value of the g2 place is determined by it. Conversely, since each dog has only one breed, but each breed contains many

dogs, the g1 place is not dependent on the g2 place; if we know only that some dog is a St. Bernard, we cannot tell by that fact alone which dog is meant.

For *zdani*, on the other hand, there is no dependency between the places. When we know the identity of a house-dweller, we have not determined the house, because a dweller may dwell in more than one house. By the same token, when we know the identity of a house, we do not know the identity of its dweller, for a house may contain more than one dweller.

The rule for eliminating places from a *lujvo* is that dependent places provided by the *seltau* are eliminated. Therefore, in *gerzda* the dependent g2 place is removed from the tentative place structure given in [Example 12.10](#), leaving the place structure:

Example 12.20.

z1 is the house dwelt in by dog z2=g1

Informally put, the reason this has happened – and it happens a lot with *seltau* places – is that the third place was describing not the doghouse, but the dog who lives in it. The sentence

Example 12.21.

la .mon. .rePOS. gerzda la .spat.
That-named Mon Repos is-a-doghouse-of that-named Spot.

really means

Example 12.22.

la .mon. .rePOS. zdani la .spat. noi gerku
That-named Mon Repos is-a-house-of that-named Spot, who is-a-dog.

since that is the interpretation we have given *gerzda*. But that in turn means

Example 12.23.

la .mon. .rePOS. zdani la spat
That-named Mon Repos is-a-house-of that-named Spot,
noi ke'a gerku zo'e
who is-a-dog of-unspecified-breed.

Specifically,

Example 12.24.

la .mon. .rePOS. zdani la .spat.
That-named Mon Repos is-a-house-of that-named Spot,
noi ke'a gerku la .sankt. .berNARD.
who is-a-dog-of-breed that-named St. Bernard.

and in that case, it makes little sense to say

Example 12.25.

la .mon. .rePOS. gerzda la .spat. noi ke'a gerku
That-named Mon Repos is-a-doghouse-of that-named Spot, who is-a-dog
la .sankt. .berNARD. ku'o
of-breed that-named St. Bernard,
la .sankt. .berNARD.
of-breed that-named St. Bernard.

employing the over-ample place structure of [Example 12.10](#). The dog breed is redundantly given both in the main selbri and in the relative clause, and (intuitively speaking) is repeated in the wrong place, since the dog breed is supplementary information about the dog, and not about the doghouse.

As a further example, take [cakcinki](#), the *lujvo* for “ beetle ”, based on the *tanru* *calku cinki*, or “ shell-insect ”. The *gismu* place structures are:

Example 12.26.

[calku](#): ca1 is a shell/husk around ca2 made of ca3

[cinki](#): ci1 is an insect/arthropod of species ci2

This example illustrates a cross-dependency between a place of one *gismu* and a place of the other. The ca3 place is dependent on ci1, because all insects (which fit into ci1) have shells made of chitin (which fits into ca3). Furthermore, ca1 is dependent on ci1 as well, because each insect has only a single shell. And since ca2 (the thing with the shell) is equivalent to ci1 (the insect), the place structure is

Example 12.27.

ci1=ca2 is a beetle of species ci2

with not a single place of [calku](#) surviving independently!

(Note that there is nothing in this explanation that tells us just why [calkcinki](#) means “ beetle ” (member of Coleoptera), since all insects in their adult forms have chitin shells of some sort. The answer, which is in no way predictable, is that the shell is a prominent, highly noticeable feature of beetles in particular.)

What about the dependency of ci2 on ci1? After all, no beetle belongs to more than one species, so it would seem that the ci2 place of [calkcinki](#) could be eliminated on the same reasoning that allowed us to eliminate the g2 place of [gerzda](#) above. However, it is a rule that dependent places are not eliminated from a lujvo when they are derived from the tertau of its veljvo. This rule is imposed to keep the place structures of lujvo from drifting too far from the tertau place structure; if a place is necessary in the tertau, it's treated as necessary in the lujvo as well.

In general, the desire to remove places coming from the tertau is a sign that the veljvo selected is simply wrong. Different place structures imply different concepts, and the lujvo maker may be trying to shoehorn the wrong concept into the place structure of his or her choosing. This is obvious when someone tries to shoehorn a [klama](#) tertau into a [litru](#) or [cliva](#) concept, for example: these gismu differ in their number of arguments, and suppressing places of [klama](#) in a lujvo doesn't make any sense if the resulting modified place structure is that of [litru](#) or [cliva](#).

Sometimes the dependency is between a single place of the tertau and the whole event described by the seltau. Such cases are discussed further in [Section 12.13](#).

Unfortunately, not all dependent places in the seltau can be safely removed: some of them are necessary to interpreting the lujvo's meaning in context. It doesn't matter much to a doghouse what breed of dog inhabits it, but it can make quite a lot of difference to the construction of a school building what kind of school is in it! Music schools need auditoriums and recital rooms, elementary schools need playgrounds, and so on: therefore, the place structure of [kaldi'u](#) (from *ckule dinju*, and meaning “ school building ”) needs to be

Example 12.28.

d1 is a building housing school c1 teaching subject c3 to audience c4

even though c3 and c4 are plainly dependent on c1. The other places of [ckule](#), the location (c2) and operators (c5), don't seem to be necessary to the concept “

school building ” , and are dependent on c1 to boot, so they are omitted. Again, the need for case-by-case consideration of place structures is demonstrated.

12.7. Ordering *lujvo* places.

So far, we have concentrated on selecting the places to go into the place structure of a *lujvo*. However, this is only half the story. In using *selbri* in Lojban, it is important to remember the right order of the *sumti*. With *lujvo*, the need to attend to the order of *sumti* becomes critical: the set of places selected should be ordered in such a way that a reader unfamiliar with the *lujvo* should be able to tell which place is which.

If we aim to make understandable *lujvo*, then, we should make the order of places in the place structure follow some conventions. If this does not occur, very real ambiguities can turn up. Take for example the *lujvo* [jdaselsku](#), meaning “ prayer ” . In the sentence

Example 12.29.

di'e jdaselsku la .dong.
This-utterance is-a-prayer somehow-related-to that-named Dong.

we must be able to know if Dong is the person making the prayer, giving the meaning

Example 12.30.

This is a prayer by Dong

or is the entity being prayed to, resulting in

Example 12.31.

This is a prayer to Dong

We could resolve such problems on a case-by-case basis for each *lujvo* ([Section 12.14](#) discusses when this is actually necessary), but case-by-case resolution for run-of-the-mill *lujvo* makes the task of learning *lujvo* place structures unmanageable. People need consistent patterns to make sense of what they learn. Such patterns can be found across *gismu* place structures (see [Section 12.16](#)), and are even more necessary in *lujvo* place structures. Case-by-case consideration is still necessary; *lujvo* creation is a subtle art, after all. But it

is helpful to take advantage of any available regularities.

We use two different ordering rules: one for symmetrical *lujvo* and one for asymmetrical ones. A symmetrical *lujvo* like [balsoi](#) (from [Section 12.5](#)) has the places of its tertau followed by whatever places of the seltau survive the elimination process. For [balsoi](#), the surviving places of [banli](#) are b2 and b3, leading to the place structure:

Example 12.32.

b1=s1 is a great soldier of army s2 in property b2 by standard b3

just what appears in [Example 12.11](#). In fact, all place structures shown until now have been in the correct order by the conventions of this section, though the fact has been left tacit until now.

The motivation for this rule is the parallelism between the *lujvo* *bridi*-schema

Example 12.33.

b1 balsoi s2 b2 b3
b1 is-a-great-soldier-of-army-s2 in-property-b2 by-standard-b3

and the more or less equivalent *bridi*-schema

Example 12.34.

b1 sonci s2 gi'e banli b2 b3
b1 is-a-soldier-of-army-s2 and is-great in-property-b2 by-standard-b3

where [gi'e](#) is the Lojban word for “ and ” when placed between two partial *bridi*, as explained in [Section 14.9](#).

Asymmetrical *lujvo* like [gerzda](#), on the other hand, employ a different rule. The seltau places are inserted not at the end of the place structure, but rather immediately after the tertau place which is equivalent to the first place of the seltau. Consider [dalmikce](#), meaning “ veterinarian ” : its *veljvo* is *danlu mikce* , or “ animal doctor ” . The place structures for those *gismu* are:

Example 12.35.

[danlu](#) : d1 is an animal of species d2

[mikce](#) : m1 is a doctor to patient m2 for ailment m3 using treatment m4

and the lujvo place structure is:

Example 12.36.

m1 is a doctor for animal m2=d1 of species d2 for ailment m3 using treatment m4

Since the shared place is m2=d1, the animal patient, the remaining seltau place d2 is inserted immediately after the shared place; then the remaining tertau places form the last two places of the lujvo.

12.8. lujvo with more than two parts.

The theory we have outlined so far is an account of lujvo with two parts. But often lujvo are made containing more than two parts. An example is [bavlamdei](#), “tomorrow” : it is composed of the rafsi for “future”, “adjacent”, and “day”. How does the account we have given apply to lujvo like this?

The best way to approach such lujvo is to continue to classify them as based on binary tanru, the only difference being that the seltau or the tertau or both is itself a lujvo. So it is easiest to make sense of [bavlamdei](#) as having two components: [bavla'i](#), “next”, and [djedi](#). If we know or invent the lujvo place structure for the components, we can compose the new lujvo place structure in the usual way.

In this case, [bavla'i](#) is given the place structure

Example 12.37.

b1=l1 is next after b2=l2

making it a symmetrical lujvo. We combine this with [djedi](#), which has the place structure:

Example 12.38.

duration d1 is d2 days long (default 1) by standard d3

While symmetrical *lujvo* normally put any trailing *tertau* places before any *seltau* places, the day standard is a much less important concept than the day the tomorrow follows, in the definition of [bavlamdei](#). This is an example of how the guidelines presented for selecting and ordering *lujvo* places are just that, not laws that must be rigidly adhered to. In this case, we choose to rank places in order of relative importance. The resulting place structure is:

Example 12.39.

$d1=b1=l1$ is a day following $b2=l2$, $d2$ days later (default 1) by standard $d3$

Here is another example of a multi-part *lujvo*: [cladakyxa'i](#), meaning “ long-sword ”, a specific type of medieval weapon. The *gismu* place structures are:

Example 12.40.

[clani](#): $c1$ is long in direction $c2$ by standard $c3$

[dakfu](#): $d1$ is a knife for cutting $d2$ with blade made of $d3$

[xarci](#): $xa1$ is a weapon for use against $xa2$ by wielder $xa3$

Since [cladakyxa'i](#) is a symmetrical *lujvo* based on *cladakfu xarci*, and [cladakfu](#) is itself a symmetrical *lujvo*, we can do the necessary analyses all at once. Plainly $c1$ (the long thing), $d1$ (the knife), and $xa1$ (the weapon) are all the same. Likewise, the $d2$ place (the thing cut) is the same as the $xa2$ place (the target of the weapon), given that swords are used to cut victims. Finally, the $c2$ place (direction of length) is always along the sword blade in a longsword, by definition, and so is dependent on $c1=d1=xa1$. Adding on the places of the remaining *gismu* in right-to-left order we get:

Example 12.41.

$xa1=d1=c1$ is a long-sword for use against $xa2=d2$ by wielder $xa3$, with a blade made of $d3$, length measured by standard $c3$.

If the last place sounds unimportant to you, notice that what counts legally as a “ sword ”, rather than just a “ knife ”, depends on the length of the blade (the legal limit varies in different jurisdictions). This fifth place of [cladakyxa'i](#) may not often be explicitly filled, but it is still useful on occasion. Because it is so seldom important, it is best that it be last.

12.9. Eliding SE rafsi from seltau

It is common to form *lujvo* that omit the rafsi based on *cmavo* of *selma'o* SE, as well as other *cmavo* rafsi. Doing so makes *lujvo* construction for common or useful constructions shorter. Since it puts more strain on the listener who has not heard the *lujvo* before, the shortness of the word should not necessarily outweigh ease in understanding, especially if the *lujvo* refers to a rare or unusual concept.

Consider as an example the *lujvo* *ti'ifla*, from the *veljvo* *stidi flalu*, and meaning “bill, proposed law”. The *gismu* place structures are:

Example 12.42.

stidi: agent st1 suggests idea/action st2 to audience st3

flalu: f1 is a law specifying f2 for community f3 under conditions f4

by lawgiver f5

This *lujvo* does not fit any of our existing molds: it is the second *seltau* place, st2, that is equivalent to one of the *tertau* places, namely f1. However, if we understand *ti'ifla* as an abbreviation for the *lujvo* *selti'ifla*, then we get the first places of *seltau* and *tertau* lined up. The place structure of *selti'i* is:

Example 12.43.

selti'i: idea/action se1 is suggested by agent se2 to audience se3

Here we can see that se1 (what is suggested) is equivalent to f1 (the law), and we get a normal symmetrical *lujvo*. The final place structure is:

Example 12.44.

f1=se1 is a bill specifying f2 for community f3 under conditions f4 by suggester se2 to audience/lawgivers f5=se3

or, relabeling the places,

Example 12.45.

f1=st2 is a bill specifying f2 for community f3 under conditions f4 by suggester st1 to audience/lawgivers f5=st3

where the last place (st3) is probably some sort of legislature.

Abbreviated *lujvo* like *ti'ifla* are more intuitive (for the *lujvo*-maker) than their more explicit counterparts like *selti'ifla* (as well as shorter). They don't require the coiner to sit down and work out the precise relation between the *seltau* and the *tertau*: he or she can just rattle off a *rafsi* pair. But should the *lujvo* get to the stage where a place structure needs to be worked out, then the precise relation does need to be specified. And in that case, such abbreviated *lujvo* form a trap in *lujvo* place ordering, since they obscure the most straightforward relation between the *seltau* and *tertau*. To give our *lujvo*-making guidelines as wide an application as possible, and to encourage analyzing the *seltau*-*tertau* relation in *lujvo*, *lujvo* like *ti'ifla* are given the place structure they would have with the appropriate SE added to the *seltau*.

Note that, with these *lujvo*, an interpretation requiring SE insertion is safe only if the alternatives are either implausible or unlikely to be needed as a *lujvo*. This may not always be the case, and Lojbanists should be aware of the risk of ambiguity.

12.10. Eliding SE *rafsi* from *tertau*

Eliding SE *rafsi* from *tertau* gets us into much more trouble. To understand why, recall that *lujvo*, following their *veljvo*, describe some type of whatever their *tertau* describe. Thus, *posydji* describes a type of *djica*, *gerzda* describes a type of *zdani*, and so on. What is certain is that *gerzda* does not describe a *se zdani* - it is not a word that could be used to describe an inhabitant such as a dog.

Now consider how we would translate the word "blue-eyed". Let's tentatively translate this word as *blakanla* (from *blanu kanla*, meaning "blue eye"). But immediately we are in trouble: we cannot say

Example 12.46.

la .djak.cu blakanla
That-namedJack is-a-blue-eye

because Jack is not an eye, *kanla*, but someone with an eye, *se kanla*. At best we can say

Example 12.47.

la .djak.cuse blakanla
That-namedJack is-the-bearer-of-blue-eyes

But look now at the place structure of [blakanla](#): it is a symmetrical lujvo, so the place structure is:

Example 12.48.

bl1=k1 is a blue eye of bl2=k2

We end up being most interested in talking about the second place, not the first (we talk much more of people than of their eyes), so [se](#) would almost always be required.

What is happening here is that we are translating the tertau wrongly, under the influence of English. The English suffix “-eyed” does not mean “eye”, but someone with an eye, which is [selkanla](#).

Because we've got the wrong tertau (eliding a [se](#) that really should be there), any attempt to accommodate the resulting lujvo into our guidelines for place structure is fitting a square peg in a round hole. Since they can be so misleading, lujvo with SE rafsi elided from the tertau should be avoided in favor of their more explicit counterparts: in this case, [blaselkanla](#).

12.11. Eliding KE and KEhE rafsi from lujvo

People constructing lujvo usually want them to be as short as possible. To that end, they will discard any cmavo they regard as niceties. The first such cmavo to get thrown out are usually [ke](#) and [ke'e](#), the cmavo used to structure and group tanru. We can usually get away with this, because the interpretation of the tertau with [ke](#) and [ke'e](#) missing is less plausible than that with the cmavo inserted, or because the distinction isn't really important.

For example, in [bakrecpa'o](#), meaning “beefsteak”, the veljvo is

Example 12.49.

[ke]bakni rectu[ke'e]panlo
(bovine meat) slice

because of the usual Lojban left-grouping rule. But there doesn't seem to be much difference between that veljvo and

Example 12.50.

bakni ke rectu panlo [ke'e]
bovine(meat slice)

On the other hand, the lujvo [zernerkla](#), meaning “ to sneak in ” , almost certainly was formed from the veljvo

Example 12.51.

zekri ke nenri klama [ke'e]
crime(inside go)

to go within, criminally

because the alternative,

Example 12.52.

[ke]zekri nenri [ke'e]klama
(crime inside) go

doesn't make much sense. (To go to the inside of a crime? To go into a place where it is criminal to be inside – an interpretation almost identical with [Example 12.51](#) anyway?)

There are cases, however, where omitting a KE or KEhE rafsi can produce another lujvo, equally useful. For example, *xaskemcakcurnu* means “ oceanic shellfish ” , and has the veljvo

Example 12.53.

xamsi ke calku curnu
ocean type-of(shell worm)

(“ worm ” in Lojban refers to any invertebrate), but *xasycakcurnu* has the veljvo

Example 12.54.

[ke]xamsi calku [ke'e] curnu
(ocean shell) type-of worm

and might refer to the parasitic worms that infest clamshells.

Such misinterpretation is more likely than not in a *lujvo* starting with *sel-* (from [se](#)), *nal-* (from [na'e](#)) or *tol-* (from [to'e](#)): the scope of the rafsi will likeliest be presumed to be as narrow as possible, since all of these *cmavo* normally bind only to the following *brivla* or [ke](#)... [ke'e](#) group. For that reason, if we want to modify an entire *lujvo* by putting [se](#), [na'e](#) or [to'e](#) before it, it's better to leave the result as two words, or else to insert [ke](#), than to just stick the SE or NAhE rafsi on.

It is all right to replace the phrase *se klama* with [selkla](#), and the places of [selkla](#) are exactly those of *se klama*. But consider the related *lujvo* [dzukla](#), meaning "to walk to somewhere". It is a symmetrical *lujvo*, derived from the *veljvo* *cadzu klama* as follows:

Example 12.55.

[cadzu](#): c1 walks on surface c2 using limbs c3

[klama](#): k1 goes to k2 from k3 via route k4 using k5

[dzukla](#): c1=k1 walks to k2 from k3 via route k4 using limbs k5=c3 on surface c2

We can swap the k1 and k2 places using *se dzukla*, but we cannot directly make *se dzukla* into *seldzukla*, which would represent the *veljvo* *selcadzu klama* and plausibly mean something like "to go to a walking surface". Instead, we would need *selkemdzukla*, with an explicit rafsi for [ke](#). Similarly, *nalbrablo* (from *na'e barda bloti*) means "non-big boat", whereas *na'e brablo* means "other than a big boat".

If the *lujvo* we want to modify with SE has a *seltau* already starting with a SE rafsi, we can take a shortcut. For instance, [gekmau](#) means "happier than", while [selgekmau](#) means "making people happier than, more enjoyable than, more of a 'se gleki' than". If something is less enjoyable than something else, we can say it is *se selgekmau*.

But we can also say it is *selselgekmau*. Two [se](#) *cmavo* in a row cancel each other (*se se gleki* means the same as just [gleki](#)), so there would be no good reason to have *selsel* in a *lujvo* with that meaning. Instead, we can feel free to interpret *selsel-* as *selkemsel-*. The rafsi combinations *terter-*, *velvel-* and *xelxel-* work in the same way.

Other SE combinations like *selter-*, although they might conceivably mean *se te*, more than likely should be interpreted in the same way, namely as *se ke te*, since there is no need to re-order places in the way that *se te* provides. (See [Section 9.4](#).)

12.12. Abstract *lujvo*

The cmavo of NU can participate in the construction of *lujvo* of a particularly simple and well-patterned kind. Consider that old standard example, *klama*:

Example 12.56.

k1 comes/goes to k2 from k3 via route k4 by means k5.

The selbri *nu klama [kei]* has only one place, the event-of-going, but the full five places exist implicitly between *nu* and *kei*, since a full bridi with all sumti may be placed there. In a *lujvo*, there is no room for such inside places, and consequently the *lujvo* *nunkla* (*nun-* is the rafsi for *nu*), needs to have six places:

Example 12.57.

nu1 is the event of k1's coming/going to k2 from k3 via route k4 by means k5.

Here the first place of *nunklama* is the first and only place of *nu*, and the other five places have been pushed down by one to occupy the second through the sixth places. Full information on *nu*, as well as the other abstractors mentioned in this section, is given in [Chapter 11](#).

For those abstractors which have a second place as well, the standard convention is to place this place after, rather than before, the places of the brivla being abstracted. The place structure of *nilkla*, the *lujvo* derived from *ni klama*, is the imposing:

Example 12.58.

ni1 is the amount of k1's coming/going to k2 from k3 via route k4 by means k5, measured on scale ni2.

It is not uncommon for abstractors to participate in the making of more complex *lujvo* as well. For example, *nunsoidji*, from the veljvo

Example 12.59.

nu	sonci	keidjica
event-of-being-a-soldier		desirer

has the place structure

Example 12.60.

d1 desires the event of (s1 being a soldier of army s2) for purpose d3

where the d2 place has disappeared altogether, being replaced by the places of the seltau. As shown in [Example 12.60](#), the ordering follows this idea of replacement: the seltau places are inserted at the point where the omitted abstraction place exists in the tertau.

The *lujvo nunsoidji* is quite different from the ordinary asymmetric *lujvo soidji*, a “soldier desirer”, whose place structure is just

Example 12.61.

d1 desires (a soldier of army s2) for purpose d3

A *nunsoidji* might be someone who is about to enlist, whereas a *soidji* might be a camp-follower.

One use of abstract *lujvo* is to eliminate the need for explicit *kei* in *tanru*: *nunkalri gasnu* means much the same as *nu kalri kei gasnu*, but is shorter. In addition, many English words ending in *-hood* are represented with *nun-* *lujvo*, and other words ending in “-ness” or “-dom” are often representable with *kam-* *lujvo* (*kam-* is the *rafsi* for *ka*); *kambla* is “blueness”.

Even though the *cmavo* of *NU* are long-scope in nature, governing the whole following *bridi*, the *NU* *rafsi* should generally be used as short-scope modifiers, like the *SE* and *NAhE* *rafsi* discussed in [Section 12.9](#).

There is also a *rafsi* for the *cmavo jai*, namely *jax*, which allows sentences like

Example 12.62.

mijai rinka le nu do morsi
I am-associated-with causing the event-of your death.

I cause your death.

explained in [Section 11.10](#), to be rendered with *lujvo*:

Example 12.63.

mijaxri'a le nu do morsi
I am-part-of-the-cause-of the event-of your dying.

In making a *lujvo* that contains *jax-* for a *selbri* that contains *jai*, the rule is to leave the *fai* place as a *fai* place of the *lujvo*; it does not participate in the regular *lujvo* place structure. (The use of *fai* is explained in [Section 9.12](#) and [Section 10.22](#).)

12.13. Implicit-abstraction *lujvo*

Eliding NU rafsi involves the same restrictions as eliding SE rafsi, plus additional ones. In general, NU rafsi should not be elided from the *tertau*, since that changes the kind of thing the *lujvo* is talking about from an abstraction to a concrete *sumti*. However, they may be elided from the *seltau* if no reasonable ambiguity would result.

A major difference, however, between SE elision and NU elision is that the former is a rather sparse process, providing a few convenient shortenings. Eliding *nu*, however, is extremely important in producing a class of *lujvo* called “ implicit-abstraction *lujvo* ” .

Let us make a detailed analysis of the *lujvo* *nunctikezgau* , meaning “ to feed ” . (If you think this *lujvo* is excessively longwinded, be patient.) The *veljvo* of *nunctikezgau* is *nu citka kei gasnu* . The relevant place structures are:

Example 12.64.

nu : n1 is an event

citka : c1 eats c2

gasnu : g1 does action/is the agent of event g2

In accordance with the procedure for analyzing three-part *lujvo* given in [Section 12.8](#), we will first create an intermediate *lujvo*, *nuncti*, whose *veljvo* is *nu citka [kei]* . By the rules given in [Section 12.12](#), *nuncti* has the place structure

Example 12.65.

n1 is the event of c1 eating c2

Now we can transform the *veljvo* of *nunctikezgau* into *nuncti gasnu* . The *g2* place (what is brought about by the actor *g1*) obviously denotes the same thing as *n1* (the event of eating). So we can eliminate *g2* as redundant, leaving us with a tentative place structure of

Example 12.66.

g1 is the actor in the event *n1=g2* of *c1* eating *c2*

But it is also possible to omit the *n1* place itself! The *n1* place describes the event brought about; an event in Lojban is described as a *bridi*, by a *selbri* and its *sumti*; the *selbri* is already known (it's the *seltau*), and the *sumti* are also already known (they're in the *lujvo* place structure). So *n1* would not give us any information we didn't already know. In fact, the *n1=g2* place is dependent on *c1* and *c2* jointly - it does not depend on either *c1* or *c2* by itself. Being dependent and derived from the *seltau*, it is omissible. So the final place structure of *nunctikezgau* is:

Example 12.67.

g1 is the actor in the event of *c1* eating *c2*

There is one further step that can be taken. As we have already seen with [balsoi](#) in [Section 12.5](#), the interpretation of *lujvo* is constrained by the semantics of *gismu* and of their *sumti* places. Now, any asymmetrical *lujvo* with [gasnu](#) as its *tertau* will involve an event abstraction either implicitly or explicitly, since that is how the *g2* place of [gasnu](#) is defined.

Therefore, if we assume that [nu](#) is the type of abstraction one would expect to be a *se gasnu* , then the *rafsi* *nun* and *kez* in *nunctikezgau* are only telling us what we would already have guessed - that the *seltau* of a [gasnu](#) *lujvo* is an event. If we drop these *rafsi* out, and use instead the shorter *lujvo* [ctigau](#) , rejecting its symmetrical interpretation (" someone who both does and eats " ; " an eating doer "), we can still deduce that the *seltau* refers to an event.

(You can't " do an eater " / *gasnu lo citka* , with the meaning of [do](#) as " bring about an event " ; so the *seltau* must refer to an event, *nu citka* . The English slang meanings of " do someone " , namely " socialize with someone " and " have sex with someone " , are not relevant to [gasnu](#) .)

So we can simply use [ctigau](#) with the same place structure as *nunctikezgau* :

Example 12.68.

agent g1 causes c1 to eat c2

g1 feeds c2 to c1

This particular kind of asymmetrical *lujvo*, in which the *seltau* serves as the *selbri* of an abstraction which is a place of the *tertau*, is called an implicit-abstraction *lujvo*, because one deduces the presence of an abstraction which is unexpressed (implicit).

To give another example: the gismu [basti](#), whose place structure is

Example 12.69.

b1 replaces b2 in circumstances b3

can form the *lujvo* [basygau](#), with the place structure:

Example 12.70.

g1 (agent) replaces b1 with b2 in circumstances b3

where both [basti](#) and [basygau](#) are translated “replace” in English, but represent different relations: [basti](#) may be used with no mention of any agent doing the replacing.

In addition, [gasnu](#)-based *lujvo* can be built from what we would consider nouns or adjectives in English. In Lojban, everything is a predicate, so adjectives, nouns and verbs are all treated in the same way. This is consistent with the use of similar causative affixes in other languages. For example, the gismu [litki](#), meaning “liquid”, with the place structure

Example 12.71.

l1 is a quantity of liquid of composition l2 under conditions l3

can give *likygau*, meaning “to liquefy”:

Example 12.72.

g1 (agent) causes l1 to be a quantity of liquid of composition l2 under

conditions l3.

While *likygau* correctly represents “ causes to be a liquid ” , a different *lujvo* based on [*galfi*](#) (meaning “ modify ”) may be more appropriate for “ causes to become a liquid ” . On the other hand, *fetsygau* is potentially confusing, because it could mean “ agent in the event of something becoming female ” (the implicit-abstraction interpretation) or simply “ female agent ” (the parallel interpretation), so using implicit-abstraction *lujvo* is always accompanied with some risk of being misunderstood.

Many other Lojban *gismu* have places for event abstractions, and therefore are good candidates for the *tertau* of an implicit-abstraction *lujvo*. For example, *lujvo* based on [*rinka*](#) , with its place structure

Example 12.73.

event r1 causes event r2 to occur

are closely related to those based on [*gasnu*](#) . However, [*rinka*](#) is less generally useful than [*gasnu*](#) , because its r1 place is another event rather than a person: *lo rinka* is a cause, not a causer. Thus the place structure of *likyri'a* , a *lujvo* analogous to *likygau* , is

Example 12.74.

event r1 causes l1 to be a quantity of liquid of composition l2 under conditions l3

and would be useful in translating sentences like “ The heat of the sun liquefied the block of ice. ”

Implicit-abstraction *lujvo* are a powerful means in the language of rendering quite verbose *bridi* into succinct and manageable concepts, and increasing the expressive power of the language.

12.14. Anomalous *lujvo*

Some *lujvo* that have been coined and actually employed in Lojban writing do not follow the guidelines expressed above, either because the places that are equivalent in the *seltau* and the *tertau* are in an unusual position, or because the *seltau* and *tertau* are related in a complex way, or both. An example of the first kind is [*jdaselsku*](#) , meaning “ prayer ” , which was mentioned in [Section 12.7](#) . The

gismu places are:

Example 12.75.

[*lijda*](#) : l1 is a religion with believers l2 and beliefs l3

[*cusku*](#) : c1 expresses text c2 to audience c3 in medium c4

and [*selsku*](#) , the tertau of [*jdaselsku*](#) , has the place structure

Example 12.76.

s1 is a text expressed by s2 to audience s3 in medium s4

Now it is easy to see that the l2 and s2 places are equivalent: the believer in the religion (l2) is the one who expresses the prayer (s2). This is not one of the cases for which a place ordering rule has been given in [Section 12.7](#) or [Section 12.13](#); therefore, for lack of a better rule, we put the tertau places first and the remaining seltau places after them, leading to the place structure:

Example 12.77.

s1 is a prayer expressed by s2=l2 to audience s3 in medium s4 pertaining to religion l1

The l3 place (the beliefs of the religion) is dependent on the l1 place (the religion) and so is omitted.

We could make this lujvo less messy by replacing it with *se seljdasku* , where *seljdasku* is a normal symmetrical lujvo with place structure:

Example 12.78.

c1=l2 religiously expresses prayer c2 to audience c3 in medium s4 pertaining to religion l1

which, according to the rule expressed in [Section 12.9](#) , can be further expressed as *selseljdasku* . However, there is no need for the ugly *selsel-* prefix just to get the rules right: [*jdaselsku*](#) is a reasonable, if anomalous, lujvo.

However, there is a further problem with [jdaselsku](#), not resolvable by using [seljdasku](#). No veljvo involving just the two gismu [lijda](#) and [cusku](#) can fully express the relationship implicit in prayer. A prayer is not just anything said by the adherents of a religion; nor is it even anything said by them acting as adherents of that religion. Rather, it is what they say under the authority of that religion, or using the religion as a medium, or following the rules associated with the religion, or something of the kind. So the veljvo is somewhat elliptical.

As a result, both [seljdasku](#) and [jdaselsku](#) belong to the second class of anomalous lujvo: the veljvo doesn't really supply all that the lujvo requires.

Another example of this kind of anomalous lujvo, drawn from the tanru lists in [Section 5.14](#), is [lange'u](#), meaning “sheepdog”. Clearly a sheepdog is not a dog which is a sheep (the symmetrical interpretation is wrong), nor a dog of the sheep breed (the asymmetrical interpretation is wrong). Indeed, there is simply no overlap in the places of [lanme](#) and [gerku](#) at all. Rather, the lujvo refers to a dog which controls sheep flocks, a [terlanme jitro gerku](#), the lujvo from which is [terlantroge'u](#) with place structure:

Example 12.79.

g1=j1 is a dog that controls sheep flock l3=j2 made up of sheep l1 in activity j3 of dog breed g2

based on the gismu place structures

Example 12.80.

[lanme](#): l1 is a sheep of breed l2 belonging to flock l3

[gerku](#): g1 is a dog of breed g2

[jitro](#): j1 controls j2 in activity j3

Note that this lujvo is symmetrical between [lantro](#) (sheep-controller) and [gerku](#), but [lantro](#) is itself an asymmetrical lujvo. The l2 place, the breed of sheep, is removed as dependent on l1. However, the lujvo [lange'u](#) is both shorter than [terlantroge'u](#) and sufficiently clear to warrant its use: its place structure, however, should be the same as that of the longer lujvo, for which [lange'u](#) can be understood as an abbreviation.

Another example is [xanmi'e](#), “to command by hand, to beckon”. The component place structures are:

Example 12.81.

xance: xa1 is the hand of xa2

minde: m1 gives commands to m2 to cause m3 to happen

The relation between the seltau and tertau is close enough for there to be an overlap: xa2 (the person with the hand) is the same as m1 (the one who commands). But interpreting *xanmi'e* as a symmetrical lujvo with an elided *sel-* in the seltau, as if from *se xance minde*, misses the point: the real relation expressed by the lujvo is not just “one who commands and has a hand”, but “to command using the hand”. The concept of “using” suggests the gismu *pilno*, with place structure

Example 12.82.

p1 uses tool p2 for purpose p3

Some possible three-part veljvo are (depending on how strictly you want to constrain the veljvo)

Example 12.83.

[ke]xancepilno[ke'e] | minde
(hand user) type-ofcommander

Example 12.84.

[ke]minde xance[ke'e] | pilno
(commanderhand) type-ofuser

or even

Example 12.85.

minde | kexancepilno[ke'e]
commandertype-of(hand user)

which lead to the three different lujvo *xanplimi'e*, *mi'eroxanpli*, and *minkemxanpli* respectively.

Does this make *xanmi'e* wrong? By no means. But it does mean that there is a latent component to the meaning of *xanmi'e*, the gismu [pilno](#), which is not explicit in the veljvo. And it also means that, for a place structure derivation that actually makes sense, rather than being ad-hoc, the Lojbanist should probably go through a derivation for *xancypliminde* or one of the other possibilities that is analogous to the analysis of *terlantroge'u* above, even if he or she decides to stick with a shorter, more convenient form like *xanmi'e*. In addition, of course, the possibilities of elliptical lujvo increase their potential ambiguity enormously – an unavoidable fact which should be borne in mind.

12.15. Comparatives and superlatives

English has the concepts of “ comparative adjectives ” and “ superlative adjectives ” which can be formed from other adjectives, either by adding the suffixes “ -er ” and “ -est ” or by using the words “ more ” and “ most ” , respectively. The Lojbanic equivalents, which can be made from any brivla, are lujvo with the tertau [zmadu](#), [mleca](#), [zenba](#), [jdika](#), and [traji](#). In order to make these lujvo regular and easy to make, certain special guidelines are imposed.

We will begin with lujvo based on [zmadu](#) and [mleca](#), whose place structures are:

Example 12.86.

[zmadu](#) : z1 is more than z2 in property z3 in quantity z4

[mleca](#) : m1 is less than m2 in property m3 in quantity m4

For example, the concept “ young ” is expressed by the gismu [citno](#), with place structure

Example 12.87.

[citno](#) : c1 is young

The comparative concept “ younger ” can be expressed by the lujvo [citmau](#) (based on the veljvo *citno zmadu*, meaning “ young more-than ”).

Example 12.88.

micitmau do lo nanca be li xa
I am-younger-than you by one-year multiplied-by the-number six.

I am six years younger than you.

The place structure for *citmau* is

Example 12.89.

$z_1=c_1$ is younger than $z_2=c_1$ by amount z_4

Similarly, in Lojban you can say:

Example 12.90.

do citme'a mi lo nanca be li xa
You are-less-young-than me by one-year multiplied-by the-number six.

You are six years less young than me.

In English, “ more ” comparatives are easier to make and use than “ less ” comparatives, but in Lojban the two forms are equally easy.

Because of their much simpler place structure, *lujvo* ending in *-mau* and *-me'a* are in fact used much more frequently than *zmadu* and *mleca* themselves as *selbri*. It is highly unlikely for such *lujvo* to be construed as anything other than implicit-abstraction *lujvo*. But there is another type of ambiguity relevant to these *lujvo*, and which has to do with what is being compared.

For example, does *nelcymau* mean “ X likes Y more than X likes Z ” , or “ X likes Y more than Z likes Y ” ? Does *klamau* mean: “ X goes to Y more than to Z ” , “ X goes to Y more than Z does ” , “ X goes to Y from Z more than from W ” , or what?

We answer this concern by putting regularity above any considerations of concept usefulness: by convention, the two things being compared always fit into the first place of the *seltau*. In that way, each of the different possible interpretations can be expressed by SE-converting the *seltau*, and making the required place the new first place. As a result, we get the following comparative *lujvo* place structures:

Example 12.91.

nelcymau : z_1 , more than z_2 , likes n_2 by amount z_4

selnelcymau : z1, more than z2, is liked by n1 in amount z4

klamau : z1, more than z2, goes to k2 from k3 via k4 by means of k5 by amount z4

selklamau : z1, more than z2, is gone to by k1 from k3 via k4 by means of k5 by amount z4

terklamau : z1, more than z2, is an origin point for destination k2 for k1's going via k4 by means of k5 by amount z4

(See [Chapter 11](#) for the way in which this problem is resolved when *lujvo* aren't used.)

The ordering rule places the things being compared first, and the other *seltau* places following. Unfortunately the *z4* place, which expresses by how much one entity exceeds the other, is displaced into a *lujvo* place whose number is different for each *lujvo*. For example, while *nelcymau* has *z4* as its fourth place, *klamau* has it as its seventh place. In any sentence where a difficulty arises, this amount-place can be redundantly tagged with [vema](#) (for [zmadu](#)) or [veme'a](#) (for [mleca](#)) to help make the speaker's intention clear.

It is important to realize that such comparative *lujvo* do not presuppose their *seltau*. Just as in English, saying someone is younger than someone else doesn't imply that they're young in the first place: an octogenarian, after all, is still younger than a nonagenarian. Rather, the 80-year-old has a greater *ni citno* than the 90-year-old. Similarly, a 5-year-old is older than a 1-year-old, but is not considered “ old ” by most standards.

There are some comparative concepts in which the *se zmadu* is difficult to specify. Typically, these involve comparisons implicitly made with a former state of affairs, where stating a *z2* place explicitly would be problematic.

In such cases, it is best not to use [zmadu](#) and leave the comparison hanging, but to use instead the gismu [zenba](#), meaning “ increase ” (and [jdika](#), meaning “ decrease ”, in place of [mleca](#)). The gismu [zenba](#) was included in the language precisely in order to capture those notions of increase which [zmadu](#) can't quite cope with; in addition, we don't have to waste a place in *lujvo* or *tanru* on something that we'd never fill in with a value anyway. So we can translate “ I'm stronger now ” not as

Example 12.92.

mica tsamau
I now am-stronger.

which implies that I'm currently stronger than somebody else (the elided occupant of the second or z2 place), but as

Example 12.93.

micatsaze'a

I increase in strength.

Finally, *lujvo* with a tertau of [traji](#) are used to build superlatives. The place structure of [traji](#) is

Example 12.94.

t1 is superlative in property t2, being the t3 extremum (largest by default) of set t4

Consider the gismu [xamgu](#), whose place structure is:

Example 12.95.

xa1 is good for xa2 by standard xa3

The comparative form is [xagmau](#), corresponding to English “better”, with a place structure (by the rules given above) of

Example 12.96.

z1 is better than z2 for xa2 by standard xa3 in amount z4

We would expect the place structure of [xagrai](#), the superlative form, to somehow mirror that, given that comparatives and superlatives are comparable concepts, resulting in:

Example 12.97.

xa1=t1 is the best of the set t4 for xa2 by standard xa3.

The t2 place in [traji](#), normally filled by a property abstraction, is replaced by the seltau places, and the t3 place specifying the extremum of [traji](#) (whether the most or the least, that is) is presumed by default to be “ the most ” .

But the set against which the t1 place of [traji](#) is compared is not the t2 place (which would make the place structure of [traji](#) fully parallel to that of [zmadu](#)), but rather the t4 place. Nevertheless, by a special exception to the rules of place ordering, the t4 place of [traji](#)-based *lujvo* becomes the second place of the *lujvo*. Some examples:

Example 12.98.

la .djudis .cu citrailo' ilobypli

Judy is the youngest of all Lojbanists.

Example 12.99.

la .ainctain .cu balrailo' i skegunka

Einstein was the greatest of all scientists.

12.16. Notes on gismu place structures

Unlike the place structures of *lujvo*, the place structures of *gismu* were assigned in a far less systematic way through a detailed case-by-case analysis and repeated reviews with associated changes. (The *gismu* list is now baselined, so no further changes are contemplated.) Nevertheless, certain regularities were imposed both in the choice of places and in the ordering of places which may be helpful to the learner and the *lujvo*-maker, and which are therefore discussed here.

The choice of *gismu* places results from the varying outcome of four different pressures: brevity, convenience, metaphysical necessity, and regularity. (These are also to some extent the underlying factors in the *lujvo* place structures generated by the methods of this chapter.) The implications of each are roughly as follows:

- Brevity tends to remove places: the fewer places a *gismu* has, the easier it is to learn, and the less specific it is. As mentioned in [Section 12.4](#), a *brivla* with fewer place structures is less specific, and generality is a virtue in *gismu*, because they must thoroughly blanket all of semantic space.
- Convenience tends to increase the number of places: if a concept can be

expressed as a place of some existing gismu, there is no need to make another gismu, a *lujvo* or a *fu'ivla* for it.

- Metaphysical necessity can either increase or decrease places: it is a pressure tending to provide the “right number” of places. If something is part of the essential nature of a concept, then a place must be made for it; on the other hand, if instances of the concept need not have some property, then this pressure will tend to remove the place.
- Regularity is a pressure which can also either increase or decrease places. If a gismu has a given place, then gismu which are semantically related to it are likely to have the place also.

Here are some examples of gismu place structures, with a discussion of the pressures operating on them:

Example 12.100.

[*xekri*](#): xe1 is black

Brevity was the most important goal here, reinforced by one interpretation of metaphysical necessity. There is no mention of color standards here, as many people have pointed out; like all color gismu, [*xekri*](#) is explicitly subjective. Objective color standards can be brought in by an appropriate BAI tag such as [*ci'u*](#) (“on scale”; see [Section 9.6](#)) or by making a *lujvo*.

Example 12.101.

[*jbena*](#): j1 is born to j2 at time j3 and location j4

The gismu [*jbena*](#) contains places for time and location, which few other gismu have: normally, the time and place at which something is done is supplied by a tense tag (see [Chapter 10](#)). However, providing these places makes *le te jbena* a simple term for “birthday” and *le ve jbena* for “birthplace”, so these places were provided despite their lack of metaphysical necessity.

Example 12.102.

[*rinka*](#): event r1 is the cause of event r2

The place structure of [*rinka*](#) does not have a place for the agent, the one who causes, as a result of the pressure toward metaphysical necessity. A cause-effect

relationship does not have to include an agent: an event (such as snow melting in the mountains) may cause another event (such as the flooding of the Nile) without any human intervention or even knowledge.

Indeed, there is a general tendency to omit agent places from most gismu except for a few such as [gasnu](#) and [zunkte](#) which are then used as *tertau* in order to restore the agent place when needed: see [Section 12.13](#).

Example 12.103.

[cinfo](#) c1 is a lion of species/breed c2

The c2 place of [cinfo](#) is provided as a result of the pressure toward regularity. All animal and plant gismu have such an x 2 place; although there is in fact only one species of lion, and breeds of lion, though they exist, aren't all that important in talking about lions. The species/breed place must exist for such diversified species as dogs, and for general terms like [cinki](#) (insect), and are provided for all other animals and plants as a matter of regularity.

Less can be said about gismu place structure ordering, but some regularities are apparent. The places tend to appear in decreasing order of psychological saliency or importance. There is an implication within the place structure of [klama](#), for example, that *lo klama* (the one going) will be talked about more often, and is thus more important, than *lo se klama* (the destination), which is in turn more important than *lo xe klama* (the means of transport).

Some specific tendencies (not really rules) can also be observed. For example, when there is an agent place, it tends to be the first place. Similarly, when a destination and an origin point are mentioned, the destination is always placed just before the origin point. Places such as “ under conditions ” and “ by standard ”, which often go unfilled, are moved to near the end of the place structure.

Chapter 13. Oooh! Arrgh! Ugh! Yecch! Attitudinal and emotional indicators

The picture for chapter 13

13.1. What are attitudinal indicators?

This chapter explains the various words that Lojban provides for expressing attitude and related notions. In natural languages, attitudes are usually expressed

by the tone of voice when speaking, and (very imperfectly) by punctuation when writing. For example, the bare words

Example 13.1.

John is coming.

can be made, through tone of voice, to express the speaker's feeling of happiness, pity, hope, surprise, or disbelief. These fine points of tone cannot be expressed in writing. Attitudes are also expressed with various sounds which show up in print as oddly spelled words, such as the " Oooh! ", " Arrgh! ", " Ugh! ", and " Yecch! " in the title. These are part of the English language; people born to other languages use a different set; yet you won't find any of these words in a dictionary.

In Lojban, everything that can be spoken can also be written. Therefore, these tones of voice must be represented by explicit words known as " attitudinal indicators ", or just " attitudinals ". This rule seems awkward and clunky to English-speakers at first, but is an essential part of the Lojbanic way of doing things.

The simplest way to use attitudinal indicators is to place them at the beginning of a text. In that case, they express the speaker's prevailing attitude. Here are some examples, correlated with the attitudes mentioned following [Example 13.1](#) :

Example 13.2.

.ui la djan klama
[Whee!]that-namedJohn is-coming!

Example 13.3.

.uu la djan klama
[Alas!]that-namedJohn is-coming.

Example 13.4.

.a'o la djan klama
[Hopefully]that-namedJohn is-coming.

Example 13.5.

.ue la djan klama
[Wow!]that-namedJohn is-coming!

Example 13.6.

.ianai la djan klama
[Nonsense!]that-namedJohn is-coming.

The primary Lojban attitudinals are all the cmavo of the form VV or V'V: one of the few cases where cmavo have been classified solely by their form. There are 39 of these cmavo: all 25 possible vowel pairs of the form V'V, the four standard diphthongs ([.ai](#), [.au](#), [.ei](#), and [.oi](#)), and the ten more diphthongs that are permitted only in these attitudinal indicators and in Lojbanized names and borrowings ([.ia](#), [.ie](#), [.ii](#), [.io](#), [.iu](#), [.ua](#), [.ue](#), [.ui](#), [.uo](#), and [.uu](#)). Note that each of these cmavo has a period before it, marking the pause that is mandatory before every word beginning with a vowel. Attitudinals, like most of the other kinds of indicators described in this chapter, belong to selma'o UI.

Attitudinals can also be compound cmavo, of the types explained in Sections 4-8; [Example 13.6](#) illustrates one such possibility, the compound attitudinal [.ianai](#). In attitudinals, *-nai* indicates polar negation: the opposite of the simple attitudinal without the *-nai*. Thus, as you might suppose, [.ia](#) expresses belief, since [.ianai](#) expresses disbelief.

In addition to the attitudinals, there are other classes of indicators: intensity markers, emotion categories, attitudinal modifiers, observationals, and discursives. All of them are grammatically equivalent, which is why they are treated together in this chapter.

Every indicator behaves in more or less the same way with respect to the grammar of the rest of the language. In general, one or more indicators can be inserted at the beginning of an utterance or after any word. Indicators at the beginning apply to the whole utterance; otherwise, they apply to the word that they follow. More details can be found in [Section 13.9](#).

Throughout this chapter, tables of indicators will be written in four columns. The first column is the cmavo itself. The second column is a corresponding English word, not necessarily a literal translation. The fourth column represents the opposite of the second column, and shows the approximate meaning of the attitudinal when suffixed with *-nai*. The third column, which is sometimes omitted, indicates a neutral point between the second and fourth columns, and shows the approximate meaning of the attitudinal when it is suffixed with *-cu'i*. The cmavo [cu'i](#) belongs to selma'o CAI, and is explained more fully in [Section 13.4](#).

One flaw that the English glosses are particularly subject to is that in English it is often difficult to distinguish between expressing your feelings and talking about them, particularly with the limited resource of the written word. So the gloss for .ui should not really be “ happiness ” but some sound or tone that expresses happiness. However, there aren't nearly enough of those that have unambiguous or obvious meanings in English to go around for all the many, many different emotions Lojban speakers can readily express.

Many indicators of CV'V form are loosely derived from specific gismu. The gismu should be thought of as a memory hook, not an equivalent of the cmavo. Such gismu are shown in this chapter between square brackets, thus: [gismu].

13.2. Pure emotion indicators

Attitudinals make no claim: they are expressions of attitude, not of facts or alleged facts. As a result, attitudinals themselves have no truth value, nor do they directly affect the truth value of a bridi that they modify. However, since emotional attitudes are carried in your mind, they reflect reactions to that version of the world that the mind is thinking about; this is seldom identical with the real world. At times, we are thinking about our idealized version of the real world; at other times we are thinking about a potential world that might or might not ever exist.

Therefore, there are two groups of attitudinals in Lojban. The “ pure emotion indicators ” express the way the speaker is feeling, without direct reference to what else is said. These indicators comprise the attitudinals which begin with *u* or *o* and many of those beginning with *i* .

The cmavo beginning with *u* are simple emotions, which represent the speaker's reaction to the world as it is, or as it is perceived to be.

.ua	discovery		confusion
.u'a	gain		loss
.ue	surprise	no surprise	expectation
.u'e	wonder		commonplace
.ui	happiness		unhappiness

.u'i amusement weariness

.uo completion incompleteness

.u'o courage timidity cowardice

.uu pity cruelty

.u'u repentance lack of regret innocence

Here are some typical uses of the *u* attitudinals:

Example 13.7.

.ua mifacki fi le mi mapku
[Eureka!]I found-out about the of-me hat.

[Eureka!] I found my hat! [emphasizes the discovery of the hat]

Example 13.8.

.u'a mifacki fi le mi mapku
[Gain!]I found-out about the of-me hat.

[Gain!] I found my hat! [emphasizes the obtaining of the hat]

Example 13.9.

.ui mifacki fi le mi mapku
[Yay!]I found-out about the of-me hat.

[Yay!] I found my hat! [emphasizes the feeling of happiness]

Example 13.10.

.uo mifacki fi le mi mapku
[At-last!]I found-outaboutthe of-me hat.

[At last!] I found my hat! [emphasizes that the finding is complete]

Example 13.11.

.uu do cortu
[Pity!]you feel-pain.

[Pity!] you feel pain. [expresses speaker's sympathy]

Example 13.12.

.u'u do cortu
[Repentance!]you feel-pain.

[Repentance!] you feel pain. [expresses that speaker feels guilty]

In [Example 13.10](#), note that the attitudinal [.uo](#) is translated by an English non-attitudinal phrase: “ At last! ” It is common for the English equivalents of Lojban attitudinals to be short phrases of this sort, with more or less normal grammar, but actually expressions of emotion.

In particular, both [.uu](#) and [.u'u](#) can be translated into English as “ I'm sorry ” ; the difference between these two attitudes frequently causes confusion among English-speakers who use this phrase, leading to responses like “ Why are you sorry? It's not your fault! ”

It is important to realize that [.uu](#), and indeed all attitudinals, are meant to be used sincerely, not ironically. In English, the exclamation “ Pity! ” is just as likely to be ironically intended, but this usage does not extend to Lojban. Lying with attitudinals is (normally) as inappropriate to Lojban discourse as any other kind of lying: perhaps worse, because misunderstood emotions can cause even greater problems than misunderstood statements.

The following examples display the effects of [nai](#) and [cu'i](#) when suffixed to an attitudinal:

Example 13.13.

.ue la .djan.klama
[Surprise!]that-namedJohn comes.

Example 13.14.

.uecu'i la .djan.klama
[Ho-hum.]that-namedJohn comes.

Example 13.15.

.uenai la .djan.klama
[Expected!]that-namedJohn comes.

In [Example 13.15](#), John's coming has been anticipated by the speaker. In [Example 13.13](#) and [Example 13.14](#), no such anticipation has been made, but in [Example 13.14](#) the lack-of-anticipation goes no further - in [Example 13.13](#), it amounts to actual surprise.

It is not possible to firmly distinguish the pure emotion words beginning with *o* or *i* from those beginning with *u*, but in general they represent more complex, more ambivalent, or more difficult emotions.

.o'a	pride	modesty	shame
.o'e	closeness	detachment	distance
.oi	complaint/pain	doing OK	pleasure
.o'i	caution	boldness	rashness
.o'o	patience	mere tolerance	anger
.o'u	relaxation	composure	stress

Here are some examples:

Example 13.16.

.oi la .djan.klama
[Complaint!]that-namedJohn is-coming.

Here the speaker is distressed or discomfited over John's coming. The word [.oi](#) is derived from the Yiddish word “oy” of similar meaning. It is the only cmavo with a Yiddish origin.

Example 13.17.

.o'onai la .djan.klama
[Anger!]that-namedJohn is-coming!

Here the speaker feels anger over John's coming.

Example 13.18.

.o'i la .djan.klama
[Beware!]that-namedJohn is-coming.

Here there is a sense of danger in John's arrival.

Example 13.19.

.o'ecu'i la .djan.klama
[Detachment!]that-namedJohn is-coming.

Example 13.20.

.o'u la .djan.klama
[Phew!]that-namedJohn is-coming.

In [Example 13.19](#) and [Example 13.20](#), John's arrival is no problem: in the former example, the speaker feels emotional distance from the situation; in the latter example, John's coming is actually a relief of some kind.

The pure emotion indicators beginning with *i* are those which could not be fitted into the *u* or *o* groups because there was a lack of room, so they are a mixed lot. [.ia](#), [.i'a](#), [.ie](#), and [.i'e](#) do not appear here, as they belong in [Section 13.3](#) instead.

.ii fear nervousness security

.i'i togetherness privacy

.io respect disrespect

.i'o appreciation envy

.iu love no love lost hatred

.i'u familiarity mystery

Here are some examples:

Example 13.21.

.ii smacu
[Fear!][Observative:]-a-mouse!

Eek! A mouse!

Example 13.22.

la .djan. .iu klama
That-namedJohn [love!]is-coming.

Example 13.23.

la .djan. .ionai klama
That-namedJohn [disrespect!]is-coming.

[Example 13.21](#) shows an attitude-colored observative; the attitudinal modifies the situation described by the observative, namely the mouse that is causing the emotion. Lojban-speaking toddlers, if there ever are any, will probably use sentences like [Example 13.21](#) a lot.

[Example 13.22](#) and [Example 13.23](#) use attitudinals that follow *la .djan*, rather than being at the beginning of the sentence. This form means that the attitude is attached to John rather than the event of his coming; the speaker loves or disrespects John specifically. Compare:

Example 13.24.

la .djan.klama .iu
That-namedJohn is-coming[love!]

where it is specifically the coming of John that inspires the feeling.

[Example 13.23](#) is a compact way of swearing at John: you could translate it as “That good-for-nothing John is coming.”

13.3. Propositional attitude indicators

As mentioned at the beginning of [Section 13.2](#), attitudinals may be divided into two groups, the pure emotion indicators explained in that section, and a contrasting group which may be called the “propositional attitude indicators”. These indicators establish an internal, hypothetical world which the speaker is reacting to, distinct from the world as it really is. Thus we may be expressing our attitude towards “what the world would be like if ...”, or more directly stating our attitude towards making the potential world a reality.

In general, the bridi paraphrases of pure emotions look (in English) something like “I’m going to the market, and I’m happy about it”. The emotion is present with the subject of the primary claim, but is logically independent of it. Propositional attitudes, though, look more like “I intend to go to the market”, where the main claim is logically subordinate to the intention: I am not claiming that I am actually going to the market, but merely that I intend to.

There is no sharp distinction between attitudinals beginning with *a* and those beginning with *e*; however, the original intent (not entirely realized due to the need to cram too many attitudes into too little space) was to make the members of the *a*-series the purer, more attitudinal realizers of a potential world, while the members of the *e*-series were more ambivalent or complex about the speaker’s intention with regard to the predication. The relationship between the *a*-series and the *e*-series is similar to that between the *u*-series and the *o*-series, respectively. A few propositional attitude indicators overflowed into the *i*-series as well.

In fact, the entire distinction between pure emotions and propositional attitudes is itself a bit shaky: [.u’u](#) can be seen as a propositional attitude indicator meaning “I regret that ...”, and [.a’e](#) (discussed below) can be seen as a pure emotion meaning “I’m awake/aware”. The division of the attitudinals into pure-emotion

and propositional-attitude classes in this chapter is mostly by way of explanation; it is not intended to permit firm rulings on specific points. Attitudinals are the part of Lojban most distant from the “ logical language ” aspect.

Here is the list of propositional attitude indicators grouped by initial letter, starting with those beginning with *a* :

.a'a attentive inattentive avoiding

.a'e alertness exhaustion

.ai intent indecision refusal

.a'i effort no real effort repose

.a'o hope despair

.au desire indifference reluctance

.a'u interest no interest repulsion

Some examples (of a parental kind):

Example 13.25.

.a'a do zgana le veltivni
[attentive]you observe the television-receiver.

I'm noticing that you are watching the TV.

Example 13.26.

.a'enai do ranji bacru
[exhaustion]you continuously utter.

I'm worn out by your continuous talking.

Example 13.27.

.ai mimuvgau do le ckana
[intent]I transfer you to-the bed.

I'm putting you to bed.

Example 13.28.

.a'i miba gasnu le nu do cikna binxo
[effort]I [future]am-the-actor-in the event-of you awake-ly become.

It'll be hard for me to wake you up.

Example 13.29.

.a'o mikanryze'a ca le bavlamdei
[hope]I am-health-increased at-time the future-adjacent-day.

I hope I feel better tomorrow!

Example 13.30.

.au misipna
[desire]I sleep.

I want to sleep.

Example 13.31.

.a'ucu'i do pante
[no-interest]you complain.

I have no interest in your complaints.

(In a real-life situation, [Example 13.25](#) through [Example 13.31](#) would also be decorated by various pure emotion indicators, certainly including *.oicai* , but probably also *.iucai* .)

Splitting off the attitude into an indicator allows the regular bridi grammar to do what it does best: express the relationships between concepts that are intended, desired, hoped for, or whatever. Rephrasing these examples to express the attitude as the main selbri would make for unacceptably heavyweight grammar.

Here are the propositional attitude indicators beginning with *e* , which stand roughly in the relation to those beginning with *a* as the pure-emotion indicators beginning with *o* do to those beginning with *u* - they are more complex or difficult:

.e'a permission

prohibition

.e'e competence

incompetence

.ei obligation

freedom

.e'i constraint independence resistance to constraint

.e'o request

negative request

.e'u suggestion no suggestion warning

More examples (after a good night's sleep):

Example 13.32.

.e'a do sazri le karce
[permission]you drive the car.

Sure, you can drive the car.

Example 13.33.

.e'e milifri tu'a do

[competence]I experience something-related-to you.

I feel up to dealing with you.

Example 13.34.

.ei mitisygaule karce ctilyvau
[obligation]I fill the car-type-of petroleum-container.

I should fill the car's gas tank.

Example 13.35.

.e'o ko ko kurji
[request]you-imperative of-you-imperative take-care.

Please take care of yourself!

Example 13.36.

.e'u do klamale pankā
[suggestion]you go to-the park.

I suggest going to the park.

Finally, the propositional attitude indicators beginning with *i* , which are the overflow from the other sets:

.ia belief skepticism disbelief

.i'a acceptance blame

.ie agreement disagreement

.i'e approval non-approval disapproval

Still more examples (much, much later):

Example 13.37.

.ianai do pu pensile nu tcica mi
[disbelief]you [past]think the event-of-deceiving me.

I can't believe you thought you could fool me.

Example 13.38.

do .i'anai na xruti do le zdani
You [blame]did-not return you to-the house.

I blame you for not coming home.

Example 13.39.

.ie mina cusku lu'e
[agreement]I did-not express a-symbol-for
le tcika bele nu xruti
the time-of-day of the event-of return.

It's true I didn't tell you when to come back.

Example 13.40.

.i'enai do .i'e zakte
[disapproval]you [approval]act.

I don't approve of what you did, but I approve of you.

[Example 13.40](#) illustrates the use of a propositional attitude indicator, *.i'e*, in both the usual sense (at the beginning of the bridi) and as a pure emotion (attached to

[do](#)). The event expressed by the main bridi is disapproved of by the speaker, but the referent of the sumti in the x 1 place (namely the listener) is approved of.

To indicate that an attitudinal discussed in this section is not meant to indicate a propositional attitude, the simplest expedient is to split the attitudinal off into a separate sentence. Thus, a version of [Example 13.32](#) which actually claimed that the listener was or would be driving the car might be:

Example 13.41.

do sazri le karce.i.e'a
You drive the car. [Permission].

You're driving (or will drive) the car, and that's fine.

13.4. Attitudes as scales

In Lojban, all emotions and attitudes are scales. These scales run from some extreme value (which we'll call " positive ") to an opposite extreme (which we'll call " negative "). In the tables above, we have seen three points on the scale: " positive " , neutral, and " negative " . The terms " positive " and " negative " are put into quotation marks because they are loaded words when applied to emotions, and the attitudinal system reflects this loading, which is a known cultural bias. Only two of the " positive " words, namely [.ii](#) (fear) and [.oi](#) (pain/complaint), represent emotions commonly thought of as less " virtuous " in most cases than their negative counterparts. But these two were felt to be instinctive, distinct, and very powerful emotions that needed to be expressible in a monosyllable when necessary, while their counterparts are less commonly expressed.

(Why the overt bias? Because there are a lot of attitudinals and they will be difficult to learn as an entire set. By aligning our scales arbitrarily, we give the monosyllable [nai](#) a useful meaning and make it easier for a novice to recognize at least the positive or negative alignment of an indicator, if not the specific word. Other choices considered were " random " orientation, which would have unknown biases and be difficult to learn, and orientation based on our guesses as to which scale orientations made the most frequent usages shorter, which would be biased in favor of American perceptions of " usefulness " . If bias must exist in our indicator set, it might as well be a known bias that eases learning, and in addition might as well favor a harmonious and positive world-view.)

In fact, though, each emotional scale has seven positions defined, three " positive " ones (shown below on the left), three " negative " ones (shown below on the right), and a neutral one indicating that no particular attitude on this scale is felt.

The following chart indicates the seven positions of the scale and the associated cmavo. All of these cmavo, except *nai*, are in selma'o CAI.

cai sai ru'e cu'i nairu'e naisai naicai
carmi *tsali* *ruble* *cumki* - - -

A scalar attitude is expressed by using the attitudinal word, and then following it by the desired scalar intensity. The bias creeps in because the “negative” emotions take the extra syllable *nai* to indicate their negative position on the axis, and thus require a bit more effort to express.

Much of this system is optional. You can express an attitude without a scale indicator, if you don't want to stop and think about how strongly you feel. Indeed, for most attitudinals, we've found that either no scalar value is used, or *cai* is used to indicate especially high intensity. Less often, *ru'e* is used for a recognizably weak intensity, and *cu'i* is used in response to the attitudinal question *pei* (see [Section 13.10](#)) to indicate that the emotion is not felt.

The following shows the variations resulting from intensity variation:

Example 13.42.

.ei
[obligation]

I ought to

(a non-specific obligation)

Example 13.43.

.eicai
[obligation-maximal]

I shall/must

(an intense obligation or requirement, possibly a formal one)

Example 13.44.

.eisai
[obligation-strong]

I should

(a strong obligation or necessity, possibly an implied but not formal requirement)

Example 13.45.

.eiru'e
[obligation-weak]

I might

(a weak obligation – in English often mixed with permission and desire)

Example 13.46.

.eicu'i
[obligation-neutral]

No matter

(no particular obligation)

Example 13.47.

.einai
[obligation-not]

I need not

(a non-obligation)

You can also utter a scale indicator without a specific emotion. This is often used in the language: in order to emphasize a point about which you feel strongly, you mark what you are saying with the scale indicator [cai](#). You could also indicate that you don't care using [cu'i](#) by itself.

13.5. The space of emotions

Each of the attitude scales constitutes an axis in a multi-dimensional space. In effect, given our total so far of 39 scales, we have a 39-dimensional space. At any given time, our emotions and attitudes are represented by a point in this 39-dimensional space, with the intensity indicators serving as coordinates along each dimension. A complete attitudinal inventory, should one decide to express it, would consist of reading off each of the scale values for each of the emotions, with the vector sum serving as a distinct single point, which is our attitude.

Now no one is going to ever utter a string of 100-odd attitudinals to express their emotions. If asked, we normally do not recognize more than one or two emotions at a time - usually the ones that are strongest or which most recently changed in some significant way. But the scale system provides some useful insights into a possible theory of emotion (which might be testable using Lojban), and incidentally explains how Lojbanists express compound emotions when they do recognize them.

The existence of 39 scales highlights the complexity of emotion. We also aren't bound to the 39. There are modifiers described in [Section 13.6](#) that multiply the set of scales by an order of magnitude. You can also have mixed feelings on a scale, which might be expressed by [cu'i](#), but could also be expressed by using both the " positive " and " negative " scale emotions at once. One expression of " fortitude " might be *.ii.iinai* - fear coupled with security.

Uttering one or more attitudinals to express an emotion reflects several things. We will tend to utter emotions in their immediate order of importance to us. We feel several emotions at once, and our expression reflects these emotions simultaneously, although their order of importance to us is also revealing - of our attitude towards our attitude, so to speak. There is little analysis necessary; for those emotions you feel, you express them; the " vector sum " naturally expresses the result. This is vital to their nature as attitudinals - if you had to stop and think about them, or to worry about grammar, they wouldn't be emotions but rationalizations.

People have proposed that attitudinals be expressed as bridj just like everything else; but emotions aren't logical or analytical - saying " I'm awed " is not the same as saying " Wow!!! " . The Lojban system is intended to give the effects of an analytical system without the thought involved. Thus, you can simply feel in Lojban.

A nice feature of this design is that you can be simple or complex, and the system

works the same way. The most immediate benefit is in learning. You only need to learn a couple of the scale words and a couple of attitude words, and you're ready to express your emotions Lojbanically. As you learn more, you can express your emotions more thoroughly and more precisely, but even a limited vocabulary offers a broad range of expression.

13.6. Emotional categories

The Lojban attitudinal system was designed by starting with a long list of English emotion words, far too many to fit into the 39 available VV-form cmavo. To keep the number of cmavo limited, the emotion words in the list were grouped together by common features: each group was then assigned a separate cmavo. This was like making tanru in reverse, and the result is a collection of indicators that can be combined, like tanru, to express very complex emotions. Some examples in a moment.

The most significant “ common feature ” we identified was that the emotional words on the list could easily be broken down into six major groups, each of which was assigned its own cmavo:

ro'a social asocial antisocial

ro'e mental mindless

ro'i emotional denying emotion

ro'o physical denying physical

ro'u sexual sexual abstinence

re'e spiritual secularsacrilegious

Using these, we were able to assign *.o'u* to mark a scale of what we might call “ generalized comfort ” . When you are comfortable, relaxed, satisfied, you express comfort with *.o'u*, possibly followed by a scale indicator to indicate how comfortable you are. The six cmavo given above allow you to turn this scale into six separate ones, should you wish.

For example, embarrassment is a social discomfort, expressible as *.o'unairo'a* . Some emotions that we label “ stress ” in English are expressed in Lojban with

.o'unairo'i . Physical distress can be expressed with *.o'unairo'o* , which makes a nice groan if you say it with feeling. Mental discomfort might be what you feel when you don't know the answer to the test question, but feel that you should. Most adults can recall some instance where we felt sexual discomfort, *o'unairo'u* . Spiritual discomfort, *o'unaire'e* , might be felt by a church-goer who has wandered into the wrong kind of religious building.

Most of the time when expressing an emotion, you won't categorize it with these words. Emotional expressions should be quickly expressible without having to think about them. However, we sometimes have mixed emotions within this set, as for example emotional discomfort coupled with physical comfort or vice versa.

Coupling these six words with our 39 attitude scales, each of which has a positive and negative side, already gives you far more emotional expression words than we have emotional labels in English. Thus, you'll never see a Lojban-English emotional dictionary that covers all the Lojban possibilities. Some may be useless, but others convey emotions that probably never had a word for them before, though many have felt them (*.eiro'u* , for example - look it up).

You can use scale markers and [nai](#) on these six category words, and you can also use category words without specifying the emotion. Thus, " I'm trying to concentrate " could be expressed simply as [ro'e](#) , and if you are feeling anti-social in some non-specific way, [ro'anai](#) will express it.

There is a mnemonic device for the six emotion categories, based on moving your arms about. In the following table, your hands begin above your head and move down your body in sequence.

ro'a hands above head	social
ro'e hands on head	intellectual
ro'i hands on heart	emotional
ro'o hands on belly	physical
ro'u hands on groin	sexual
re'e hands moving around	spiritual

The implicit metaphors “ heart ” for emotional and “ belly ” for physical are not really Lojbanic, but they work fine for English-speakers.

13.7. Attitudinal modifiers

The following cmavo are discussed in this section:

ga'i [galtu] hauteur; rank equal rank meekness; lack of rank

le'o aggressive passive defensive

vu'e [vrude] virtue ([zabna](#)) sin ([mabla](#))

se'i [sevzi] self-orientation other-orientation

ri'e [zifre] release restraint control

fu'i [frili] with help; easily without help with opposition; with difficulty

be'u lack/need presence/satisfaction satiation

se'a [sevzi] self-sufficiency dependency

It turned out that, once we had devised the six emotion categories, we also recognized some other commonalities among emotions. These tended to fit nicely on scales of their own, but generally tend not to be thought of as separate emotions. Some of these are self-explanatory, some need to be placed in context. Some of these tend to go well with only a few of the attitudinals, others go with nearly all of them. To really understand these modifiers, try to use them in combination with one or two of the attitudinals found in [Section 13.2](#) and [Section 13.3](#), and see what emotional pictures you can build:

The cmavo [ga'i](#) expresses the scale used to indicate condescension or polite deference; it is not respect in general, which is [.io](#). Whatever it is attached to is marked as being below (for [ga'i](#)) or above (for [ga'inai](#)) the speaker's rank or social position. Note that it is always the referent, not the speaker or listener, who is so marked: in order to mark the listener, the listener must appear in the sentence, as with *doi ga'inai*, which can be appended to a statement addressed to

a social superior.

Example 13.48.

ko ga'inai nenri klama le mi zdani
You-imperative [low-rank!] enter-type-of come-to the of-me house.

I would be honored if you would enter my residence.

Note that imperatives in Lojban need not be imperious! Corresponding examples with [ga'icu'i](#) and [ga'i](#):

Example 13.49.

ko ga'icu'i nenri klama le mi zdani
You-imperative [equal-rank!] enter-type-of come-to the of-me house.

Come on in to my place.

Example 13.50.

ko ga'i nenri klama le mi zdani
You-imperative [high-rank!] enter-type-of come-to the of-me house.

You! Get inside!

Since [ga'i](#) expresses the relative rank of the speaker and the referent, it does not make much sense to attach it to [mi](#), unless the speaker is using [mi](#) to refer to a group (as in English “ we ”), or a past or future version of himself with a different rank.

It is also possible to attach [ga'i](#) to a whole bridi, in which case it expresses the speaker's superiority to the event the bridi refers to:

Example 13.51.

ga'i le xarjupu citka
[High-rank!] the pig [past] eats.

The pig ate (which is an event beneath my notice).

When used without being attached to any bridi, [ga'i](#) expresses the speaker's superiority to things in general, which may represent an absolute social rank: *ga'icai* is an appropriate opening word for an emperor's address from the throne.

The cmavo [le'o](#) represents the scale of aggressiveness. We seldom overtly recognize that we are feeling aggressive or defensive, but perhaps in counseling sessions, a psychologist might encourage someone to express these feelings on this scale. And football teams could be urged on by their coach using *ro'ole'o* . [le'o](#) is also useful in threats as an alternative to *o'onai* , which expresses anger.

The cmavo [vu'e](#) represents ethical virtue or its absence. An excess of almost any emotion is usually somewhat “ sinful ” in the eyes of most ethical systems. On the other hand, we often feel virtuous about our feelings – what we call righteous indignation might be *o'onai vu'e* . Note that this is distinct from lack of guilt: [.u'unai](#) .

The cmavo [se'i](#) expresses the difference between selfishness and generosity, for example (in combination with [.au](#)):

Example 13.52.

.ause'i
[desire-self]

I want it!

Example 13.53.

.ause'inai
[desire-other]

I want you to have it!

In both cases, the English “ it ” is vague, reflecting the absence of a bridi. [Example 13.52](#) and [Example 13.53](#) are pure expressions of attitude. Analogously, *.uuse'i* is self-pity, whereas *.uuse'inai* is pity for someone else.

The modifier [ri'e](#) indicates emotional release versus emotional control. “ I will not

let him know how angry I am ” , you say to yourself before entering the room. The Lojban is much shorter:

Example 13.54.

.o'onai ri'enai
[anger][control]

On the other hand, [ri'e](#) can be used by itself to signal an emotional outburst.

The cmavo [fu'i](#) may express a reason for feeling the way we do, as opposed to a feeling in itself; but it is a reason that is more emotionally determined than most. For example, it could show the difference between the mental discomfort mentioned in [Section 13.6](#) when it is felt on an easy test, as opposed to on a hard test. When someone gives you a back massage, you could use [.o'ufu'i](#) to show appreciation for the assistance in your comfort.

The cmavo [be'u](#) expresses, roughly speaking, whether the emotion it modifies is in response to something you don't have enough of, something you have enough of, or something you have too much of. It is more or less the attitudinal equivalent of the subjective quantifier cmavo [mo'a](#), [rau](#), and [du'e](#) (these belong to selma'o PA, and are discussed in [Section 18.8](#)). For example,

Example 13.55.

.uiro'obe'unai
[Yay-physical-enough!]

might be something you say after a large meal which you enjoyed.

Like all modifiers, [be'u](#) can be used alone:

Example 13.56.

le cuktabe'u cuzvati ma
The book [Needed!] is-at-location[what-sumti?]

Where's the book? - I need it!

Lastly, the modifier [se'a](#) shows whether the feeling is associated with self-sufficiency or with dependence on others.

Example 13.57.

.e'ese'a
[I-can-self-sufficient!]

I can do it all by myself!

is something a Lojban-speaking child might say. On the other hand,

Example 13.58.

.e'ese'anai
[I-can-dependent]

I can do it if you help me.

from the same child would indicate a (hopefully temporary) loss of self-confidence. It is also possible to negate the *.e'e* in [Example 13.54](#) and [Example 13.55](#), leading to:

Example 13.59.

.e'enaise'a
[I-can't-self-sufficient]

I can't do it if you insist on “ helping ” me!

and

Example 13.60.

.e'enaise'anai
[I-can't-dependent]

I can't do it by myself!

Some of the emotional expressions may seem too complicated to use. They might be for most circumstances. It is likely that most combinations will never get used. But if one person uses one of these expressions, another person can understand (as unambiguously as the expresser intends) what emotion is being expressed.

Most probably as the system becomes well-known and internalized by Lojban-speakers, particular attitudinal combinations will come to be standard expressions (if not cliches) of emotion.

13.8. Compound indicators

The grammar of indicators is quite simple; almost all facets are optional. You can combine indicators in any order, and they are still grammatical. The presumed denotation is additive; thus the whole is the sum of the parts regardless of the order expressed, although the first expressed is presumed most important to the speaker. Every possible string of UI cmavo has some meaning.

Within a string of indicators, there will be conventions of interpretation which amount to a kind of second-order grammar. Each of the modifier words is presumed to modify an indicator to the left, if there is one. (There is an “ unspecified emotion ” word, *ge'e*, reserved to ensure that if you want to express a modifier without a root emotion, it doesn't attach to and modify a previous but distinct emotional expression.)

For example, *.ieru'e* expresses a weak positive value on the scale of agreement: the speaker agrees (presumably with the listener or with something else just stated), but with the least possible degree of intensity. But *.ie ge'eru'e* expresses agreement (at an unspecified level), followed by some other unstated emotion which is felt at a weak level. A rough English equivalent of *.ie ge'eru'e* might be “ I agree, but ... ” where the “ but ” is left hanging. (Again, attitudes aren't always expressed in English by English attitudinals.)

A scale variable similarly modifies the previous emotion word. You put the scale word for a root emotion word before a modifier, since the latter can have its own scale word. This merely maximizes the amount of information expressible. For example, *.oinaicu'i ro'ucai* expresses a feeling midway between pain (*.oi*) and pleasure (*.oinai*) which is intensely sexual (*ro'u*) in nature.

The cmavo *nai* is the most tightly bound modifier in the language: it always negates exactly one word – the preceding one. Of all the words used in indicator constructs, *nai* is the only one with any meaning outside the indicator system. If you try to put an indicator between a non-indicator cmavo and its *nai* negator, the *nai* will end up negating the last word of the indicator. The result, though unambiguous, is not what you want. For example,

Example 13.61.

mi.e .ui nai do
I and[Yay!][Not!]you.

means “ I and (unfortunately) you ” , whereas

Example 13.62.

mi.e nai .ui do
I and[Not!][Yay!]you.

means “ I but (fortunately) not you ” . Attitudinal *nai* expresses a “ scalar negation ” , a concept explained in [Section 15.3](#) ; since every attitudinal word implies exactly one scale, the effect of *nai* on each should be obvious.

Thus, the complete internal grammar of UI is as follows, with each listed part optionally present or absent without affecting grammaticality, though it obviously would affect meaning.

attitudinal *nai* intensity-
word *nai* modifier *nai* intensity-
word *nai* (possiblyrepeated)

ge'e , the non-specific emotion word, functions as an attitudinal. If multiple attitudes are being expressed at once, then in the 2nd or greater position, either *ge'e* or a VV word must be used to prevent any modifiers from modifying the previous attitudinal.

13.9. The uses of indicators

The behavior of indicators in the “ outside grammar ” is nearly as simple as their internal structure. Indicator groupings are identified immediately after the metalinguistic erasers *si* , *sa* , and *su* and some, though not all, kinds of quotations. The details of such interactions are discussed in [Section 19.16](#) .

A group of indicators may appear anywhere that a single indicator may, except in those few situations (as in *zo* quotation, explained in [Section 19.10](#)) where compound cmavo may not be used.

At the beginning of a text, indicators modify everything following them indefinitely: such a usage is taken as a raw emotional expression, and we normally don't turn off our emotions when we start and stop sentences. In every other place in an utterance, the indicator (or group) attaches to the word immediately to its left, and indicates that the attitude is being expressed concerning the object or concept to which the word refers.

If the word that an indicator (or group) attaches to is itself a cmavo which governs a grammatical structure, then the indicator construct pertains to the referent of the entire structure. There is also a mechanism, discussed in [Section 19.8](#) , for explicitly marking the range of words to which an indicator applies.

More details about the uses of indicators, and the way they interact with other specialized cmavo, are given in [Chapter 19](#). It is worth mentioning that real-world interpretation is not necessarily consistent with the formal scope rules. People generally express emotions when they feel them, with only a minimum of grammatical constraint on that expression; complexities of emotional expression are seldom logically analyzable. Lojban attempts to provide a systematic reference that could possibly be ingrained to an instinctive level. However, it should always be assumed that the referent of an indicator has some uncertainty.

For example, in cases of multiple indicators expressed together, the combined form has some ambiguity of interpretation. It is possible to interpret the second indicator as expressing an attitude about the first, or to interpret both as expressing attitudes about the common referent. For example, in

Example 13.63.

mipu tavla do .o'onai.oi
I [past]talk-to-you[Grrr!][Oy!]

can be interpreted as expressing complaint about the anger, in which case it means “ Damn, I snapped at you ” ; or as expressing both anger and complaint about the listener, in which case it means “ I told you, you pest! ”

Similarly, an indicator after the final brivla of a tanru may be taken to express an attitude about the particular brivla placed there - as the rules have it - or about the entire bridi which hinges on that brivla. Remembering that indicators are supposedly direct expressions of emotion, this ambiguity is acceptable.

Even if the scope rules given for indicators turn out to be impractical or unintuitive for use in conversation, they are still useful in written expression. There, where you can go back and put in markers or move words around, the scope rules can be used in lieu of elaborate nuances of body language and intonation to convey the writer's intent.

13.10. Attitude questions; empathy; attitude contours

The following cmavo are discussed in this section:

pei attitude question

dai empathy

bu'o start emotion continue emotion end emotion

You can ask someone how they are feeling with a normal bridj sentence, but you will get a normal bridj answer in response, one which may be true or false. Since the response to a question about emotions is no more logical than the emotion itself, this isn't appropriate.

The word *pei* is therefore reserved for attitude questions. Asked by itself, it captures all of the denotation of English " How are you? " coupled with " How do you feel? " (which has a slightly different range of usage).

When asked in the context of discourse, *pei* acts like other Lojban question words - it requests the respondent to " fill in the blank " , in this case with an appropriate attitudinal describing the respondent's feeling about the referent expression. As with other questions, plausibility is polite; if you answer with an irrelevant UI cmavo, such as a discursive, you are probably making fun of the questioner. (A *ge'e*, however, is always in order - you are not required to answer emotionally. This is not the same as *i'inai*, which is privacy as the reverse of conviviality.)

Most often, however, the asker will use *pei* as a place holder for an intensity marker. (As a result, *pei* is placed in selma'o CAI, although selma'o UI would have been almost as appropriate. Grammatically, there is no difference between UI and CAI.) Such usage corresponds to a whole range of idiomatic usages in natural languages:

Example 13.64.

.iepei
[agreement-question]

Do you agree?

Example 13.65.

.iare'epei
[belief-spiritual-question]

Are you a Believer?

Example 13.66.

.aipei
[intention-question]

Are you going to do it?

[Example 13.66](#) might appear at the end of a command, to which the response

Example 13.67.

.aicai
[intention-maximal]

corresponds to “ Aye! Aye! ” (hence the choice of cmavo).

Example 13.68.

.e'apei
[permission-question]

Please, Mommy! Can I??

Additionally, when [pei](#) is used at the beginning of an indicator construct, it asks specifically if that construct reflects the attitude of the respondent, as in (asked of someone who has been ill or in pain):

Example 13.69.

pei.o'u
[question-comfort]

Are you comfortable?

Example 13.70.

pei.o'ucu'i
[question-comfort-neutral]

Are you no longer in pain?

Example 13.71.

pei.o'usai
[question-comfort-strong]

Are you again healthy?

Empathy, which is not really an emotion, is expressed by the indicator *dai*. (Don't confuse empathy with sympathy, which is *.uuse'inai* .) Sometimes, as when telling a story, you want to attribute emotion to someone else. You can of course make a bridid claim that so-and-so felt such-and-such an emotion, but you can also make use of the attitudinal system by adding the indicator *dai*, which attributes the preceding attitudinal to someone else - exactly whom, must be determined from context. You can also use *dai* conversationally when you empathize, or feel someone else's emotion as if it were your own:

Example 13.72.

.oiro'odai
[Pain-physical-empathy]

Ouch, that must have hurt!

It is even possible to “ empathize ” with a non-living object:

Example 13.73.

le bloti.iidai .uu pu klama le xasloi
The ship [fear-empathy][pity!][past]goes-to the ocean-floor.

Fearfully the ship, poor thing, sank.

suggesting that the ship felt fear at its impending destruction, and simultaneously reporting the speaker's pity for it.

Both *pei* and *dai* represent exceptions to the normal rule that attitudinals reflect the speaker's attitude.

Finally, we often want to report how our attitudes are changing. If our attitude

has not changed, we can just repeat the attitudinal. (Therefore, *.ui .ui .ui* is not the same as *.uicai* , but simply means that we are continuing to be happy.) If we want to report that we are beginning to feel, continuing to feel, or ceasing to feel an emotion, we can use the attitudinal contour cmavo [bu'o](#) .

When attached to an attitudinal, [bu'o](#) means that you are starting to have that attitude, [bu'ocu'i](#) that you are continuing to have it, and [bu'onai](#) that you are ceasing to have it. Some examples:

Example 13.74.

.o'onai bu'o
[Anger!][start-emotion]

I'm getting angry!

Example 13.75.

.iu bu'onai .uinai
[Love!][end-emotion][unhappiness!]

I don't love you any more; I'm sad.

Note the difference in effect between [Example 13.75](#) and:

Example 13.76.

mica ba'o pramido ja'e le nu mibadri
I [present][cessitive]love you with-result the event-of(I am-sad).

I no longer love you; therefore, I am sad.

which is a straightforward bridi claim. [Example 13.76](#) states that you have (or have had) certain emotions; [Example 13.75](#) expresses those emotions directly.

13.11. Evidentials

The following cmavo are discussed in this section:

ja'o [jalge] I conclude

ca'e I define

ba'a [balvi] I expect I experience I remember

su'a [sucta] I generalize I particularize

ti'e [tirna] I hear (hearsay)

ka'u [kulnu] I know by cultural means

se'o [senva] I know by internal experience

za'a [zgana] I observe

pe'i [pensi] I opine

ru'a [sruma] I postulate

ju'a [jufra] I state

Now we proceed from the attitudinal indicators and their relatives to the other, semantically unrelated, categories of indicators. The indicators known as “evidentials” show how the speaker came to say the utterance; i.e. the source of the information or the idea. Lojban's list of evidentials was derived from lists describing several American Indian languages. Evidentials are also essential to the constructed language Láadan, designed by the linguist and novelist Suzette Haden Elgin. Láadan's set of indicators was drawn on extensively in developing the Lojban indicator system.

It is important to realize, however, that evidentials are not some odd system used by some strange people who live at the other end of nowhere: although their English equivalents aren't single words, English-speakers have vivid notions of what constitutes evidence, and of the different kinds of evidence.

Like the attitudinal indicators, the evidentials belong to selma'o UI, and may be treated identically for grammatical purposes. Most of them are not usually considered scalar in nature, but a few have associated scales.

A bridi with an evidential in it becomes “ indisputable ” , in the sense that the speaker is saying “ how it is with him or her ” , which is beyond argument. Claims about one's own mental states may be true or false, but are hardly subject to other people's examination. If you say that you think, or perceive, or postulate such-and-such a predication, who can contradict you? Discourse that uses evidentials has therefore a different rhetorical flavor than discourse that does not; arguments tend to become what can be called dialogues or alternating monologues, depending on your prejudices.

Evidentials are most often placed at the beginning of sentences, and are often attached to the *i* that separates sentences in connected discourse. It is in the nature of an evidential to affect the entire bridi in which it is placed: like the propositional attitude indicators, they strongly affect the claim made by the main bridi.

A bridi marked by *ja'o* is a conclusion by the speaker based on other (stated or unstated) information or ideas. Rough English equivalents of *ja'o* are “ thus ” and “ therefore ” .

A bridi marked by *ca'e* is true because the speaker says so. In addition to definitions of words, *ca'e* is also appropriate in what are called performatives, where the very act of speaking the words makes them true. An English example is “ I now pronounce you husband and wife ” , where the very act of uttering the words makes the listeners into husband and wife. A Lojban translation might be:

Example 13.77.

ca'e le re do cusimxu speni
[I-define!]the two of you are-mutual spouses.

The three scale positions of *ba'a*, when attached to a bridi, indicate that it is based on the speaker's view of the real world. Thus *ba'a* means that the statement represents a future event as anticipated by the speaker; *ba'acu'i*, a present event as experienced by the speaker; *ba'anai*, a past event as remembered by the speaker. It is accidental that this scale runs from future to past instead of past to future.

Example 13.78.

ba'acu'i le tuplebemi cuse cortu
[I-experience!]the leg of me is-the-locus-of-pain.

My leg hurts.

A bridi marked by [su'a](#) is a generalization by the speaker based on other (stated or unstated) information or ideas. The difference between [su'a](#) and [ja'o](#) is that [ja'o](#) suggests some sort of reasoning or deduction (not necessarily rigorous), whereas [su'a](#) suggests some sort of induction or pattern recognition from existing examples (not necessarily rigorous).

The opposite point of the scale, [su'anai](#), indicates abduction, or drawing specific conclusions from general premises or patterns.

This cmavo can also function as a discursive (see [Section 13.12](#)), in which case [su'a](#) means “ abstractly ” or “ in general ” , and [su'anai](#) means “ concretely ” or “ in particular ” .

A bridi marked by [ti'e](#) is relayed information from some source other than the speaker. There is no necessary implication that the information was relayed via the speaker's ears; what we read in a newspaper is an equally good example of [ti'e](#), unless we have personal knowledge of the content.

Example 13.79.

ti'e la .uengascu zergau
[I-hear!]Wenga is-a-criminal-doer.

I hear that Wenga is a crook.

A bridi marked by [ka'u](#) is one held to be true in the speaker's cultural context, as a matter of myth or custom, for example. Such statements should be agreed on by a community of people - you cannot just make up your own cultural context - although “ objectivity ” in the sense of actual correspondence with the facts is certainly not required.

On the other hand, [se'o](#) marks a bridi whose truth is asserted by the speaker as a result of an internal experience not directly available to others, such as a dream, vision, or personal revelation. In some cultures, the line between [ka'u](#) and [se'o](#) is fuzzy or even nonexistent.

A bridi marked by [za'a](#) is based on perception or direct observation by the speaker. This use of “ observe ” is not connected with the Lojban “ observative ” , or bridi with the first sumti omitted. The latter has no explicit aspect, and could be a direct observation, a conclusion, an opinion, or other aspectual point of view.

Example 13.80.

za'a do tatpi
[I-observe!]you are-tired.

I see you are tired.

A bridi marked by *pe'i* is the opinion of the speaker. The form *pe'ipei* is common, meaning “ Is this your opinion? ” . (Strictly, this should be *peipe'i* , in accordance with the distinction explained in [Example 13.69](#) through [Example 13.71](#) , but since *pe'i* is not really a scale, there is no real difference between the two orders.)

Example 13.81.

pe'i la .kartagos. .ei se daspo
[I-opine!]that-named Carthage [obligation]is-destroyed.

In my opinion, Carthage should be destroyed.

A bridi marked by *ru'a* is an assumption made by the speaker. This is similar to one possible use of *.e'u* .

Example 13.82.

ru'a doi.livinston.
[I-presume]o Livingstone.

Dr. Livingstone, I presume? (A rhetorical question: Stanley knew who he was.)

Finally, the evidential *ju'a* is used to avoid stating a specific basis for a statement. It can also be used when the basis for the speaker's statement is not covered by any other evidential. For the most part, using *ju'a* is equivalent to using no evidential at all, but in question form it can be useful: *ju'apei* means “ What is the basis for your statement? ” and serves as an evidential, as distinct from emotional, question.

13.12. Discursives

The term “ discursive ” is used for those members of selma'o UI that provide structure to the discourse, and which show how a given word or utterance relates

to the whole discourse. To express these concepts in regular bridi would involve extra layers of nesting: rather than asserting that “ I also came ” , we would have to say “ I came; furthermore, the event of my coming is an additional instance of the relationship expressed by the previous sentence ” , which is intolerably clumsy. Typical English equivalents of discursives are words or phrases like “ however ” , “ summarizing ” , “ in conclusion ” , and “ for example ” .

Discursives are not attitudinals: they express no particular emotion. Rather, they are abbreviations for metalinguistic claims that reference the sentence or text they are found in.

Discursives are most often used at the beginning of sentences, often attached to the [.i](#) that separates sentences in running discourse, but can (like all other indicators) be attached to single words when it seems necessary or useful.

The discursives discussed in this section are given in groups, roughly organized by function. First, the “ consecutive discourse ” group:

ku'i [karbi] however/but/in contrast

ji'a [jmina] additionally

si'a [simsa] similarly

mi'u [mintu] ditto

po'o the only relevant case

These five discursives are mutually exclusive, and therefore they are not usually considered as scales. The first four are used in consecutive discourse. The first, [ku'i](#), makes an exception to the previous argument. The second, [ji'a](#), adds weight to the previous argument. The third, [si'a](#), adds quantity to the previous argument, enumerating an additional example. The fourth, [mi'u](#), adds a parallel case to the previous argument, and can also be used in tables or the like to show that something is being repeated from the previous column. It is distinct from [go'i](#) (of selma'o GOhA, discussed in [Section 7.6](#)), which is a non-discursive version of “ ditto ” that explicitly repeats the claim of the previous bridi.

Lastly, [po'o](#) is used when there is no other comparable case, and thus corresponds to some of the uses of “ only ” , a word difficult to express in pure bridi form:

Example 13.83.

mipo'o darxile mi tamne fo le nazbi
I [only]hit the of-me cousin at-locus the nose.

Only I (nobody else) hit my cousin on his nose.

Example 13.84.

midarxipo'o le mi tamne fo le nazbi
I hit [only]the of-me cousin at-locus the nose.

I only hit my cousin on his nose (I did nothing else to him).

Example 13.85.

midarxile mi tamne kupo'o fo le nazbi
I hit the of-me cousin [only]at-locus the nose.

I hit only my cousin on his nose (no one else).

Example 13.86.

midarxile mi tamne fo le nazbi kupo'o
I hit the of-me cousin at-locus the nose [only].

I hit my cousin only on his nose (nowhere else).

Note that “ only ” can go before or after what it modifies in English, but [po'o](#), as an indicator, always comes afterward.

Next, the “ commentary on words ” group:

va'i [valsi] in other words in the same words

ta'u [tanru] expanding a tanru making a tanru

The discursives [va'i](#) and [ta'u](#) operate at the level of words, rather than discourse proper, or if you like, they deal with how things are said. An alternative English expression for [va'i](#) is “ rephrasing ” ; for [va'inai](#), “ repeating ” . Also compare [va'i](#) with [ke'u](#), discussed below.

The cmavo [ta'u](#) is a discursive unique to Lojban; it expresses the particularly Lojbanic device of tanru. Since tanru are semantically ambiguous, they are subject to misunderstanding. This ambiguity can be removed by expanding the tanru into some semantically unambiguous structure, often involving relative clauses or the introduction of additional brivla. The discursive [ta'u](#) marks the transition from the use of a brief but possibly confusing tanru to its fuller, clearer expansion; the discursive [ta'unai](#) marks a transition in the reverse direction.

Next, the “ commentary on discourse ” group:

li'a [klina]	clearly; obviously	obscurely
ba'u [banli]	exaggeration	accuracy understatement
zo'o	humorously	dully seriously
sa'e [satci]	precisely speaking	loosely speaking
to'u [tordu]	in brief	in detail
do'a [dunda]	generously	parsimoniously
sa'u [sampu]	simply	elaborating
pa'e [pajni]	justice	prejudice
je'u [jetnu]	truly	falsely

This group is used by the speaker to characterize the nature of the discourse, so as to prevent misunderstanding. It is well-known that listeners often fail to recognize a humorous statement and take it seriously, or miss an exaggeration, or try to read more into a statement than the speaker intends to put there. In

speech, the tone of voice often provides the necessary cue, but the reader of ironic or understated or imprecise discourse is often simply clueless. As with the attitudinals, the use of these cmavo may seem fussy to new Lojbanists, but it is important to remember that [zo'o](#), for example, is the equivalent of smiling while you speak, not the equivalent of a flat declaration like “ What I'm about to say is supposed to be funny. ”

A few additional English equivalents: for [sa'enai](#), “ roughly speaking ” or “ approximately speaking ” ; for [sa'unai](#), “ furthermore ” ; for [to'u](#), “ in short ” or “ skipping details ” ; for [do'a](#), “ broadly construed ” ; for [do'anai](#) (as you might expect), “ narrowly construed ” .

The cmavo [pa'e](#) is used to claim (truly or falsely) that one is being fair or just to all parties mentioned, whereas [pa'enai](#) admits (or proclaims) a bias in favor of one party.

The scale of [je'u](#) and [je'unai](#) is a little different from the others in the group. By default, we assume that people speak the truth - or at least, that if they are lying, they will do their best to conceal it from us. So under what circumstances would [je'unai](#) be used, or [je'u](#) be useful? For one thing, [je'u](#) can be used to mark a tautology: a sentence that is a truth of logic, like “ All cats are cats. ” Its counterpart [je'unai](#) then serves to mark a logical contradiction. In addition, [je'unai](#) can be used to express one kind of sarcasm or irony, where the speaker pretends to believe what he/she says, but actually wishes the listener to infer a contrary opinion. Other forms of irony can be marked with [zo'o](#) (humor) or [ianai](#) (disbelief).

When used as a discursive, [su'a](#) (see [Section 13.11](#)) belongs to this group.

Next, the “ knowledge ” group:

[ju'o](#) [djuno] certainly uncertain certainly not

[la'a](#) [lakne] probably improbably

These two discursives describe the speaker's state of knowledge about the claim of the associated bridi. They are similar to the propositional attitudes of [Section 13.3](#), as they create a hypothetical world. We may be quite certain that something is true, and label our bridi with [ju'o](#); but it may be false all the same.

Next, the “ discourse management ” group:

ta'o [tanjo]	by the way		returning to point
ra'u [ralju]	chiefly	equally	incidentally
mu'a [mupli]	for example	omitting examples	end examples
zu'u	on the one hand		on the other hand
ke'u [krefu]	repeating		continuing
da'i	supposing		in fact

This final group is used to perform what may be called “ managing the discourse ” : providing reference points to help the listener understand the flow from one sentence to the next.

Other English equivalents of *ta'onai* are “ anyway ” , “ anyhow ” , “ in any case ” , “ in any event ” , “ as I was saying ” , and “ continuing ” .

The scale of *ra'u* has to do with the importance of the point being, or about to be, expressed: *ra'u* is the most important point, *ra'ucu'i* is a point of equal importance, and *ra'unai* is a lesser point. Other English equivalents of *ra'u* are “ above all ” and “ primarily ” .

The cmavo *ke'u* is very similar to *va'i*, although *ke'unai* and *va'inai* are quite different. Both *ke'u* and *va'i* indicate that the same idea is going to be expressed using different words, but the two cmavo differ in emphasis. Using *ke'u* emphasizes that the content is the same; using *va'i* emphasizes that the words are different. Therefore, *ke'unai* shows that the content is new (and therefore the words are also); *va'inai* shows that the words are the same (and therefore so is the content). One English equivalent of *ke'unai* is “ furthermore ” .

The discursive *da'i* marks the discourse as possibly taking a non-real-world viewpoint (“ Supposing that ” , “ By hypothesis ”), whereas *da'inai* insists on the real-world point of view (“ In fact ” , “ In truth ” , “ According to the facts ”). A common use of *da'i* is to distinguish between:

Example 13.87.

ganaida'i do viskale mi citno mensi

If [hypothetical]you see the of-me young sister,
gi ju'o do djunole du'u ri pazvau
then [certain]you know the predication-of she is-pregnant.

If you were to see my younger sister, you would certainly know she is pregnant.

and:

Example 13.88.

ganaida'inai do viskale mi citno mensi
If [factual]you see the of-me young sister,
gi ju'o do djunole du'u ri pazvau
then [certainty]you know the predication-of she is-pregnant.

If you saw my younger sister, you would certainly know she is pregnant.

It is also perfectly correct to omit the discursive altogether, and leave the context to indicate which significance is meant. (Chinese always leaves this distinction to the context: the Chinese sentence

Example 13.89.

- ?????????????????????????????
- *Rúguǒ nǐ kàn dào wǒ de mèimei, nǐ yīdìng huì zhīdào, tā huáiyùnle.*
- if you see-arrive my younger-sister, you certainly know she pregnant

is the equivalent of either [Example 13.87](#) or [Example 13.88](#).)

13.13. Miscellaneous indicators

Some indicators do not fall neatly into the categories of attitudinal, evidential, or discursive. This section discusses the following miscellaneous indicators:

ki'a metalinguistic confusion

na'i metalinguistic negator

jo'a metalinguistic affirmer

li'o omitted text (quoted material)

sa'a material inserted by editor/narrator

xu true-false question

pau question premarker

rhetorical question

pe'a figurative language

literal language

bi'u new information

old information

ge'e non-specific indicator

The cmavo *ki'a* is one of the most common of the miscellaneous indicators. It expresses metalinguistic confusion; i.e. confusion about what has been said, as opposed to confusion not tied to the discourse (which is *uanai*). The confusion may be about the meaning of a word or of a grammatical construct, or about the referent of a sumti. One of the uses of English "which" corresponds to *ki'a*:

Example 13.90.

minelcile ctuca
I like the teacher.
.ile ki'a ctuca
The which teacher?

Which teacher?

Here, the second speaker does not understand the referent of the sumti *le ctuca*, and so echoes back the sumti with the confusion marker.

The metalinguistic negation cmavo [na'i](#) and its opposite [jo'a](#) are explained in full in [Chapter 15](#). In general, [na'i](#) indicates that there is something wrong with a piece of discourse: either an error, or a false underlying assumption, or something else of the sort. The discourse is invalid or inappropriate due to the marked word or construct.

Similarly, [jo'a](#) marks something which looks wrong but is in fact correct. These two cmavo constitute a scale, but are kept apart for two reasons: [na'inai](#) means the same as [jo'a](#), but would be too confusing as an affirmation; [jo'anai](#) means the same as [na'i](#), but is too long to serve as a convenient metalinguistic negator.

The next two cmavo are used to assist in quoting texts written or spoken by others. It is often the case that we wish to quote only part of a text, or to supply additional material either by way of commentary or to make a fragmentary text grammatical. The cmavo [li'o](#) serves the former function. It indicates that words were omitted from the quotation. What remains of the quotation must be grammatical, however, as [li'o](#) does not serve any grammatical function. It cannot, for example, take the place of a missing selbri in a bridi, or supply the missing tail of a description sumti: *le li'o* in isolation is not grammatical.

The cmavo [sa'a](#) indicates in a quotation that the marked word or construct was not actually expressed, but is inserted for editorial, narrative, or grammatical purposes. Strictly, even a [li'o](#) should appear in the form *li'osa'a*, since the [li'o](#) was not part of the original quotation. In practice, this and other forms which are already associated with metalinguistic expressions, such as [sei](#) (of selma'o SEI) or [to'i](#) (of selma'o TO) need not be marked except where confusion might result.

In the rare case that the quoted material already contains one or more instances of [sa'a](#), they can be changed to *sa'asa'a*.

The cmavo [xu](#) marks truth questions, which are discussed in detail in [Section 15.8](#). In general, [xu](#) may be translated “ Is it true that ... ? ” and questions whether the attached bridi is true. When [xu](#) is attached to a specific word or construct, it directs the focus of the question to that word or construct.

Lojban question words, unlike those of English, frequently do not stand at the beginning of the question. Placing the cmavo [pau](#) at the beginning of a bridi helps the listener realize that the bridi is a question, like the symbol at the beginning of written Spanish questions that looks like an upside-down question mark. The listener is then warned to watch for the actual question word.

Although [pau](#) is grammatical in any location (like all indicators), it is not really useful except at or near the beginning of a bridi. Its scalar opposite, [paunai](#), signals that a bridi is not really a question despite its form. This is what we call in English a rhetorical question: an example appears in the English text near the beginning of [Section 13.11](#).

The cmavo [pe'a](#) is the indicator of figurative speech, indicating that the previous

word should be taken figuratively rather than literally:

Example 13.91.

miviskale blanupe'a zdani
I see the blue [figurative]house.

I see the “ blue ” house.

Here the house is not blue in the sense of color, but in some other sense, whose meaning is entirely culturally dependent. The use of *pe'a* unambiguously marks a cultural reference: *blanu* in [Example 13.91](#) could mean “ sad ” (as in English) or something completely different.

The negated form, *pe'anai* , indicates that what has been said is to be interpreted literally, in the usual way for Lojban; natural-language intuition is to be ignored.

Alone among the cmavo of selma'o UI, *pe'a* has a rafsi, namely *pev* . This rafsi is used in forming figurative (culturally dependent) *lujvo*, whose place structure need have nothing to do with the place structure of the components. Thus *risnyjelca* (heart burn) might have a place structure like:

x₁ is the heart of x₂ , burning in atmosphere x₃ at temperature x₄

whereas *pevrisnyjelca* , explicitly marked as figurative, might have the place structure:

x₁ is indigestion/heartburn suffered by x₂

which obviously has nothing to do with the places of either *risna* or *jelca* .

The uses of *bi'u* and *bi'unai* correspond to one of the uses of the English articles “ the ” and “ a/an ” . An English-speaker telling a story may begin with “ I saw a man who ... ” . Later in the story, the same man will be referred to with the phrase “ the man ” . Lojban does not use its articles in the same way: both “ a man ” and “ the man ” would be translated *le nanmu* , since the speaker has in mind a specific man. However, the first use might be marked *le bi'u nanmu* , to indicate that this is a new man, not mentioned before. Later uses could correspondingly be tagged *le bi'unai nanmu* .

Most of the time, the distinction between *bi'u* and *bi'unai* need not be made, as the listener can infer the right referent. However, if a different man were referred to still later in the story, *le bi'u nanmu* would clearly show that this man was different from the previous one.

Finally, the indicator *ge'e* has been discussed in [Section 13.8](#) and [Section 13.10](#). It is used to express an attitude which is not covered by the existing set, or to avoid expressing any attitude.

Another use for *ge'e* is to explicitly avoid expressing one's feeling on a given scale; in this use, it functions like a member of selma'o CAI: *.iige'e* means roughly " I'm not telling whether I'm afraid or not. "

kau indirect question

This cmavo is explained in detail in [Section 11.8](#). It marks the word it is attached to as the focus of an indirect question:

Example 13.92.

midjunole du'u dakau klamale zarci
I know the predication-of-somebody-[indirect?] goes to-the store.

I know who goes to the store.

13.14. Vocative scales

" Vocatives " are words used to address someone directly; they precede and mark a name used in direct address, just as *la* (and the other members of selma'o LA) mark a name used to refer to someone. The vocatives actually are indicators - in fact, discursives - but the need to tie them to names and other descriptions of listeners requires them to be separated from selma'o UI. But like the cmavo of UI, the members of selma'o COI can be " negated " with *nai* to get the opposite part of the scale.

Because of the need for redundancy in noisy environments, the Lojban design does not compress the vocatives into a minimum number of scales. Doing so would make a non-redundant *nai* too often vital to interpretation of a protocol signal, as explained later in this section.

The grammar of vocatives is explained in [Section 6.11](#); but in brief, a vocative may be followed by a cmevla (without *la*), a description (without *le* or its relatives), a complete sumti, or nothing at all (if the addressee is obvious from the context). There is an elidable terminator, *do'u* (of selma'o DOhU) which is almost never required unless no cmevla (or other indication of the addressee) follows the vocative.

Using any vocative except *mi'e* (explained below) implicitly defines the meaning of the pro-sumti *do*, as the whole point of vocatives is to specify the listener, or at any rate the desired listener – even if the desired listener isn't listening! We will use the terms “ speaker ” and “ listener ” for clarity, although in written Lojban the appropriate terms would be “ writer ” and “ reader ” .

In the following list of vocatives, the translations include the symbol X. This represents the name (or identifying description, or whatever) of the listener.

The cmavo *doi* is the general-purpose vocative. It is not considered a scale, and *doinai* is not grammatical. In general, *doi* needs no translation in English (we just use names by themselves without any preceding word, although in poetic styles we sometimes say “ Oh X ” , which is equivalent to *doi*). One may attach an attitudinal to *doi* to express various English vocatives. For example, *doi .io* means “ Sir/Madam! ” , whereas *doi .ionai* means “ You there! ” .

coigreetings

“ Hello, X ” ; “ Greetings, X ” ; indicates a greeting to the listener.

co'opartings

“ Good-bye, X ” ; indicates parting from immediate company by either the speaker or the listener. *coico'o* means “ greeting in passing ” .

ju'i[jundi]attention at ease ignore me/us

“ Attention/Lo/Hark/Behold/Hey!/Listen, X ” ; indicates an important communication that the listener should listen to.

nu'e[nupre]promise release promise non-promise

“ I promise, X ” ; indicates a promise to the listener. In some contexts, *nu'e* may be prefixed to an oath or other formal declaration.

ta'a[tavla]interruption

“ I interrupt, X ” , “ I desire the floor, X ” ; a vocative expression to (possibly) interrupt and claim the floor to make a statement or expression. This can be used for both rude and polite interruptions, although rude interruptions will probably tend not to use a vocative at all. An appropriate response to an interruption might be [re'i](#) (or [re'inai](#) to ignore the interruption).

pe'u[cpedu]request

“ Please, X ” ; indicates a request to the listener. It is a formal, non-attitudinal, equivalent of [.e'o](#) with a specific recipient being addressed. On the other hand, [.e'o](#) may be used when there is no specific listener, but merely a “ sense of petition floating in the air ” , as it were.

ki'e[ckire]appreciation; gratitude disappreciation; ingratitude

“ Thank you, X ” ; indicates appreciation or gratitude toward the listener. The usual response is [je'e](#) , but [fi'i](#) is appropriate on rare occasions: see the explanation of [fi'i](#) .

fi'i[friti]welcome; offering unwelcome; inhospitality

“ At your service, X ” ; “ Make yourself at home, X ” ; offers hospitality (possibly in response to thanks, but not necessarily) to the listener. Note that [fi'i](#) is *not* the equivalent of American English “ You're welcome ” as a mechanical response to “ Thank you ” ; that is [je'e](#) , as noted below.

be'e[benji]request to send

“ Request to send to X ” ; indicates that the speaker wishes to express something, and wishes to ensure that the listener is listening. In a telephone conversation, can be used to request the desired conversant(s). A more colloquial equivalent is “ Hello? Can I speak to X? ” .

re'i[bredi]ready to receive not ready

“ Ready to receive, X ” ; indicates that the speaker is attentive and awaiting communication from the listener. It can be used instead of [mi'e](#) to respond when called to the telephone. The negative form can be used to prevent the listener from continuing to talk when the speaker is unable to pay attention: it can be translated “ Hold on! ” or “ Just a minute ” .

mu'o[mulno]completion of utterance more to follow

“ Over, X ” ; indicates that the speaker has completed the current utterance and is ready to hear a response from the listener. The negative form signals that the pause or non-linguistic sound which follows does not represent the end of the current utterance: more colloquially, “ I'm not done talking! ”

je'e[jimpe]successful receipt unsuccessful receipt

“ Roger, X! ” , “ I understand ” ; acknowledges the successful receipt of a communication from the listener. The negative form indicates failure to receive correctly, and is usually followed by [ke'o](#). The colloquial English equivalents of [je'e](#) and [je'enai](#) are the grunt typically written “ uh-huh ” and “ What?/Excuse me? ” . [je'e](#) is also used to mean “ You're welcome ” when that is a response to “ Thank you ” .

vi'o will comply will not comply

“ Wilco, X ” , “ I understand and will comply ” . Similar to [je'e](#) but signals an intention (similar to [.ai](#)) to comply with the other speaker's request. This cmavo is the main way of saying “ OK ” in Lojban, in the usual sense of “ Agreed! ” , although [.ie](#) carries some of the same meaning. The negative form indicates that the message was received but that you will not comply: a very colloquial version is “ No way! ” .

ke'o[krefu]please repeat no repeat needed

“ What did you say, X? ” ; a request for repetition or clarification due to unsuccessful receipt or understanding. This is the vocative equivalent of [ki'a](#), and is related to [je'enai](#). The negative form may be rendered “ Okay, already; I

get the point! ”

fe'o [fanmo] end of communication not done

“ Over and out, X ” ; indicates completion of statement(s) and communication directed at the identified person(s). Used to terminate a letter if a signature is not required because the sender has already been identified (as in memos). The negative form means “ Wait, hold it, we're not done! ” and differs from *mu'onai* in that it means more exchanges are to follow, rather than that the current exchange is incomplete. Do not confuse *fe'o* with *fa'o* (selma'o FAhO) which is a mechanical, extra-grammatical signal that a text is complete. One may say *fe'o* to one participant of a multi-way conversation and then go on speaking to the others.

mi'e [cmavo: mi] self-identification non-identification

“ And I am X ” ; a generalized self-vocative. Although grammatically just like the other members of selma'o COI, *mi'e* is quite different semantically. In particular, rather than specifying the listener, the person whose name (or description) follows *mi'e* is taken to be the speaker. Therefore, using *mi'e* specifies the meaning of the pro-sumti *mi*. It can be used to introduce oneself, to close letters, or to identify oneself on the telephone.

This cmavo is often combined with other members of COI: *fe'omi'e* would be an appropriate closing at the end of a letter; *re'imi'e* would be a self-vocative used in delayed responses, as when called to the phone, or possibly in a roll-call. As long as the *mi'e* comes last, the following name is that of the speaker; if another COI cmavo is last, the following name is that of the listener. It is not possible to name both speaker and listener in a single vocative expression, but this fact is of no importance, because wherever one vocative expression is grammatical, any number of consecutive ones may appear.

The negative form denies an identity which someone else has attributed to you; *mi'enai .djan*. means that you are saying you are not John.

Many of the vocatives have been listed with translations which are drawn from radio use: “ roger ” , “ wilco ” , “ over and out ” . This form of translation does not mean that Lojban is a language of CB enthusiasts, but rather that in most natural languages these forms are so well handled by the context that only in specific domains (like speaking on the radio) do they need special words. In Lojban, dependence on the context can be dangerous, as speaker and listener may not

share the right context, and so the vocatives provide a formal protocol for use when it is appropriate. Other appropriate contexts include computer communications and parliamentary procedure: in the latter context, the protocol question *ta'apei* would mean “ Will the speaker yield? ”

13.15. A sample dialogue

The following dialogue in Lojban illustrates the uses of attitudinals and protocol vocatives in conversation. The phrases enclosed in *sei ... se'u* indicate the speaker of each sentence.

la .rik. .e la .alis. eu nerkla le kafybarja
That-name Rick and that-named Alice in-comego to-the coffee-bar.

Rick and Alice go into the coffee bar.

.isei la .rik. cuskuse'u
[Comment] that-named Rick says, [end-comment]
ta'a ro zvati beti
[Interrupt] all at this-place,
miba za speni ti .iu
I [future][medium] am-spouse-to this-one [love].

Rick said, “ Sorry to break in, everybody. Pretty soon I'm getting married to my love here. ”

.isei la .djordj. cuskuse'u
[Comment] that-named George says, [end-comment]
.a'o ko gleki doima
[Hope][You-imperative] are-happy, O [who?]

George said, “ I hope you'll be happy, um, ...? ”

.isei la .pam. cuskuse'u pe'u .alis.
[Comment] that-named Pam says, [end-comment][Please] Alice,
xu miba terfriti le nunspenybi'o
[Is-it-true?] I [future] receive-offer-of the event-of-spouse-becoming?

Pam said, “ Please, Alice, am I going to be invited to the wedding? ”

.isei la .mark. cuskuse'u
[Comment] that-named Mark says, [end-comment]
coi ba za speni

[Greetings][future][medium] spouse(s),
a'o le re do lifri le ka gleki
[Hope]the two of-you experience the property-of being-happy.

Mark said, " Hello, spouses-to-be. I hope both of you will be very happy. "

.isei la .rik. cuskuse'u
[Comment]that-named Rick says, [end-comment]
mi'e .rik. doiterpreti
[I-am]Rick, O questioners.

Rick said, " My name is Rick, for those of you who want to know. "

.isei la .alis. cuskuse'u
[Comment]that-named Alice says, [end-comment]
nu'e .pam. .o'e ro'i do ba zvati
[Promise-to]Pam, [closeness][emotional]you [future]are-at.

Alice said, " I promise you'll be there, Pam honey. "

.isei la .fred. cuskuse'u
[Comment]that-named Fred says, [end-comment]
.ui nai cai ro'i miji'a
[Happy][not][maximal][emotional]I [additionally]
pramila .alis. fe'o .rik.
love that-named Alice. [Over-and-out-to]Rick.

" I love Alice too, " said Fred miserably. " Have a nice life, Rick. "

.ila .fred. cliva
that-named Fred leaves.

And he left.

.isei la .rik. cuskuse'u
[Comment]that-named Rick says, [end-comment]
fi'i ro zvati
[Welcome-to]all at-place,
ko pinxepa ckafi fi'o pleji mi
[You-imperative]drink one coffee with payer me.

Rick said, raising his voice, " A cup of coffee for the house, on me. "

.isei la .pam.cuskuse'u
[Comment]that-namedPam says, [end-comment]
be'e selfu
[Request-to-speak-to]server.

Pam said, " Waiter! "

.isei le selfu cucuskuse'u re'i
[Comment]theserver says, [end-comment][Ready-to-receive].

The waiter replied, " May I help you? "

.isei la .pam.cuskuse'u
[Comment]that-namedPam says, [end-comment]
.e'o ko selfu le traji xamguckafi
[Petition][You-imperative]serve the (superlatively good) coffee
le ba za speni fi'o pleji mi
to-the[future][medium]spouse with payer me.

Pam said, " One Jamaica Blue for the lovebirds here, on my tab. "

.isei le selfu cucuskuse'u vi'o
[Comment]theserver says, [end-comment][Will-comply]

" Gotcha " , said the waiter.

.isei la .rik.cuskuse'u ki'e .pam.
[Comment]that-namedRick says, [end-comment][Thanks]Pam.

" Thanks, Pam " , said Rick.

.isei la .pam.cuskuse'u je'e
[Comment]that-namedPam says, [end-comment][Acknowledge].

" Sure " , said Pam.

.isei la .djan.cuskuse'u
[Comment]that-namedJohn says, [end-comment]
.y. mi.y. mutcespopa .y. le nu le speni
[Uh]I [uh]very [nonexistent-gismu][uh]the event-of the spouse
si .y. ba speni .y. .y. su .yyyyyy.mu'o
[erase][uh][future]spouse[uh][uh][erase-all][uh] [over]

John said, " I, er, a lotta, uh, marriage, upcoming marriage, Oh, forget it. Er, later. "

.isei la .djordj. cuskuse'u
[Comment]that-named George says, [end-comment]
ke'o .djan.zo'o
[Repeat-O]John [humor].

" How's that again, John? " said George.

.isei la .pam. cuskuse'u
[Comment]that-named Pam says, [end-comment]
ju'i .djordj. .e'unai le kabriba zi farlu
[Attention]George, [Warning]the cup [future][short]falls.

" George, watch out! " said Pam. " The cup's falling! "

.ile kabricuje'a farlu
The cup indeed falls.

The cup fell.

.isei la .djan. cuskuse'u
[Comment]that-named John says, [end-comment]
e'o doi.djordj. zo'o rapygau
[Petition]o George [humor]repeat-cause.

John said, " Try that again, George! "

.isei la .djordj. cuskuse'u
[Comment]that-named George says, [end-comment]
co'o ro zvati pe secau la .djan.ga'i
[Partings]all at-place which-are without that-named John [superiority]

" Goodbye to all of you, " said George sneeringly, " except John. "

.ila .djordj. cliva
that-named George leaves.

George left.

13.16. Tentative conclusion

The exact ramifications of the indicator system in actual usage are unknown. There has never been anything like it in natural language before. The system provides great potential for emotional expression and transcription, from which significant Sapir-Whorf effects can be anticipated. When communicating across cultural boundaries, where different indicators are often used for the same emotion, accidental offense can be avoided. If we ever ran into an alien race, a culturally neutral language of emotion could be vital. (A classic example, taken from the science fiction of Larry Niven, is to imagine speaking Lojban to the carnivorous warriors called Kzinti, noting that a human smile bares the teeth, and could be seen as an intent to attack.) And for communicating emotions to computers, when we cannot identify all of the signals involved in subliminal human communication (things like body language are also cultural), a system like this is needed.

We have tried to err on the side of overkill. There are distinctions possible in this system that no one may care to make in any culture. But it was deemed more neutral to overspecify and let usage decide, than to choose a limited set and constrain emotional expression. For circumstances in which even the current indicator set is not enough, it is possible using the cmavo *sei*, explained in [Section 19.12](#), to create metalinguistic comments that act like indicators.

We envision an evolutionary development. At this point, the system is little more than a mental toy. Many of you who read this will try playing around with various combinations of indicators, trying to figure out what emotions they express and when the expressions might be useful. You may even find an expression for which there currently is no good English word and start using it. Why not, if it helps you express your feelings?

There will be a couple dozen of these used pretty much universally - mostly just simple attitudinals with, at most, intensity markers. These are the ones that will quickly be expressed at the subconscious level. But every Lojbanist who plays with the list will bring in a couple of new words. Poets will paint emotional pictures, and people who identify with those pictures will use the words so created for their own experiences.

Just as a library of tanru is built up, so will a library of attitudes be built. Unlike the tanru, though, the emotional expressions are built on some fairly nebulous root emotions - words that cannot be defined with the precision of the gismu. The emotion words of Lojban will very quickly take on a life of their own, and the outline given here will evolve into a true system of emotions.

There are several theories as to the nature of emotion, and they change from year to year as we learn more about ourselves. Whether or not Lojban's additive/scalar emotional model is an accurate model for human emotions, it does support the linguistic needs for expressing those emotions. Researchers may learn more

about the nature of human emotions by exploring the use of the system by Lojban speakers. They also may be able to use the Lojban system as a means for more clearly recording emotions.

The full list of scales and attitudes will probably not be used until someone speaks the language from birth. Until then, people will use the attitudes that are important to them. In this way, we counter cultural bias - if a culture is prone to recognizing and/or expressing certain emotions more than others, its members will use only those out of the enormous set available. If a culture hides certain emotions, its members simply won't express them.

Perhaps native Lojban speakers will be more expressively clear about their emotions than others. Perhaps they will feel some emotions more strongly than others in ways that can be correlated with the word choices; any difference from the norms of other cultures could be significant. Psychologists have devised elaborate tests for measuring attitudes and personality; this may be the easiest area in which to detect any systematic cultural effect of the type sought to confirm Sapir-Whorf, simply because we already have tools in existence to test it. Because Lojban is unique among languages in having such extensive and expressive indicators, it is likely that a Sapir-Whorf effect will occur and will be recognized.

It is unlikely that we will know the true potential of a system like this one until and unless we have children raised entirely in a multi-cultural Lojban-speaking environment. We learn too many cultural habits in the realm of emotional communication " at our mother's knee " . Such children will have a Lojban system that has stronger reinforcement than any typical culture system. The second generation of such children, then, could be said to be the start of a true Lojbanic culture.

We shouldn't need to wait that long to detect significant effects. Emotion is so basic to our lives that even a small change or improvement in emotional communication would have immediately noticeable effects. Perhaps it will be the case that the most important contribution of our " logical language " will be in the non-logical realm of emotion!

Chapter 14. If wishes were horses: the Lojban connective system

The picture for chapter 14

14.1. Logical connection and truth tables

Lojban is a logical language: the name of the language itself means " logical

language ". The fundamentals of ordinary logic (there are variant logics, which aren't addressed in this book) include the notions of a " sentence " (sometimes called a " statement " or " proposition "), which asserts a truth or falsehood, and a small set of " truth functions " , which combine two sentences to create a new sentence. The truth functions have the special characteristic that the truth value (that is, the truth or falsehood) of the results depends only on the truth value of the component sentences. For example,

Example 14.1.

John is a man or James is a woman.

is true if " John is a man " is true, or if " James is a woman " is true. If we know whether John is a man, and we know whether James is a woman, we know whether " John is a man or James is a woman " is true, provided we know the meaning of " or " . Here " John is a man " and " James is a woman " are the component sentences.

We will use the phrase " negating a sentence " to mean changing its truth value. An English sentence may always be negated by prefixing " It is false that ... " , or more idiomatically by inserting " not " at the right point, generally before the verb. " James is not a woman " is the negation of " James is a woman " , and vice versa. Recent slang can also negate a sentence by following it with the exclamation " Not! "

Words like " or " are called " logical connectives " , and Lojban has many of them, as befits a logical language. This chapter is mostly concerned with explaining the forms and uses of the Lojban logical connectives. There are a number of other logical connectives in English such as " and " , " and/or " , " if " , " only if " , " whether or not " , and others; however, not every use of these English words corresponds to a logical connective. This point will be made clear in particular cases as needed. The other English meanings are supported by different Lojban connective constructs.

The Lojban connectives form a system (as the title of this chapter suggests), regular and predictable, whereas natural-language connectives are rather less systematic and therefore less predictable.

There exist 16 possible different truth functions. A truth table is a graphical device for specifying a truth function, making it clear what the value of the truth function is for every possible value of the component sentences. Here is a truth table for " or " :

first	second	result
True	True	True

first	second	result
True	False	True
False	True	True
False	False	False

This table means that if the first sentence stated is true, and the second sentence stated is true, then the result of the truth function is also true. The same is true for every other possible combination of truth values except the one where both the first and the second sentences are false, in which case the truth value of the result is also false.

Suppose that "John is a man" is true (and "John is not a man" is false), and that "James is a woman" is false (and "James is not a woman" is true). Then the truth table tells us that

"John is a man, or James is not a woman" (true true) is true
 "John is a man, or James is a woman" (true, false) is true
 "John is not a man, or James is not a woman" (false, true) is true
 "John is not a man, or James is a woman" (false, false) is false

Note that the kind of "or" used in this example can also be expressed (in formal English) with "and/or". There is a different truth table for the kind of "or" that means "either ... or ... but not both".

To save space, we will write truth tables in a shorter format henceforth. Let the letters T and F stand for True and False. The rows will always be given in the order shown above: TT, TF, FT, FF for the two sentences. Then it is only necessary to give the four letters from the result column, which can be written TTTF, as can be seen by reading down the third column of the table above. So TTTF is the abbreviated truth table for the "or" truth function. Here are the 16 possible truth functions, with an English version of what it means to assert that each function is, in fact, true ("first" refers to the first sentence, and "second" to the second sentence):

TTTT (always true)
 TTTF first is true and/or second is true.
 TTFT first is true if second is true.
 TTFF first is true whether or not second is true.
 TFTT first is true only if second is true.
 TFTF whether or not first is true, second is true.
 TFFT first is true if and only if second is true.
 TFFF first is true and second is true
 FTTT first and second are not both true.
 FTTF first or second is true, but not both.
 FTFT whether or not first is true, second is false.

F₁T₂F₁F₂ first is true, but second is false.
F₁F₂T₁T₂ first is false whether or not second is true.
F₁F₂T₁F₂ first is false, but second is true.
F₁F₂F₁T₂ neither first nor second is true.
F₁F₂F₁F₂ (always false)

Skeptics may work out the detailed truth tables for themselves.

14.2. The four basic vowels

Lojban regards four of these 16 truth functions as fundamental, and assigns them the four vowels A , E , O , and U . These letters do not represent actual cmavo or selma'o, but rather a component vowel from which actual logical-connective cmavo are built up, as explained in the next section. Here are the four vowels, their truth tables, and rough English equivalents:

A T₁T₂T₁F₂ or, and/or
E T₁F₂F₁F₂ and
O T₁F₂F₁T₂ if and only if
U T₁T₂F₁F₂ whether or not

More precisely:

A is true if either or both sentences are true
E is true if both sentences are true, but not otherwise
O is true if the sentences are both true or both false
U is true if the first sentence is true, regardless of the truth value of the second sentence

With the four vowels, the ability to negate either sentence, and the ability to exchange the sentences, as if their order had been reversed, we can create all of the 16 possible truth functions except T₁T₂T₁T₂ and F₁F₂F₁F₂, which are fairly useless anyway. The following table illustrates how to create each of the 14 remaining truth functions:

T₁T₂T₁F₂ A
T₁F₂T₁F₂ A with second sentence negated
T₁F₂F₁F₂ U
T₁F₂T₁T₂ A with first sentence negated
T₁F₂F₁T₂ U with sentences exchanged
T₁F₂F₁T₂ O
T₁F₂F₁F₂ E
F₁T₂T₁T₂ A with both sentences negated
F₁T₂T₁F₂ O with either first or second negated (not both)

FTFTU with sentences exchanged and then second negated
FTFFE with second sentence negated
FFTTU with first sentence negated
FFTFE with first sentence negated
FFFTE with both sentences negated

Note that exchanging the sentences is only necessary with U . The three other basic truth functions are commutative; that is, they mean the same thing regardless of the order of the component sentences. There are other ways of getting some of these truth tables; these just happen to be the methods usually employed.

14.3. The six types of logical connectives

In order to remain unambiguous, Lojban cannot have only a single logical connective for each truth function. There are many places in the grammar of the language where logical connection is permitted, and each must have its appropriate set of connectives. If the connective suitable for sumti were used to connect selbri, ambiguity would result.

Consider the English sentence:

Example 14.2.

Mary went to the window and ...

where the last word could be followed by “ the door ” , a noun phrase, or by “ saw the horses ” , a sentence with subject omitted, or by “ John went to the door ” , a full sentence, or by one of a variety of other English grammatical constructions. Lojban cannot tolerate such grammatical looseness.

Instead, there are a total of five different selma'o used for logical connection: A, GA, GIhA, GUhA, and JA. Each of these includes four cmavo, one based on each of the four vowels, which is always the last vowel in the cmavo. In selma'o A, the vowel is the entire cmavo.

Thus, in selma'o A, the cmavo for the function A is .a. (Do not confuse A, which is a selma'o, with A , which is a truth function, or .a , which is a cmavo.) Likewise, the cmavo for E in selma'o GIhA is gi'e, and the cmavo for U in selma'o GA is gu. This systematic regularity makes the cmavo easier to learn.

Obviously, four cmavo are not enough to express the 14 truth functions explained in [Section 14.1](#) . Therefore, compound cmavo must be used. These compound cmavo follow a systematic pattern: each has one cmavo from the five logical

connection selma'o at its heart, and may also contain one or more of the auxiliary cmavo *se*, *na*, or *nai*. Which auxiliaries are used with which logical connection cmavo, and with what grammar and meaning, will be explained in the following sections. The uses of each of these auxiliary cmavo relates to its other uses in other parts of Lojban grammar.

For convenience, each of the types of compound cmavo used for logical connection is designated by a Lojban name. The name is derived by changing the final “-A” of the selma'o name to “-ek”; the reasons for using “-ek” are buried deep in the history of the Loglan Project. Thus, compound cmavo based on selma'o A are known as eks, and those based on selma'o JA are known as jeks. (When writing in English, it is conventional to use “eks” as the plural of “ek”.) When the term “logical connective” is used in this chapter, it refers to one or more of these kinds of compound cmavo.

Why does the title of this section refer to “six types” when there are only five selma'o? A jek may be preceded by *i*, the usual Lojban cmavo for connecting two sentences. The compound produced by *i* followed by a jek is known as an ijek. It is useful to think of ijeks as a sixth kind of logical connective, parallel to eks, jeks, gek, giheks, and guheks.

There also exist giks, joiks, ijoiks, and joigiks, which are not logical connectives, but are other kinds of compound cmavo which will be introduced later.

14.4. Logical connection of bridj

Now we are ready to express [Example 14.1](#) in Lojban! The kind of logical connective which is placed between two Lojban bridj to connect them logically is an ijek:

Example 14.3.

la .djan.nanmu .ijala .djeimyz.ninmu
That-namedJohn is-a-man or that-namedJames is-a-woman.

Here we have two separate Lojban bridj, *la .djan. nanmu* and *la .djeimyz. ninmu*. These bridj are connected by *ija*, the ijek for the truth function A. The *i* portion of the ijek tells us that we are dealing with separate sentences here. Similarly, we can now say:

Example 14.4.

la .djan.nanmu .ije la .djeimyz.ninmu
That-namedJohn is-a-man and that-namedJames is-a-woman.

Example 14.5.

la .djan.nanmu .ijo la .djeimyz.ninmu
 That-namedJohn is-a-man if-and-only-if that-namedJames is-a-woman.

Example 14.6.

la .djan.nanmu .iju la .djeimyz.ninmu
 That-namedJohn is-a-man whether-or-not that-namedJames is-a-woman.

To obtain the other truth tables listed in [Section 14.2](#), we need to know how to negate the two bridi which represent the component sentences. We could negate them directly by inserting *na* before the selbri, but Lojban also allows us to place the negation within the connective itself.

To negate the first or left-hand bridi, prefix *na* to the JA cmavo but after the *i*. To negate the second or right-hand bridi, suffix *-nai* to the JA cmavo. In either case, the negating word is placed on the side of the connective that is closest to the bridi being negated.

So to express the truth table FTTF, which requires O with either of the two bridi negated (not both), we can say either:

Example 14.7.

la .djan.nanmu .inajo la .djeimyz.ninmu
 That-namedJohn is-not-a-man if-and-only-if that-namedJames is-a-woman.

Example 14.8.

la .djan.nanmu .ijonai la .djeimyz.ninmu
 That-namedJohn is-a-man if-and-only-if that-namedJames is-not-a-woman.

The meaning of both [Example 14.7](#) and [Example 14.8](#) is the same as that of:

Example 14.9.

John is a man or James is a woman, but not both.

Here is another example:

Example 14.10.

la .djan.nanmu .ijanaila .djeimyz.ninmu
That-namedJohn is-a-man or that-namedJames is-not-a-woman.

John is a man if James is a woman.

How's that again? Are those two English sentences in [Example 14.10](#) really equivalent? In English, no. The Lojban TTFT truth function can be glossed “ A if B ”, but the “ if ” does not quite have its English sense. [Example 14.10](#) is true so long as John is a man, even if James is not a woman; likewise, it is true just because James is not a woman, regardless of John's gender. This kind of “ if-then ” is technically known as a “ material conditional ”.

Since James is not a woman (by our assertions in [Section 14.1](#)), the English sentence “ John is a man if James is a woman ” seems to be neither true nor false, since it assumes something which is not true. It turns out to be most convenient to treat this “ if ” as TTFT, which on investigation means that [Example 14.10](#) is true. [Example 14.11](#), however, is equally true:

Example 14.11.

la .djan.ninmu .ijanaila .djeimyz.ninmu
That-namedJohn is-a-woman if that-namedJames is-a-woman.

This can be thought of as a principle of consistency, and may be paraphrased as follows: “ If a false statement is true, any statement follows from it. ” All uses of English “ if ” must be considered very carefully when translating into Lojban to see if they really fit this Lojban mold.

[Example 14.12](#), which uses the TFFT truth function, is subject to the same rules: the stated gloss of TFFT as “ only if ” works naturally only when the right-hand bridi is false; if it is true, the left-hand bridi may be either true or false. The last gloss of [Example 14.12](#) illustrates the use of “ if ... then ” as a more natural substitute for “ only if ”.

Example 14.12.

la .djan.nanmu .inajala .djeimyz.ninmu
That-namedJohn is-not-a-man or that-namedJames is-a-woman.

John is a man only if James is a woman.

If John is a man, then James is a woman.

The following example illustrates the use of [se](#) to, in effect, exchange the two sentences. The normal use of [se](#) is to (in effect) transpose places of a bridi, as explained in [Section 5.11](#).

Example 14.13.

la .djan. nanmu .iseju la .djeimyz. ninmu

Whether or not John is a man, James is a woman.

If both [na](#) and [se](#) are present, which is legal but never necessary, [na](#) would come before [se](#).

The full syntax of ijeks, therefore, is:

.i [na] [se] JA [nai]

where the cmavo in brackets are optional.

14.5. Forethought bridi connection

Many concepts in Lojban are expressible in two different ways, generally referred to as “afterthought” and “forethought”. [Section 14.4](#) discussed what is called “afterthought bridi logical connection”. The word “afterthought” is used because the connective cmavo and the second bridi were added, as it were, afterwards and without changing the form of the first bridi. This form might be used by someone who makes a statement and then wishes to add or qualify that statement after it has been completed. Thus,

Example 14.14.

la .djan. nanmu

is a complete bridi, and adding an afterthought connection to make

Example 14.15.

la .djan. nanmu .ija la .djeimyz. ninmu

John is a man or James is a woman (or both)

provides additional information without requiring any change in the form of what has come before; changes which may not be possible or practical, especially in speaking. (The meaning, however, may be changed by the use of a negating connective.) Afterthought connectives make it possible to construct all the important truth-functional relationships in a variety of ways.

In forethought style the speaker decides in advance, before expressing the first bridi, that a logical connection will be expressed. Forethought and afterthought connectives are expressed with separate selma'o. The forethought logical connectives corresponding to afterthought ijeks are geks:

Example 14.16.

ga la .djan. nanmu gila .djeimyz. ninmu

Either John is a man or James is a woman (or both).

ga is the cmavo which represents the A truth function in selma'o GA. The word *gi* does not belong to GA at all, but constitutes its own selma'o: it serves only to separate the two bridi without having any content of its own. The English translation of *ga*... *gi* is " either ... or " , but in the English form the truth function is specified both by the word " either " and by the word " or " : not so in Lojban.

Even though two bridi are being connected, geks and giks do not have any *i* in them. The forethought construct binds up the two bridi into a single sentence as far as the grammar is concerned.

Some more examples of forethought bridi connection are:

Example 14.17.

ge la .djan. nanmu gila .djeimyz. ninmu

(It is true that) both John is a man and James is a woman.

Example 14.18.

gu la .djan. nanmu gila .djeimyz. ninmu

It is true that John is a man, whether or not James is a woman.

It is worth emphasizing that [Example 14.18](#) does not assert that James is (or is not) a woman. The *gu* which indicates that *la .djeimyz. ninmu* may be true or false is unfortunately rather remote from the bridi thus affected.

Perhaps the most important of the truth functions commonly expressed in forethought is TFTT, which can be paraphrased as “ if ... then ... ” :

Example 14.19.

ganai la .djan. nanmu gi la .djeimyz. ninmu
Either that-named John is-not-a-man, or that-named James is-a-woman.

If John is a man, then James is a woman.

Note the placement of the *nai* in [Example 14.19](#). When added to afterthought selma'o such as JA, a following *nai* negates the second bridi, to which it is adjacent. Since GA cmavo precede the first bridi, a following *nai* negates the first bridi instead.

Why does English insist on forethought in the translation of [Example 14.19](#)? Possibly because it would be confusing to seemingly assert a sentence and then make it conditional (which, as the Lojban form shows, involves a negation). Truth functions which involve negating the first sentence may be confusing, even to the Lojbanic understanding, when expressed using afterthought.

It must be reiterated here that not every use of English “ if ... then ” is properly translated by *.i na ja* or *ganai ... gi*; anything with implications of time needs a somewhat different Lojban translation, which will be discussed in [Section 14.18](#). Causal sentences like “ If you feed the pig, then it will grow ” are not logical connectives of any type, but rather need a translation using *rinka* as the selbri joining two event abstractions, thus:

Example 14.20.

le nu do cidjadundafi le xarju
The event-of (you food give to the pig)
curinka le nu ri ba banro
causes the event-of (it will grow).

Causality is discussed in far more detail in [Section 9.7](#).

[Example 14.21](#) and [Example 14.22](#) illustrates a truth function, FTTF, which needs to negate either the first or the second bridi. We already understand how to negate the first bridi:

Example 14.21.

gonaila .djan. nanmu gila .djeimyz. ninmu

John is not a man if and only if James is a woman.

Either John is a man or James is a woman but not both.

How can the second bridi be negated? By adding *-nai* to the [gi](#).

Example 14.22.

gola .djan. nanmu ginaila .djeimyz. ninmu

John is a man if and only if James is not a woman.

Either John is a man or James is a woman but not both.

A compound cmavo based on [gi](#) is called a gik; the only giks are [gi](#) itself and [ginai](#).

Further examples:

Example 14.23.

gela .djan. nanmu ginaila .djeimyz. ninmu

John is a man and James is not a woman.

Example 14.24.

ganaila .djan. nanmu ginaila .djeimyz. ninmu

John is not a man or James is not a woman.

The syntax of geks is:

[se] GA [nai]

and of giks (which are not themselves connectives, but part of the machinery of forethought connection) is:

gi[nai]

14.6. sumti connection

Geks and ijeks are sufficient to state every possible logical connection between two bridi. However, it is often the case that two bridi to be logically connected have one or more portions in common:

Example 14.25.

la .djan. klama le zarci .ije la .alis. klama le zarci

John goes to the market, and Alice goes to the market.

Here only a single sumti differs between the two bridi. Lojban does not require that both bridi be expressed in full. Instead, a single bridi can be given which contains both of the different sumti and uses a logical connective from a different selma'o to combine the two sumti:

Example 14.26.

la djan .e la .alis. klamale zarci
That-named John and that-named Alice go-to the market.

[Example 14.26](#) means exactly the same thing as [Example 14.25](#): one may be rigorously transformed into the other without any change of logical meaning. This rule is true in general for every different kind of logical connection in Lojban; all of them, with one exception (see [Section 14.12](#)), can always be transformed into a logical connection between sentences that expresses the same truth function.

The afterthought logical connectives between sumti are eks, which contain a

connective *cmavo* of *selma'o A*. If *ijeks* were used in [Example 14.26](#), the meaning would be changed:

Example 14.27.

la .djan. .ije
That-named John [is/does-something]. And
la .alis. klama le zarci
that-named Alice goes-to the market.

leaving the reader uncertain why John is mentioned at all.

Any *ek* may be used between *sumti*, even if there is no direct English equivalent:

Example 14.28.

la .djan. .o la .alis. klama le zarci
That-named John if-and-only-if that-named Alice goes-to the market.

John goes to the market if, and only if, Alice does.

The second line of [Example 14.27](#) is highly stilted English, but the first line (of which it is a literal translation) is excellent Lojban.

What about forethought *sumti* connection? As is the case for *bridi* connection, *geks* are appropriate. They are not the only *selma'o* of forethought logical-connectives, but are the most commonly used ones.

Example 14.29.

ga la .djan. gi la .alis. klama le zarci

Either John or Alice (or both) goes to the market.

Of course, *eks* include all the same patterns of compound *cmavo* that *ijeks* do. When *na* or *se* is part of an *ek*, a special writing convention is invoked, as in the following example:

Example 14.30.

la .djan. na. a la .alis. klama le zarci

That-namedJohn only-ifthat-namedAlice goes-to the market.

John goes to the market only if Alice does.

Note the period in [na.a](#). The cmavo of A begin with vowels, and therefore must always be preceded by a pause. It is conventional to write all connective compounds as single words (with no spaces), but this pause must still be marked in writing as in speech; otherwise, the [na](#) and [.a](#) would tend to run together.

14.7. More than two propositions

So far we have seen logical connectives used to connect exactly two sentences. How about connecting three or more? Is this possible in Lojban? The answer is yes, subject to some warnings and some restrictions.

Of the four primitive truth functions A , E , O , and U , all but O have the same truth values no matter how their component sentences are associated in pairs. Therefore,

Example 14.31.

midotco .ije miricfu .ije minanmu
I am-German.And I am-rich.And I am-a-man.

means that all three component sentences are true. Likewise,

Example 14.32.

midotco .ija miricfu .ija minanmu
I am-German.Or I am-rich.Or I am-a-man.

means that one or more of the component sentences is true.

O , however, is different. Working out the truth table for

Example 14.33.

midotco .ijo miricfu .ijo minanmu
I am-German.If-and-only-if I am-rich.If-and-only-if I am-a-man.

shows that [Example 14.33](#) does not mean that either I am all three of these things

or none of them; instead, an accurate translation would be:

Of the three properties – German-ness, wealth, and manhood – I possess either exactly one or else all three.

Because of the counterintuitiveness of this outcome, it is safest to avoid O with more than two sentences. Likewise, the connectives which involve negation also have unexpected truth values when used with more than two sentences.

In fact, no combination of logical connectives can produce the “ all or none ” interpretation intended (but not achieved) by [Example 14.33](#) without repeating one of the bridi. See [Example 14.48](#).

There is an additional difficulty with the use of more than two sentences. What is the meaning of:

Example 14.34.

minelcila .djan.ije minelcila .martas.
I like that-named John. And I like that-named Martha.
.ija minelcila .meris.
Or I like that-named Mary.

Does this mean:

Example 14.35.

I like John, and I like either Martha or Mary or both.

Or is the correct translation:

Example 14.36.

Either I like John and I like Martha, or I like Mary, or both.

[Example 14.36](#) is the correct translation of [Example 14.34](#). The reason is that Lojban logical connectives pair off from the left, like many constructs in the language. This rule, called the left-grouping rule, is easy to forget, especially when intuition pulls the other way. Forethought connectives are not subject to this problem:

Example 14.37.

ga ge minelcila .djan.
Either(BothI like that-namedJohn
gi minelcila .martas.
andI like that-namedMartha)
gi minelcila .meris.
orI like that-namedMary.

is equivalent in meaning to [Example 14.34](#), whereas

Example 14.38.

ge minelcila .djan.
BothI like that-namedJohn
gi ga minelcila .martas.
and(EitherI like that-namedMartha
gi minelcila .meris.
orI like that-namedMary).

is not equivalent to [Example 14.34](#), but is instead a valid translation into Lojban, using forethought, of [Example 14.35](#).

14.8. Grouping of afterthought connectives

There are several ways in Lojban to render [Example 14.35](#) using afterthought only. The simplest method is to make use of the cmavo [bo](#) (of selma'o BO). This cmavo has several functions in Lojban, but is always associated with high precedence and short scope. In particular, if [bo](#) is placed after an ijek, the result is a grammatically distinct kind of ijek which overrides the regular left-grouping rule. Connections marked with [bo](#) are interpreted before connections not so marked. [Example 14.39](#) is equivalent in meaning to [Example 14.38](#):

Example 14.39.

minelcila .djan..ije minelcila .martas.
I like that-namedJohn, andI like that-namedMartha
.ijabominelcila .meris.
or I like that-namedMary.

The English translation feebly indicates with a comma what the Lojban marks far more clearly: the “ I like Martha ” and “ I like Mary ” sentences are joined by [.ija](#) first, before the result is joined to “ I like John ” by [.ije](#).

Eks can have *bo* attached in exactly the same way, so that [Example 14.40](#) is equivalent in meaning to [Example 14.39](#):

Example 14.40.

mi nelci la .djan. .e la .martas. .abo la .meris.

Forethought connectives, however, never can be suffixed with *bo*, for every use of forethought connectives clearly indicates the intended pattern of grouping.

What happens if *bo* is used on both connectives, giving them the same high precedence, as in [Example 14.41](#)?

Example 14.41.

mi nelci la .djan. .ebo la .martas. .abo la .meris.

Does this wind up meaning the same as [Example 14.34](#) and [Example 14.36](#)? Not at all. A second rule relating to *bo* is that where several *bo*-marked connectives are used in succession, the normal Lojban left-grouping rule is replaced by a right-grouping rule. As a result, [Example 14.41](#) in fact means the same as [Example 14.39](#) and [Example 14.40](#). This rule may be occasionally exploited for special effects, but is tricky to keep straight; in writing intended to be easy to understand, multiple consecutive connectives marked with *bo* should be avoided.

The use of *bo*, therefore, gets tricky in complex connections of more than three sentences. Looking back at the English translations of [Example 14.37](#) and [Example 14.38](#), parentheses were used to clarify the grouping. These parentheses have their Lojban equivalents, two sets of them actually. *tu'e* and *tu'u* are used with *ijeks*, and *ke* and *ke'e* with *eks* and other connectives to be discussed later. (*ke* and *ke'e* are also used in other roles in the language, but always as grouping markers). Consider the English sentence:

Example 14.42.

I kiss you and you kiss me, if I love you and you love me.

where the semantics tells us that the instances of “ and ” are meant to have higher precedence than that of “ if ”. If we wish to express [Example 14.42](#) in afterthought, we can say:

Example 14.43.

micinbado .ije[bo]do cinbami
I kiss youand youkiss me,
.ijanaimipramido .ijebodo pramimi
if I love youand youlove me.

marking two of the ijeks with *bo* for high precedence. (The first *bo* is not strictly necessary, because of the left-grouping rule, and is shown here in brackets.)

But it may be clearer to use explicit parenthesis words and say:

Example 14.44.

tu'emycinbado .ije do cinbami tu'u
(I kiss youandyoukiss me)
.ijanaitu'emipramido .ije do pramimi [tu'u]
if (I love youandyoulove me).

where the *tu'e*... *tu'u* pairs set off the structure. The cmavo *tu'u* is an elidable terminator, and its second occurrence in [Example 14.44](#) is bracketed, because all terminators may be elided at the end of a text.

In addition, parentheses are a general solution: multiple parentheses may be nested inside one another, and additional afterthought material may be added without upsetting the existing structure. Neither of these two advantages apply to *bo* grouping. In general, afterthought constructions trade generality for simplicity.

Because of the left-grouping rule, the first set of *tu'e*... *tu'u* parentheses may actually be left off altogether, producing:

Example 14.45.

micinbado .ije do cinbami
I kiss youandyoukiss me
.ijanaitu'emipramido .ije do pramimi [tu'u]
if (I love youandyoulove me).

What about parenthesized sumti connection? Consider

Example 14.46.

I walk to either the market and the house, or the school and the office.

Two pairs of parentheses, analogous to [Example 14.44](#), would seem to be the right approach. However, it is a rule of Lojban grammar that a sumti may not begin with *ke*, so the first set of parentheses must be omitted, producing [Example 14.47](#), which is instead parallel to [Example 14.45](#):

Example 14.47.

midzukla le zarci .e le zdani
I walk-to the market and the house
.a kele ckule .e le briju [ke'e]
or(the school and the office).

If sumti were allowed to begin with *ke*, unavoidable ambiguities would result, so *ke* grouping of sumti is allowed only just after a logical connective. This rule does not apply to *tu'e* grouping of bridi, as [Example 14.44](#) shows.

Now we have enough facilities to handle the problem of [Example 14.33](#): “ I am German, rich, and a man - or else none of these. ” The following paraphrase has the correct meaning:

Example 14.48.

[tu'e]midotco .ijo miricfu [tu'u]
(I am-German if-and-only-if I am-rich)
.ije tu'e midotco .ijo minanmu [tu'u]
and(I am-German if-and-only-if I am-a-man).

The truth table, when worked out, produces T if and only if all three component sentences are true or all three are false.

14.9. Compound bridi

So far we have seen how to handle two sentences that need have no similarity at all (bridi connection) and sentences that are identical except for a difference in one sumti (sumti connection). It would seem natural to ask how to logically connect sentences that are identical except for having different selbri.

Surprise! Lojban provides no logical connective that is designed to handle selbri and nothing else. Instead, selbri connection is provided as part of a more general-purpose mechanism called “ compound bridi ”. Compound bridi result from logically connecting sentences that differ in their selbri and possibly some of their sumti.

The simplest cases result when the x_1 sumti is the only common point:

Example 14.49.

miklamale zarci .ije minelcila .djan.
 I go-to the market, and I like that-named John.

is equivalent in meaning to the compound bridi:

Example 14.50.

miklamale zarci gi'e nelcila .djan.
 I go-to the market and like that-named John.

As [Example 14.50](#) indicates, giheks are used in afterthought to create compound bridi; *gi'e* is the gihek corresponding to “ and ”. The actual phrases *klama le zarci* and *nelci la .djan.* that the gihek connects are known as “ bridi-tails ”, because they represent (in this use) the “ tail end ” of a bridi, including the selbri and any following sumti, but excluding any sumti that precede the selbri:

Example 14.51.

miricfu gi'e klamale zarci
 I am-rich and go-to the market.

In [Example 14.51](#), the first bridi-tail is *ricfu*, a simple selbri, and the second bridi-tail is *klama le zarci*, a selbri with one following sumti.

Suppose that more than a single sumti is identical between the two sentences:

Example 14.52.

midundale cuktado .ije milebnalo jdini do
 I give the book to-you, and I take some money from-you.

In [Example 14.52](#), the first and last sumti of each bridi are identical; the selbri and the second sumti are different. By moving the final sumti to the beginning, a form analogous to [Example 14.50](#) can be achieved:

Example 14.53.

fi do famidundale cukta
 to/from you I give the book
 gi'e lebnalo jdini

andtake some money.

where the [fi](#) does not have an exact English translation because it merely places [do](#) in the third place of both [lebna](#) and [dunda](#). However, a form that preserves natural sumti order also exists in Lojban. Giheks connect two bridi-tails, but also allow sumti to be added following the bridi-tail. These sumti are known as tail-terms, and apply to both bridi. The straightforward gihek version of [Example 14.52](#) therefore is:

Example 14.54.

midundale cuktagi'e lebna lo jdini vau do
I (give the book) and (take some money) to/from-you.

The [vau](#) (of selma'o VAU) serves to separate the bridi-tail from the tail-terms. Every bridi-tail is terminated by an elidable [vau](#), but only in connection with compound bridi is it ever necessary to express this [vau](#). Thus:

Example 14.55.

miklamale zarci [vau]
I go-to the market.

has a single elided [vau](#), and [Example 14.50](#) is equivalent to:

Example 14.56.

mi klama le zarci [vau] gi'e nelci la .djan. [vau] [vau]

where the double [vau](#) at the end of [Example 14.56](#) terminates both the right-hand bridi-tail and the unexpressed tail-terms.

A final use of giheks is to combine bridi-tails used as complete sentences, the Lojban observative:

Example 14.57.

klama le zarci gi'e dzukla le briju
A-goer to-the market and a-walker to-the office.

Since x_1 is omitted in both of the bridi underlying [Example 14.57](#), this compound

bridi does not necessarily imply that the goer and the walker are the same. Only the presence of an explicit x_1 (other than *zo'e*, which is equivalent to omission) can force the goer and the walker to be identical.

A strong argument for this convention is provided by analysis of the following example:

Example 14.58.

klama la .nu,IORK.
A-goer-to-that-named New-York
la .fnyks.
from-that-named Phoenix
gi'e klama la .nu,IORK.
and-a-goer-to-that-named New-York
la .rom.
from-that-named Rome.

If the rule were that the x_1 places of the two underlying bridi were considered identical, then (since there is nothing special about x_1), the unspecified x_4 (route) and x_5 (means) places would also have to be the same, leading to the absurd result that the route from Phoenix to New York is the same as the route from Rome to New York. Inserting *da*, meaning roughly “something”, into the x_1 place cures the problem:

Example 14.59.

da klama la .nu,IORK.la .fnyks.
Something-is-a-goer-to-that-named New-York from-that-named Phoenix
gi'e klama la .nu,IORK.la .rom.
and-is-a-goer-to-that-named New-York from-that-named Rome.

The syntax of giheks is:

[na] [se] GIhA [nai]

which is exactly parallel to the syntax of eks.

14.10. Multiple compound bridi

Giheks can be combined with *bo* in the same way as eks:

Example 14.60.

minelcila .djan. gi'e nelcila .martas. gi'abo nelcila .meris.

I like John and (like Martha or like Mary).

is equivalent in meaning to [Example 14.39](#) and [Example 14.40](#). Likewise, [ke...](#) [ke'e](#) grouping can be used after giheks:

Example 14.61.

midzukla le zarci
I walk-to the market
gi'e dzukla le zdani
and walk-to the house,
gi'ake dzukla le ckule
or (walk-to the school
gi'e dzukla le briju [ke'e]
and walk-to the office.)

is the gihek version of [Example 14.47](#). The same rule about using [ke...](#) [ke'e](#) bracketing only just after a connective applies to brid-tails as to sumti, so the first two brid-tails in [Example 14.61](#) cannot be explicitly grouped; implicit left-grouping suffices to associate them.

Each of the pairs of brid-tails joined by multiple giheks can have its own set of tail-terms:

Example 14.62.

midejni lo rupnu la .djan.
[If] I owe some currency-units to-that-named John,
.inaja midundale cuktala .djan.
then I give the book to-that-named John
.ijabomilebnale cuktala .djan.
or I take the book from-that-named John.

is equivalent in meaning to:

Example 14.63.

midejni lo rupnu nagi'adunda
[If] I owe some currency-units then (give

gi'abolebnavaule cukta vaula .djan.
or take) a book to/from-that-named John.

The literal English translation in [Example 14.63](#) is almost unintelligible, but the Lojban is perfectly grammatical. *mi* fills the x₁ place of all three selbri; *lo rupnu* is the x₂ of *dejni*, whereas *le cukta* is a tail-term shared between *dunda* and *lebna*; *la .djan.* is a tail-term shared by *dejni* and by *dunda gi'abo lebna*. In this case, greater clarity is probably achieved by moving *la .djan.* to the beginning of the sentence, as in [Example 14.53](#):

Example 14.64.

fi la .djan. famidejni lo rupnu
To/from that-named John, [if] I owe some currency-units
nagi'a dunda gi'abolebnavaule cukta
then [I] give or take the book.

Finally, what about forethought logical connection of brid-tails? There is no direct mechanism for the purpose. Instead, Lojban grammar allows a pair of forethought-connected sentences to function as a single brid-tail, and of course the sentences need not have terms before their selbri. For example:

Example 14.65.

mige klamale zarci gi nelcila .djan.
I both go to the market and like that-named John.

is equivalent in meaning to [Example 14.50](#).

Of course, either of the connected sentences may contain giheks:

Example 14.66.

mige klamale zarci gi'e dzuklale zdani
I both (go to the market and walk to the house)
gi nelcila .djan.
and like that-named John.

The entire gek-connected sentence pair may be negated as a whole by prefixing *na*:

Example 14.67.

minage klamale zarci gi dzukla le zdani
[False!]I both go-to the market and walk-to the house.

Since a pair of sentences joined by geks is the equivalent of a brid-tail, it may be followed by tail terms. The forethought equivalent of [Example 14.54](#) is:

Example 14.68.

mige dundale cukta
I both (give the book)
gi lebnalo jdini vaudo
and (take some money) to/from-you.

Here is a pair of gek-connected observatives, a forethought equivalent of [Example 14.57](#):

Example 14.69.

ge klama le zarci gi dzukla le briju
Both a-goer to-the market and a-walker to-the office.

Finally, here is an example of gek-connected sentences with both shared and unshared terms before their selbri:

Example 14.70.

migonai le zarci cuklamagi le bisli cu dansu
I either-but-not-both to-the office go or on-the ice dance.

I either go to the office or dance on the ice (but not both).

14.11. Termset logical connection

So far we have seen sentences that differ in all components, and require brid-tail connection; sentences that differ in one sumti only, and permit sumti connection; and sentences that differ in the selbri and possibly one or more sumti, and permit brid-tail connection. Termset logical connectives are employed for sentences that differ in more than one sumti but not in the selbri, such as:

Example 14.71.

I go to the market from the office and to the house from the school.

The Lojban version of [Example 14.71](#) requires two termsets joined by a logical connective. A “ term ” is either a sumti or a sumti preceded by a tense or modal tag such as [pu](#) or [bai](#). Afterthought termsets are formed by linking terms together by inserting the cmavo [ce'e](#) (of selma'o CEhE) between each of them. Furthermore, the logical connective (which is a jek) must be prefixed by the cmavo [pe'e](#) (of selma'o PEhE). (We could refer to the combination of [pe'e](#) and a jek as a “ pehejek ” , I suppose.)

Example 14.72.

miklamale zarci ce'e le briju
I go to-the market[plus] from-the office
pe'e je le zdani ce'e le ckule
[joint] and to-the house [plus] from-the school.

The literal translation uses “ [plus] ” to indicate the termset connective, and “ [joint] ” to indicate the position of the logical connective joint. As usual, there is an equivalent bridji-connection form:

Example 14.73.

miklamale zarci le briju
I go to-the market from-the office,
.ije miklamale zdani le ckule
and I go to-the house from-the school.

which illustrates that the two bridji differ in the x₂ and x₃ places only.

What happens if the two joined sets of terms are of unequal length? Expanding to bridji connection will always make clear which term goes in which place of which bridji. It can happen that a sumti may fall in the x₂ place of one bridji and the x₃ place of another:

Example 14.74.

mipe'e ja do ce'e le zarci cu klamale briju
I [joint] or you [plus] to-the market go to/from-the office.

can be clearly understood by expansion to:

Example 14.75.

miklamale briju .ijado le zarci cuklama
 I go to-the-office, or you to-the-market go
 le briju
 from-the-office.

So *le briju* is your origin but my destination, and thus falls in the x₂ and x₃ places of *klama* simultaneously! This is legal because even though there is only one selbri, *klama*, there are two distinct bridi expressed here. In addition, *mi* in [Example 14.74](#) is serving as a termset containing only one term. An analogous paradox applies to compound bridi with tail-terms and unequal numbers of sumti within the connected bridi-tails:

Example 14.76.

mi-klamale zarci gi'e dzuklavau le briju
 I (go to-the-market and walk) to/from-the-office.

means that I go to the market from the office, and I walk to the office; *le briju* is the x₃ place of *klama* and the x₂ place of *dzukla*.

Forethought termsets also exist, and use *nu'i* of selma'o NUhI to signal the beginning and *nu'u* of selma'o NUhU (an elidable terminator) to signal the end. Nothing is inserted between the individual terms: they simply sit side-by-side. To make a logical connection in a forethought termset, use a gek, with the gek just after the *nu'i*, and an extra *nu'u* just before the gik:

Example 14.77.

miklamanu'i ge le zarci le briju
 I go [start-termset] both to-the-market from-the-office
 nu'u gi le zdani le ckule [nu'u]
 [joint] and to-the-house from-the-school [end-termset].

Note that even though two termsets are being connected, only one *nu'i* is used.

The grammatical uses of termsets that do not contain logical connectives are explained in [Section 9.8](#), [Section 10.25](#), and [Section 16.7](#).

14.12. Logical connection within tanru

As noted at the beginning of [Section 14.9](#), there is no logical connective in Lojban that joins selbri and nothing but selbri. However, it is possible to have logical connectives within a selbri, forming a kind of tanru that involves a logical connection. Consider the simple tanru *blanu zdani*, blue house. Now anything that is a blue ball, in the most ordinary understanding of the phrase at least, is both blue and a ball. And indeed, instead of *blanu bolci*, Lojbanists can say *blanu je bolci*, using a jek connective within the tanru. (We saw jeks used in [Section 14.11](#) also, but there they were always prefixed by *pe'e*; in this section they are used alone.) Here is a pair of examples:

Example 14.78.

ti blanu zdani
This is-a-blue-type-of-house.

Example 14.79.

ti blanu je zdani
This is-blue and is-a-house.

But of course [Example 14.78](#) and [Example 14.79](#) are not necessarily equivalent in meaning! It is the most elementary point about Lojban tanru that [Example 14.78](#) might just as well mean

Example 14.80.

This is a house for blue inhabitants.

and [Example 14.79](#) certainly is not equivalent in meaning to [Example 14.80](#).

A full explanation of logical connection within tanru belongs rather to a discussion of selbri structure than to logical connectives in general. Why? Because although [Example 14.79](#) happens to mean the same as

Example 14.81.

ti blanu gi'e zdani

and therefore as

Example 14.82.

ti blanu .ije ti zdani

the rule of expansion into separate bridi simply does not always work for tanru connection. Supposing Alice to be a person who lives in blue houses, then

Example 14.83.

la .alis. cu blanju zdani prenu
That-named Alice is-a-(blue and house) type-of-person.

would be true, because tanru grouping with a jek has higher precedence than unmarked tanru grouping, but:

Example 14.84.

la .alis. cu blanu prenu
That-named Alice is-a blue person,
.ije la .alis. cu zdani prenu
and that-named Alice is-a house person.

is probably false, because the blueness is associated with the house, not with Alice, even leaving aside the question of what it means to say “ Alice is a blue person ” . (Perhaps she belongs to the Blue team, or is wearing blue clothes.) The semantic ambiguity of tanru make such logical manipulations impossible.

It suffices to note here, then, a few purely grammatical points about tanru logical connection. bo may be appended to jeks as to eks, with the same rules:

Example 14.85.

la .teris. cu ricfu je naknijabofetsi
That-named Terry is-rich and (male or female).

The components of tanru may be grouped with ke both before and after a logical connective:

Example 14.86.

la .teris. cu [ke] ricfu ja pindi [ke'e]

That-namedTerry (is-rich or is-poor)
je kenaknija fetsi [ke'e]
and(male or female).

where the first *ke...* *ke'e* pair may be omitted altogether by the rule of left-grouping, but is optionally permitted. In any case, the last instance of *ke'e* may be elided.

The syntax of jeks is:

[na] [se] JA [nai]

parallel to eks and giheks.

Forethought tanru connection does not use geks, but uses guheks instead. Guheks have exactly the same form as geks:

[se] GUhA [nai]

Using guheks in tanru connection (rather than geks) resolves what would otherwise be an unacceptable ambiguity between brid-i-tail and tanru connection:

Example 14.87.

la .alis. gu'e ricfugi fetsi
That-namedAlice is-both rich and female.

Note that giks are used with guheks in exactly the same way they are used with geks. Like jeks, guheks bind more closely than unmarked tanru grouping does:

Example 14.88.

la .alis. gu'e blanugi zdani prenu
That-namedAlice is-a-(both blue and a-house) type-of-person.

is the forethought version of [Example 14.83](#).

A word of caution about the use of logically connected tanru within descriptions. English-based intuition can lead the speaker astray. In correctly reducing

Example 14.89.

mi viska pa nanmumlatu .ije mi viska pa ninmugerku
I see a mancat, and I see a womandog.

to

Example 14.90.

mi viska pa **nanmu** **mlatu** .e pa **ninmu** **gerku**
I see a **man** **cat** and a **woman** **dog**.

there is a great temptation to reduce further to:

Example 14.91.

mi viska pa **nanmu** **mlatu** je **ninmu** **gerku**
I see a **man** **cat** and **woman** **dog**.

But [Example 14.91](#) means that you see one thing which is both a **man** **cat** and a **woman** **dog** simultaneously! A **nanmu** **mlatu** je **ninmu** **gerku** is a **man** **woman** **cat** **dog**, a presumably non-existent creature who is both a **nanmu** **mlatu** and a **ninmu** **gerku**.

14.13. Truth questions and connective questions

So far we have addressed only sentences which are statements. Lojban, like all human languages, needs also to deal with sentences which are questions. There are many ways of asking questions in Lojban, but some of these (like questions about quantity, tense, and emotion) are discussed in other chapters.

The simplest kind of question is of the type “ Is it true that ... ” where some statement follows. This type is called a “ truth question ” , and can be represented in English by [Example 14.92](#) :

Example 14.92.

Is it true that Fido is a dog?

Is Fido a dog?

Note the two formulations. English truth questions can always be formed by prefixing “ Is it true that ” to the beginning of a statement; there is also usually a more idiomatic way involving putting the verb before its subject. “ Is Fido a dog? ” is the truth question corresponding to “ Fido is a dog ” . In Lojban, the equivalent mechanism is to prefix the cmavo [xu](#) (of selma'o UI) to the statement:

Example 14.93.

xu la .faidon. gerku
Is-it-true-that that-named Fido is-a-dog?

[Example 14.92](#) and [Example 14.93](#) are equivalent in meaning.

A truth question can be answered “ yes ” or “ no ” , depending on the truth or falsity, respectively, of the underlying statement. The standard way of saying “ yes ” in Lojban is *go'i* and of saying “ no ” is *na go'i*. (The reasons for this rule are explained in [Section 7.6](#).) In answer to [Example 14.93](#), the possible answers are:

Example 14.94.

go'i

Fido is a dog.

and

Example 14.95.

nago'i

Fido is not a dog.

Some English questions seemingly have the same form as the truth questions so far discussed. Consider

Example 14.96.

Is Fido a dog or a cat?

Superficially, [Example 14.96](#) seems like a truth question with the underlying statement:

Example 14.97.

Fido is a dog or a cat.

By translating [Example 14.97](#) into Lojban and prefixing *xu* to signal a truth question, we get:

Example 14.98.

xu la .faidon.gerku gi'onaimlatu
Is-it-true-that that-named Fido is-a-dog or is-a-cat (but not both)?

Given that Fido really is either a dog or a cat, the appropriate answer would be *go'i*; if Fido were a fish, the appropriate answer would be *na go'i*.

But that is not what an English-speaker who utters [Example 14.96](#) is asking! The true significance of [Example 14.96](#) is that the speaker desires to know the truth value of either of the two underlying bridi (it is presupposed that only one is true).

Lojban has an elegant mechanism for rendering this kind of question which is very unlike that used in English. Instead of asking about the truth value of the connected bridi, Lojban users ask about the truth function which connects them. This is done by using a special question cmavo: there is one of these for each of the logical connective selma'o, as shown by the following table:

ge'i GA forethought connective question

gi'i GIhA bridi-tail connective question

gu'i GUhA tanru forethought connective question

je'i JA tanru connective question

ji A sumti connective question

(This list unfortunately departs from the pretty regularity of the other cmavo for logical connection. The two-syllable selma'o, GIhA and GUhA, make use of the cmavo ending in “ -i ” which is not used for a truth function, but *gi* and *i* were not available, and different cmavo had to be chosen. This table must simply be memorized, like most other non-connective cmavo assignments.)

One correct translation of [Example 14.96](#) employs a question gihek:

Example 14.99.

la .alis. gerku gi'i mlatu
That-named Alice is-a-dog [truth-function?] is-a-cat?

Here are some plausible answers:

Example 14.100.

nagi'e

Alice is not a dog and is a cat.

Example 14.101.

gi'enai

Alice is a dog and is not a cat.

Example 14.102.

nagi'enai

Alice is not a dog and is not a cat.

Example 14.103.

nagi'o
gi'onai

Alice is a dog or is a cat but not both (I'm not saying which).

[Example 14.103](#) is correct but uncooperative.

As usual, Lojban questions are answered by filling in the blank left by the question. Here the blank is a logical connective, and therefore it is grammatical in Lojban to utter a bare logical connective without anything for it to connect.

The answer *gi'e*, meaning that Alice is a dog and is a cat, is impossible in the real world, but for:

Example 14.104.

do djica tu'a loi ckafi
You desire something-about a-mass-of coffee
ji loi tcati
[truth-function?] a-mass-of tea?

Do you want coffee or tea?

the answer *e*, meaning that I want both, is perfectly plausible, if not necessarily polite.

The forethought questions *ge'i* and *gu'i* are used like the others, but ambiguity forbids the use of isolated forethought connectives as answers – they sound like the start of forethought-connected bridi. So although [Example 14.105](#) is the forethought version of [Example 14.104](#) :

Example 14.105.

do djica tu'a ge'i loi ckafi
You desire something-about [truth-function?] a-mass-of coffee
gi loi tcati
[or] a-mass-of tea?

the answer must be in afterthought form.

There are natural languages, notably Chinese, which employ the Lojbanic form of connective question. The Chinese sentence

Example 14.106.

??????
Nǐ zǒu háishì pǎo?
You walk [or?] run?

means “ Do you walk or run? ” , and is exactly parallel to the Lojban:

Example 14.107.

do cadzugi'i bajra
You walk [or?]run?

However, Chinese does not use logical connectives in the reply to such a question, so the resemblance, though striking, is superficial.

Truth questions may be used in bridji connection. This form of sentence is perfectly legitimate, and can be interpreted by using the convention that a truth question is true if the answer is " yes " and false if the answer is [no](#) . Analogously, an imperative sentence (involving the special pro-sumti [ko](#) , which means " you " but marks the sentence as a command) is true if the command is obeyed, and false otherwise. A request of Abraham Lincoln's may be translated thus:

Example 14.108.

ganaiti ckafi gi ko bevri loi tcatimi
If thisis-coffee then[you!]bring a-mass-of tea to-me,
.ije ganaiti tcati gi ko bevri loi ckafi mi
and if thisis-tea then[you!]bring a-mass-of coffee to-me.

If this is coffee, bring me tea; but if this is tea, bring me coffee.

In logical terms, however, " but " is the same as " and " ; the difference is that the sentence after a " but " is felt to be in tension or opposition to the sentence before it. Lojban represents this distinction by adding the discursive cmavo [ku'i](#) (of selma'o UI), which is explained in [Section 13.12](#) , to the logical [.ije](#) .)

14.14. Non-logical connectives

Way back in [Section 14.1](#) , the point was made that not every use of English " and " , " if ... then " , and so on represents a Lojban logical connective. In particular, consider the " and " of:

Example 14.109.

John and Alice carried the piano.

Given the nature of pianos, this probably means that John carried one end and Alice the other. So it is not true that:

Example 14.110.

John carried the piano, and Alice carried the piano.

which would mean that each of them carried the piano by himself/herself. Lojban deals with this particular linguistic phenomenon as a “ mass ” . John and Alice are joined together into a mass, John-and-Alice, and it is this mass which carried the piano, not either of them separately. The cmavo [joi](#) (of selma'o JOI) is used to join two or more components into a mass:

Example 14.111.

la .djan.joi la .alis.cubevri le pipno
That-namedJohn massed-withthat-namedAlice carrythe piano.

[Example 14.111](#) covers the case mentioned, where John and Alice divide the labor; it also could mean that John did all the hauling and Alice did the supervising. This possibility arises because the properties of a mass are the properties of its components, which can lead to apparent contradictions: if John is small and Alice is large, then John-and-Alice is both small and large. Masses are also discussed in [Section 6.3](#).

Grammatically, [joi](#) can appear between two sumti (like an ek) or between two tanru components (like a jek). This flexibility must be paid for in the form of occasional terminators that cannot be elided:

Example 14.112.

le nanmukujoi le ninmu [ku]cuklamale zarci
The man massed-withthe woman go-to the market.

The cmavo [ku](#) is the elidable terminator for [le](#), which can almost always be elided, but not in this case. If the first [ku](#) were elided here, Lojban's parsing rules would see *le nanmu joi* and assume that another tanru component is to follow; since the second [le](#) cannot be part of a tanru, a parsing error results. No such problem can occur with logical connectives, because an ek signals a following sumti and a jek a following tanru component unambiguously.

Single or compound cmavo involving members of selma'o JOI are called joiks, by analogy with the names for logical connectives. It is not grammatical to use joiks to connect bridi-tails.

In tanru, [joi](#) has the connotation “ mixed with ” , as in the following example:

Example 14.113.

ti blanu joi xunrebolci
This is-a-(blue mixed-with red) ball.

This is a blue and red ball.

Here the ball is neither wholly blue nor wholly red, but partly blue and partly red. Its blue/redness is a mass property. (Just how blue something has to be to count as “wholly blue” is an unsettled question, though. A *blanu zdani* may be so even though not every part of it is blue.)

There are several other cmavo in selma'o JOI which can be used in the same grammatical constructions. Not all of them are well-defined as yet in all contexts. All have clear definitions as sumti connectives; those definitions are shown in the following table:

A <i>joi</i> B	the mass with components A and B
A <i>ce</i> B	the set with elements A and B
A <i>ce'o</i> B	the sequence with elements A and B in order
A <i>se ce'o</i> B	the sequence with elements B and A in order
A <i>jo'u</i> B	A and B considered jointly
A <i>fa'u</i> B	A and B respectively
A <i>se fa'u</i> B	B and A respectively
A <i>jo'e</i> B	the union of sets A and B
A <i>ku'a</i> B	the intersection of sets A and B
A <i>pi'u</i> B	the cross product of sets A and B
A <i>se pi'u</i> B	the cross product of sets B and A

The cmavo *se* is grammatical before any JOI cmavo, but only useful with those that have inherent order. Here are some examples of joiks:

Example 14.114.

micuxna la .alis. la .frank.
I choose that-named Alice from-that-named Frank
ce la .alis. ce la .djeimyz.
and-member that-named Alice and-member that-named James.

I choose Alice from among Frank, Alice, and James.

The x 3 place of *cuxna* is a set from which the choice is being made. A set is an abstract object which is determined by specifying its members. Unlike those of a

mass, the properties of a set are unrelated to its members' properties: the set of all rats is large (since many rats exist), but the rats themselves are small. This chapter does not attempt to explain set theory (the mathematical study of sets) in detail: explaining propositional logic is quite enough for one chapter!

In [Example 14.114](#) we specify that set by listing the members with *ce* joining them.

Example 14.115.

ti liste mi ce'o do ce'o la .djan.
This-is-a-list-of me and-sequence you and-sequence that-named John.

This is a list of you, me, and John.

The x 2 place of *liste* is a sequence of the things which are mentioned in the list. (It is worth pointing out that *lo liste* means a physical object such as a grocery list: a purely abstract list is *lo pors*, a sequence.) Here the three sumti connected by *ce'o* are in a definite order, not just lumped together in a set or a mass.

So *jo*, *ce*, and *ce'o* are parallel, in that the sumti connected are taken to be individuals, and the result is something else: a mass, a set, or a sequence respectively. The cmavo *jo'u* serves as a fourth element in this pattern: the sumti connected are individuals, and the result is still individuals - but inseparably so. The normal Lojban way of saying that James and George are brothers is:

Example 14.116.

la .djeimyz.bruna la .djordj.
That-named James is-the-brother-of that-named George.

possibly adding a discursive element meaning “ and vice versa ” . However, “ James and George are brothers ” cannot be correctly translated as:

Example 14.117.

la .djeimyz.e la .djordj.bruna
That-named James and that-named George is-a-brother.

since that expands to two bridi and means that James is a brother and so is George, but not necessarily of each other. If the *.e* is changed to *jo'u*, however, the meaning of [Example 14.116](#) is preserved:

Example 14.118.

la .djeimyz.jo'u
 That-named James in-common-with that-named
 la .djordj.cu remei bruna
 George are-a-twosome type-of-brothers.

The tanru *remei bruna* is not strictly necessary in this sentence, but is used to make clear that we are not saying that James and George are both brothers of some third person not specified. Alternatively, we could turn the tanru around: the x 1 place of *re mei* is a mass with two components, leading to:

Example 14.119.

la .djeimyz.joi
 That-named James massed-with
 la .djordj.cu bruna remei
 that-named George are-a-brother type-of-twosome.

where *joi* is used to create the necessary mass.

Likewise, *fa'u* can be used to put two individuals together where order matters. Typically, there will be another *fa'u* somewhere else in the same bridi:

Example 14.120.

la .djeimyz.fa'u la .djordj.
 That-named James jointly-in-order-with that-named George
 pramila .meris.fa'u la .martas.
 loves that-named Mary jointly-in-order-with that-named Martha.

James and George love Mary and Martha, respectively.

Here the information carried by the English adverb “ respectively ” , namely that James loves Mary and George loves Martha, is divided between the two occurrences of *fa'u*. If both uses of *fa'u* were to be changed to *.e*, we would get:

Example 14.121.

la .djeimyz.e la .djordj.prami
 That-named James and that-named George love

la .meris.e la .martas.
that-named Mary and that-named Martha.

which can be transformed to four bridi:

Example 14.122.

la .djeimyz.pramila .meris.i je la .djordj.prami
That-named James loves that-named Mary, and that-named George loves
la .meris.i je la .djeimyz.pramila .martas.
that-named Mary, and that-named James loves that-named Martha,
.ije la .djordj.pramila .martas.
and that-named George loves that-named Martha.

which represents quite a different state of affairs from [Example 14.120](#). The meaning of [Example 14.120](#) can also be conveyed by a termset:

Example 14.123.

la .djeimyz.ce'e la .meris.pe'e
That-named James [plus] that-named Mary [joint]
je la .djordj.ce'e la .martas.prami
and that-named George [plus] that-named Martha loves.

at the expense of re-ordering the list of names so as to make the pairs explicit. This option is not available when one of the lists is only described rather than enumerated:

Example 14.124.

la .djeimyz.fa'u la .djordj.prami re mensi
That-named James and-respectively that-named George love two sisters.

which conveys that James loves one sister and George the other, though we are not able to tell which of the sisters is which.

14.15. More about non-logical connectives

The final three JOI cmavo, [jo'e](#), [ku'a](#), and [pi'u](#), are probably only useful when talking explicitly about sets. They represent three standard set operators usually called “ union ” , “ intersection ” , and “ cross product ” (also known as “

Cartesian product ”). The union of two sets is a set containing all the members that are in either set; the intersection of two sets is a set containing all the members that are in both sets. The cross product of two sets is the set of all possible ordered pairs, where each ordered pair contains a single element from the first set followed by a single element from the second. This may seem very abstract; hopefully, the following examples will help:

Example 14.125.

lo'i ricfu kujo'e lo'i dotco cubarda
The-set-of rich-things union the-set-of German-things is-large.

Example 14.126.

lo'i ricfu kuku'a lo'i dotco cucmalu
The-set-of rich-things intersection the-set-of German-things is-small.

There is a parallelism between logic and set theory that makes [Example 14.125](#) and [Example 14.126](#) equivalent respectively to:

Example 14.127.

lo'i ricfu ja dotco cubarda
The-set-of (rich-things or German-things) is-large.

and

Example 14.128.

lo'i ricfu je dotco cucmalu
The-set-of (rich-things and German-things) is-small.

The following example uses *se remei* , which is a set (not a mass) of two elements:

Example 14.129.

la .djeimyz.ce[bo] la .djordj.pi'u
That-named James and-set that-named George cross-product
la .meris.cebo la .martas.cuprami se remei
that-named Mary and-set that-named Martha are-lover type-of-pairs.

means that each of the pairs James/Mary, George/Mary, James/Martha, and George/Martha love each other. Therefore it is similar in meaning to [Example 14.121](#); however, that example speaks only of the men loving the women, not vice versa.

Joiks may be combined with *bo* or with *ke* in the same way as eks and jeks; this allows grouping of non-logical connections between sumti and tanru units, in complete parallelism with logical connections:

Example 14.130.

mijoibo do ce la .djan.joibo la .djein.
(I massed-with you) and (that-named John massed-with that-named Jane)
cugunma seremei
are-a-mass type-of-two-set

asserts that there is a set of two items each of which is a mass.

Non-logical connection is permitted at the joint of a termset; this is useful for associating more than one sumti or tagged sumti with each side of the non-logical connection. The place structure of *casnu* is:

casnu the mass x_1 discusses/talks about x_2

so the x_1 place must be occupied by a mass (for reasons not explained here); however, different components of the mass may discuss in different languages. To associate each participant with his or her language, we can say:

Example 14.131.

mice'e bau la .lojban.pe'e joi
(I [plus]in-language that-named Lojban [joint]massed-with
do ce'e bau la .gliban.nu'u casnu
you [plus]in-language that-named English) discuss.

Like all non-logical connectives, the usage shown in [Example 14.131](#) cannot be mechanically converted into a non-logical connective placed at another location in the bridi. The forethought equivalent of [Example 14.131](#) is:

Example 14.132.

nu'i joigi mi bau la .lojban. gi do bau la .gliban. nu'u casnu

Non-logical forethought termsets are also useful when the things to be non-logically connected are sumti preceded with tense or modal (BAI) tags:

Example 14.133.

la .djan. fa'u la .frank. cusku
That-named John respectively-with that-named Frank express
nu'i bau la .lojban.
[start-termset] in-language that-named Lojban
nu'u fa'u bai
[joint] respectively-with under-compulsion-by
tu'a la .djordj. [nu'u]
something-about that-named George.

John and Frank speak in Lojban and under George's compulsion, respectively.

[Example 14.133](#) associates speaking in Lojban with John, and speaking under George's compulsion with Frank. We do not know what language Frank uses, or whether John speaks under anyone's compulsion.

Joiks may be prefixed with [.i](#) to produce ijoiks, which serve to non-logically connect sentences. The ijoik [.i ce'o](#) indicates that the event of the second bridi follows that of the first bridi in some way other than a time relationship (which is handled with a tense):

Example 14.134.

miba gasnula'e di'e .i
I [future] do the-referent-of-the-following:
tu'e kanji lo ni cteki .ice'o lumcile karce
(Compute the quantity-of-taxes. And-then wash the car.
.ice'o dzukansa le gerku tu'u
And-then walkingly-accompany the dog.)

List of things to do: Figure taxes. Wash car. Walk dog.

[Example 14.134](#) represents a list of things to be done in priority order. The order is important, hence the need for a sequence connective, but does not necessarily represent a time order (the dog may end up getting walked first). Note the use of [tu'e](#) and [tu'u](#) as general brackets around the whole list. This is related to, but distinct from, their use in [Section 14.8](#), because there is no logical connective

between the introductory phrase *mi ba gasnu la'edi'e* and the rest. The brackets effectively show how large an utterance the word *di'e*, which means “ the following utterance ” , refers to.

Similarly, *.i joi* is used to connect sentences that represent the components of a joint event such as a joint cause: the Lojban equivalent of “ Fran hit her head and fell out of the boat, so that she drowned ” would join the events “ Fran hit her head ” and “ Fran fell out of the boat ” with *.i joi*.

The following *nai*, if present, does not negate either of the things to be connected, but instead specifies that some other connection (logical or non-logical) is applicable: it is a scalar negation:

Example 14.135.

mijo'u nai do curemei
I in-common-with[not!]you are-a-twosome

The result of *mi jo'u do* would be two individuals, not a mass, therefore *jo'u* is not applicable; *joi* would be the correct connective.

There is no joik question cmavo as such; however, joiks and ijoiks may be uttered in isolation in response to a logical connective question, as in the following exchange:

Example 14.136.

do djica tu'a loi ckafi
You desire something-about a-mass-of coffee
ji loi tcati
[what-connective?]a-mass-of tea?

Do you want coffee or tea?

Example 14.137.

joi
Mixed-mass-and.

Both as a mass (i.e, mixed together).

Ugh. (Or in Lojban: [.a'u nai sai ro'o.](#))

14.16. Interval connectives and forethought non-logical connection

In addition to the non-logical connectives of selma'o JOI explained in [Section 14.14](#) and [Section 14.15](#), there are three other connectives which can appear in joiks: [bi'i](#), [bi'o](#), and [mi'i](#), all of selma'o BIhI. The first two cmavo are used to specify intervals: abstract objects defined by two endpoints. The cmavo [bi'i](#) is correct if the endpoints are independent of order, whereas [bi'o](#) or [se bi'o](#) are used when order matters.

An example of [bi'i](#) in sumti connection:

Example 14.138.

mica sanli
I [present]stand-on-surface
la .drezdn. bi'i la .frankfurt.
that-named Dresden [interval] that-named Frankfurt.

I am standing between Dresden and Frankfurt.

In [Example 14.138](#), it is all the same whether I am standing between Dresden and Frankfurt or between Frankfurt and Dresden, so [bi'i](#) is the appropriate interval connective. The sumti *la .drezdn. bi'i la .frankfurt.* falls into the x₂ place of [sanli](#), which is the surface I stand on; the interval specifies that surface by its limits. (Obviously, I am not standing on the whole of the interval; the x₂ place of [sanli](#) specifies a surface which is typically larger in extent than just the size of the stander's feet.)

Example 14.139.

micadzu ca la .pacac.
I walk simultaneous-with First-hour
bi'o la .recac.
[ordered-interval] Second-hour.

I walk from one o'clock to two o'clock.

In [Example 14.139](#), on the other hand, it is essential that *la .pacac.* comes before

la .recac. ; otherwise we have an 11-hour (or 23-hour) interval rather than a one-hour interval. In this use of an interval, the whole interval is probably intended, or at least most of it.

[Example 14.139](#) is equivalent to:

Example 14.140.

micadzuca la .recac.
I walk simultaneous-with Second-hour
se bi'o la .pacac.
[reverse][ordered] First-hour.

English cannot readily express [se bi'o](#), but its meaning can be understood by reversing the two sumti.

The third cmavo of selma'o BIhI, namely [mi'i](#), expresses an interval seen from a different viewpoint: not a pair of endpoints, but a center point and a distance. For example:

Example 14.141.

le jbamapu daspo la .uacintyn.
The bomb [past]destroys Washington
mi'i lo minli beli muno
[center]what-is-measured-in-miles by 50.

The bomb destroyed Washington and fifty miles around.

Here we have an interval whose center is Washington and whose distance, or radius, is fifty miles.

In [Example 14.138](#), is it possible that I am standing in Dresden (or Frankfurt) itself? Yes. The connectives of selma'o BIhI are ambiguous about whether the endpoints themselves are included in or excluded from the interval. Two auxiliary cmavo [ga'o](#) and [ke'i](#) (of cmavo GAhO) are used to indicate the status of the endpoints: [ga'o](#) means that the endpoint is included, [ke'i](#) that it is excluded:

Example 14.142.

mica sanli la .drezdn. ga'o
I [present]stand that-named Dresden [inclusive]
bi'i ga'o la .frankfurt.

[interval][inclusive]that-named Frankfurt.

I am standing between Dresden and Frankfurt, inclusive of both.

Example 14.143.

mica sanli la .drezdn. ga'o
I [present]stand that-named Dresden[inclusive]
bi'i ke'i la .frankfurt.
[interval][exclusive]that-named Frankfurt.

I am standing between Dresden (inclusive) and Frankfurt (exclusive).

Example 14.144.

mica sanli la .drezdn. ke'i
I [present]stand that-named Dresden[exclusive]
bi'i ga'o la .frankfurt.
[interval][inclusive]that-named Frankfurt.

I am standing between Dresden (exclusive) and Frankfurt (inclusive).

Example 14.145.

mica sanli la .drezdn. ke'i
I [present]stand that-named Dresden[exclusive]
bi'i ke'i la .frankfurt.
[interval][exclusive]that-named Frankfurt.

I am standing between Dresden and Frankfurt, exclusive of both.

As these examples should make clear, the GAhO cmavo that applies to a given endpoint is the one that stands physically adjacent to it: the left-hand endpoint is referred to by the first GAhO, and the right-hand endpoint by the second GAhO. It is ungrammatical to have just one GAhO.

(Etymologically, [ga'o](#) is derived from [ganlo](#), which means “ closed ” , and [ke'i](#)

from [kalri](#), which means “ open ” . In mathematics, inclusive intervals are referred to as closed intervals, and exclusive intervals as open ones.)

BIhI joiks are grammatical anywhere that other joiks are, including in tanru connection and (as ijoiks) between sentences. No meanings have been found for these uses.

Negated intervals, marked with a *-nai* following the BIhI cmavo, indicate an interval that includes everything but what is between the endpoints (with respect to some understood scale):

Example 14.146.

do dicra .e'a mi cala .daucac.
You disturb (allowed) me at that-named 10
bi'onai la .gaicac.
not-from-...-to that-named 12

You can contact me except from 10 to 12.

The complete syntax of joiks is:

- [se] JOI [nai]
- [se] BIhI [nai]
- GAhO [se] BIhI [nai] GAhO

Notice that the colloquial English translations of [bi'i](#) and [bi'o](#) have forethought form: “ between ... and ” for [bi'i](#), and “ from ... to ” for [bi'o](#). In Lojban too, non-logical connectives can be expressed in forethought. Rather than using a separate selma'o, the forethought logical connectives are constructed from the afterthought ones by suffixing [gi](#). Such a compound cmavo is not unnaturally called a “ joigik ” ; the syntax of joigiks is any of:

- [se] JOI [nai] GI
- [se] BIhI [nai] GI
- GAhO [se] BIhI [nai] GAhO GI

Joigiks may be used to non-logically connect bridI, sumti, and bridI-tails; and also in termsets.

[Example 14.111](#) in forethought becomes:

Example 14.147.

joigi la .djan.gi la .alis.bevri le pipno
[Together]that-namedJohn and that-namedAlice carry the piano.

The first *gi* is part of the joigik; the second *gi* is the regular gik that separates the two things being connected in all forethought forms.

[Example 14.143](#) can be expressed in forethought as:

Example 14.148.

mica sanli ke'i bi'i
I [present]stand[exclusive]between
ga'o gi la .drezdn.gi la .frankfurt.
[inclusive]and that-namedDresden and that-namedFrankfurt.

I am standing between Dresden (exclusive) and Frankfurt (inclusive).

In forethought, unfortunately, the GAhOs become physically separated from the endpoints, but the same rule applies: the first GAhO refers to the first endpoint.

14.17. Logical and non-logical connectives within meksos

Lojban has a separate grammar embedded within the main grammar for representing mathematical expressions (or meksos in Lojban) such as “ $2 + 2$ ”. Mathematical expressions are explained fully in [Chapter 18](#). The basic components of meksos are operands, like “ 2 ”, and operators, like “ $+$ ”. Both of these may be either logically or non-logically connected.

Operands are connected in afterthought with eks and in forethought with geks, just like sumti. Operators, on the other hand, are connected in afterthought with jeks and in forethought with guheks, just like tanru components. (However, jeks and joiks with *bo* are not allowed for operators.) This parallelism is no accident.

In addition, eks with *bo* and with *ke... ke'e* are allowed for grouping logically connected operands, and *ke... ke'e* is allowed for grouping logically connected operators, although there is no analogue of tanru among the operators.

Only a few examples of each kind of meksos connection will be given. Despite the large number of rules required to support this feature, it is of relatively minor

importance in either the mekso or the logical-connective scheme of things. These examples are drawn from [Section 18.17](#), and contain many mekso features not explained in this chapter.

[Example 14.149](#) exhibits afterthought logical connection between operands:

Example 14.149.

veici .a vo [ve'o]prenu cuklamale zarci
(Three or four) people go-to the market.

[Example 14.150](#) is equivalent in meaning, but uses forethought connection:

Example 14.150.

veiga cigivo [ve'o]prenu cuklamale zarci
(Either 3 or 4) people go-to the market.

Note that the mekso in [Example 14.149](#) and [Example 14.150](#) are being used as quantifiers. Lojban requires that any mekso other than a simple number be enclosed in [vei](#) and [ve'o](#) parentheses when used as a quantifier. The right parenthesis mark, [ve'o](#), is an elidable terminator.

Simple examples of logical connection between operators are hard to come by. A contrived example is:

Example 14.151.

li resu'i je pi'i redu li vo
The-number 2 plus and times 2 equals the-number 4.

$2 + 2 = 4$ and $2 \times 2 = 4$.

The forethought form of [Example 14.151](#) is:

Example 14.152.

li re gu'esu'i gi pi'i re du li vo
The-number two both plus and times two equals the-number four.

Both $2 + 2 = 4$ and $2 \times 2 = 4$.

Non-logical connection with joiks or joigiks is also permitted between operands and between operators. One use for this construct is to connect operands with [bi'i](#) to create mathematical intervals:

Example 14.153.

li no ga'o bi'i ke'i pa
the-number zero (inclusive) from-to (exclusive) one
[0,1)

the numbers from zero to one, including zero but not including one

You can also combine two operands with [ce'o](#), the sequence connective of selma'o JOI, to make a compound subscript:

Example 14.154.

xy. boixi vei.abu ce'o .ebu [ve'o]
" x " sub(" a " sequence " e ")
X a,e

Note that the [boi](#) in [Example 14.154](#) is not elidable, because the [xi](#) subscript needs something to attach to.

14.18. Tenses, modals, and logical connection

The tense and modal systems of Lojban interact with the logical connective system. No one chapter can explain all of these simultaneously, so each chapter must present its own view of the area of interaction with emphasis on its own concepts and terminology. In the examples of this chapter, the many tenses of various selma'o as well as the modals of selma'o BAI are represented by the simple time cmavo [pu](#), [ca](#), and [ba](#) (of selma'o PU) representing the past, the present, and the future respectively. Preceding a selbri, these cmavo state the time when the bridi was, is, or will be true (analogous to English verb tenses); preceding a sumti, they state that the event of the main bridi is before, simultaneous with, or after the event given by the sumti (which is generally a *le nu* abstraction; see [Section 11.2](#)).

The two types of interaction between tenses and logical connectives are logically connected tenses and tensed logical connections. The former are fairly simple. Jeks may be used between tense cmavo to specify two connected bridi that differ

only in tense:

Example 14.155.

la .artr. pu nolraitru
That-named Arthur [past] is-a-noblest-governor.

.ije la .artr. ba nolraitru
And that-named Arthur [future] is-a-noblest-governor.

Arthur was a king, and Arthur will be a king.

can be reduced to:

Example 14.156.

la .artr. pu je ba nolraitru
That-named Arthur [past] and [future] is-a-noblest-governor.

Arthur was and will be king.

[Example 14.155](#) and [Example 14.156](#) are equivalent in meaning; neither says anything about whether Arthur is king now.

Non-logical connection with joiks is also possible between tenses:

Example 14.157.

mipu bi'o ba vasxu
I [past] from-...-to [future] breathe.

I breathe from a past time until a future time.

The full tense system makes more interesting tense intervals expressible, such as “ from a medium time ago until a long time from now ” .

No forethought connections between tenses are permitted by the grammar, nor is there any way to override the default left-grouping rule; these limitations are imposed to keep the tense grammar simpler. Whatever can be said with tenses or modals can be said with subordinate bridi stating the time, place, or mode explicitly, so it is reasonable to try to remove at least some complications.

Tensed logical connections are both more complex and more important than logical connections between tenses. Consider the English sentence:

Example 14.158.

I went to the market, and I bought food.

The verbatim translation of [Example 14.158](#), namely:

Example 14.159.

mipu klamale zarci .ije mipu tervecnulo cidja
I [past]go-to the market. And I [past]buy items-of food.

fails to fully represent a feature of the English, namely that the buying came after the going. (It also fails to represent that the buying was a consequence of the going, which can be expressed by a modal that is discussed in [Chapter 9](#).) However, the tense information – that the event of my going to the market preceded the event of my buying food – can be added to the logical connective as follows. The [.ije](#) is replaced by [.ije bo](#), and the tense cmavo [ba](#) is inserted between [.ije](#) and [bo](#):

Example 14.160.

mipu klamale zarci
I [past]go-to the market.
.ije babo mipu tervecnulo cidja
And [later] I [past]buy items-of food.

Here the [pu](#) cmavo in the two bridi-tails express the time of both actions with respect to the speaker: in the past. The [ba](#) relates the two items to one another: the second item is later than the first item. The grammar does not permit omitting the [bo](#); if it were omitted, the [ba](#) and the second [pu](#) would run together to form a compound tense [bapu](#) applying to the second bridi-tail only.

Adding tense or modal information to a logical connective is permitted only in the following situations:

Between an ek (or joik) and [bo](#), as in:

Example 14.161.

la .djan.e cabo la .alis.klamale zarci

That-named John and [simultaneous] that-named Alice go-to the market.

John and Alice go to the market simultaneously.

Between an ek (or joik) and [ke](#), as in:

Example 14.162.

midzukla le zarci .e pu
I walk-to the market and [earlier]
kele zdani .a le ckule [ke'e]
(the house or the school).

I walk to the market and, before that, to the house or the school.

Between a gihek and [bo](#), as in:

Example 14.163.

midundale cuktagi'e babo
I give the book and [later]
lebna lo jdini vaudo
take some money from/to-you.

I give you the book and then take some dollars (pounds, yen) from you.

Between a gihek and [ke](#), as in:

Example 14.164.

midzukla le zarci gi'e ca
I walk-to the market and [simultaneous]
ke cusku zo'e la .djan. [ke'e]
(express something to-that-named John.)

I walk to the market and at the same time talk to John.

Between an ijek (or ijoik) and [bo](#), as in:

Example 14.165.

miviskapananmu.ije babo miviskapaninmu
I see a man. And[later]I see a woman.

I see a man, and then I see a woman.

Between an ijek (or ijoik) and [tu'e](#), as in:

Example 14.166.

miviskapananmu.ije batu'e miviskapaninmu [tu'u]
I see a man. And[later]I see a woman.

I see a man, and then I see a woman.

And finally, between a jek (or joik) and [bo](#), as in:

Example 14.167.

mimikce jebabo ricfu
I am-a-doctorand-[later]rich

I am a doctor and future rich person.

As can be seen from [Example 14.165](#) and [Example 14.166](#), the choice between [bo](#) and [ke](#) (or [tu'e](#)) is arbitrary when there are only two things to be connected. If there were no tense information to include, of course neither would be required; it is only the rule that tense information must always be sandwiched between the logical connective and a following [bo](#), [ke](#), or [tu'e](#) that requires the use of one of these grouping cmavo in [Example 14.161](#) and [Example 14.163](#) through [Example 14.167](#).

Non-logical connectives with [bo](#) and [ke](#) can include tense information in exactly the same way as logical connectives. Forethought connectives, however (except as noted below) are unable to do so, as are termsets or tense connectives. Mathematical operands and operators can also include tense information in their logical connectives as a result of their close parallelism with sumti and tanru

components respectively:

Example 14.168.

veici.ebabo vo[ve'o]tadni cuzvati le kumfa
(3 and-[future]4) students are-atthe room.

Three and, later, four students were in the room.

is a simple example. There is a special grammatical rule for use when a tense applies to both of the selbri in a forethought bridi-tail connection: the entire forethought construction can just be preceded by a tense. For example:

Example 14.169.

mipu ge klamale zarci gi tervecnulo cidja
I [past]bothgo-to the marketandbuy some food

I went to the market and bought some food.

[Example 14.169](#) is similar to [Example 14.159](#). There is no time relationship specified between the going and the buying; both are simply set in the past.

14.19. Abstractor connection and connection within abstractions

Last and (as a matter of fact) least: a logical connective is allowed between abstraction markers of selma'o NU. Jeks are the appropriate connective.

Example 14.170.

le mikce cusecinri le pu'u jenai za'i mi sipna
The doctor is-interested-inthe process-ofand-not state-ofme sleeping.

The doctor is interested in the process of me sleeping but not in the state of me sleeping.

As with tenses and modals, there is no forethought and no way to override the left-grouping rule.

Logical connectives and abstraction are related in another way as well, though. Since an abstraction contains a bridi, the bridi may have a logical connection inside it. Is it legitimate to split the outer bridi into two, joined by the logical connection? Absolutely not. For example:

Example 14.171.

mijinvi le du'u loi jmive
 I opine the fact-that a-mass-of living-things
 cuzvati gi'onai na zvativaula .iupiter.
 (is-at or-else is-not at) that-named Jupiter.

I believe there either is or isn't life on Jupiter.

is true, since the embedded sentence is a tautology, but:

Example 14.172.

mijinvi le du'u loi jmive cuzvatila .iupiter.
 I opine the fact-that a-mass-of living-things is-at that-named Jupiter
 .ijonai mijinvi le du'u loi jmive
 or-else I opine the fact-that a-mass-of living-things
 nazvati la .iupiter.
 isn't-at that-named Jupiter

is false, since I have no evidence one way or the other (*jinvi* requires some sort of evidence, real or fancied, unlike *krici*).

14.20. Constructs and appropriate connectives

The following table specifies, for each kind of construct that can be logically or non-logically connected in Lojban, what kind of connective is required for both afterthought and (when possible) forethought modes. An asterisk (*) indicates that tensed connection is permitted.

A dash indicates that connection of the specified type is not possible.

construct	afterthought logical	forethought logical	afterthought non-logical	forethought non-logical
bridi	ijek*	gek	jjoik*	joigik
sumti	ek*	gek	joik*	joigik
bridi-tails	gihek*	gek	-	joigik

construct	afterthought logical	forethought logical	afterthought non- logical	forethought non- logical
termsets	ek*	gek	joik*	joigik
tanru parts	jek	guhek	joik*	-
operands	ek*	gek	joik*	joigik
operators	jek	guhek	joik	-
tenses/ modals	jek	-	joik	-
abstractors	jek	-	joik	-

14.21. Truth functions and corresponding logical connectives

The following table specifies, for each truth function, the most-often used cmavo or compound cmavo which expresses it for each of the six types of logical connective. (Other compound cmavo are often possible: for example, [se .a](#) means the same as [.a](#), and could be used instead.)

truth ek	jek	gihek	gek-gik	guhek-gik
TTTF .a	ja	gi'a	ga - gi	gu'a - gi
TTFT .a nai	ja nai	gi'a nai	ga - gi nai	gu'a - gi nai
TTFF .u	ju	gi'u	gu - gi	gu'u - gi
TFTT na .a	na ja	na gi'a	ga nai - gi	gu'a nai - gi
TFTF se .u	se ju	se gi'u	se gu - gi	se gu'u - gi
TFFT .o	jo	gi'o	go - gi	gu'o - gi
TFFF .e	je	gi'e	ge - gi	gu'e - gi
FTTT na .a nai	na ja nai	na gi'a nai	ga nai - gi nai	gu'a nai - gi nai
FTTF .o nai	jo nai	gi'o nai	go - gi nai	gu'o - gi nai
FTFT se .u nai	se ju nai	se gi'u nai	se gu - gi nai	se gu'u - gi nai
FTFF .e nai	je nai	gi'e nai	ge - gi nai	gu'e - gi nai
FFTT na .u	na ju	na gi'u	gu nai - gi	gu'u nai - gi
FFTF na .e	na je	na gi'e	ge nai - gi	gu'e nai - gi
FFFT na .e nai	na je nai	na gi'e nai	ge nai - gi nai	gu'e nai - gi nai

Note: ijeks are exactly the same as the corresponding jeks, except for the prefixed [i](#).

14.22. Rules for making logical and non-logical connectives

The full set of rules for inserting [na](#), [se](#), and [nai](#) into any connective is:

Afterthought logical connectives (eks, jeks, giheks, ijeks):

- Negate first construct: Place [na](#) before the connective cmavo (but after the [i](#) of an ijek).
- Negate second construct: Place [nai](#) after the connective cmavo.
- Exchange constructs: Place [se](#) before the connective cmavo (after [na](#) if any).

Forethought logical connectives (geks, guheks):

- Negate first construct: Place [nai](#) after the connective cmavo.
- Negate second construct: Place [nai](#) after the [gi](#).
- Exchange constructs: Place [se](#) before the connective cmavo.

Non-logical connectives (joiks, joigiks):

- Negate connection: Place [nai](#) after the connective cmavo (but before the [gi](#) of a joigik).
- Exchange constructs: Place [se](#) before the connective cmavo.

14.23. Locations of other tables

[Section 14.1](#): a table explaining the meaning of each truth function in English.

[Section 14.2](#): a table relating the truth functions to the four basic vowels.

[Section 14.13](#): a table of the connective question cmavo.

[Section 14.14](#): a table of the meanings of JOI cmavo when used to connect sumti.

Chapter 15. “ No ” problems: on Lojban negation

The picture for chapter 15

15.1. Introductory

The grammatical expression of negation is a critical part of Lojban's claim to being logical. The problem of negation, simply put, is to come up with a complete definition of the word “ not ” . For Lojban's unambiguous grammar, this means further that meanings of “ not ” with different grammatical effect must be

different words, and even different grammatical structures.

Logical assertions are implicitly required in a logical language; thus, an apparatus for expressing them is built into Lojban's logical connectives and other structures.

In natural languages, especially those of Indo-European grammar, we have sentences composed of two parts which are typically called “ subject ” and “ predicate ” . In the statement

Example 15.1.

John goes to the store

“ John ” is the subject, and “ goes to the store ” is the predicate. Negating [Example 15.1](#) to produce

Example 15.2.

John doesn't go to the store.

has the effect of declaring that the predicate does not hold for the subject. [Example 15.2](#) says nothing about whether John goes somewhere else, or whether someone else besides John goes to the store.

We will call this kind of negation “ natural language negation ” . This kind of negation is difficult to manipulate by the tools of logic, because it doesn't always follow the rules of logic. Logical negation is bi-polar: either a statement is true, or it is false. If a statement is false, then its negation must be true. Such negation is termed contradictory negation.

Let's look at some examples of how natural language negation can violate the rules of contradictory negation.

Example 15.3.

Some animals are not white.

Example 15.4.

Some animals are white.

Both of these statements are true; yet one is apparently the negation of the other. Another example:

Example 15.5.

I mustn't go to the dance.

Example 15.6.

I must go to the dance.

At first thought, [Example 15.5](#) negates [Example 15.6](#). Thinking further, we realize that there is an intermediate state wherein I am permitted to go to the dance, but not obligated to do so. Thus, it is possible that both statements are false.

Sometimes order is significant:

Example 15.7.

The falling rock didn't kill Sam.

Example 15.8.

Sam wasn't killed by the falling rock.

Our minds play tricks on us with this one. Because [Example 15.7](#) is written in what is called the " active voice " , we immediately get confused about whether " the falling rock " is a suitable subject for the predicate " did kill Sam " . " Kill " implies volition to us, and rocks do not have volition. This confusion is employed by opponents of gun control who use the argument " Guns don't kill people; people kill people. "

Somehow, we don't have the same problem with [Example 15.8](#). The subject is Sam, and we determine the truth or falsity of the statement by whether he was or wasn't killed by the falling rock.

[Example 15.8](#) also helps us focus on the fact that there are at least two questionable facts implicit in this sentence: whether Sam was killed, and if so, whether the falling rock killed him. If Sam wasn't killed, the question of what killed him is moot.

This type of problem becomes more evident when the subject of the sentence turns out not to exist:

Example 15.9.

The King of Mexico didn't come to dinner.

Example 15.10.

The King of Mexico did come to dinner.

In the natural languages, we would be inclined to say that both of these statements are false, since there is no King of Mexico.

The rest of this chapter is designed to explain the Lojban model of negation.

15.2. bridi negation

In discussing Lojban negation, we will call the form of logical negation that simply denies the truth of a statement “bridi negation”. Using bridi negation, we can say the equivalent of “I haven't stopped beating my wife” without implying that I ever started, nor even that I have a wife, meaning simply “It isn't true that I have stopped beating my wife.” Since Lojban uses bridi as smaller components of complex sentences, bridi negation is permitted in these components as well at the sentence level.

For the bridi negation of a sentence to be true, the sentence being negated must be false. A major use of bridi negation is in making a negative response to a yes/no question; such responses are usually contradictory, denying the truth of the entire sentence. A negative answer to

Example 15.11.

Did you go to the store?

is taken as a negation of the entire sentence, equivalent to

Example 15.12.

No, I didn't go to the store.

The most important rule about bridri negation is that if a bridri is true, its negation is false, and vice versa.

The simplest way to express a bridri negation is to use the cmavo *na* of selma'o NA before the selbri of the affirmative form of the bridri (but after the *cu*, if there is one):

Example 15.13.

miklamale zarci
I go-to thestore.

when negated becomes:

Example 15.14.

mina klamale zarci
I [false]go-to thestore.

Note that we have used a special convention to show in the English that a bridri negation is present. We would like to use the word “ not ”, because this highlights the naturalness of putting the negation marker just before the selbri, and makes the form easier to learn. But there is a major difference between Lojban's bridri negation with *na* and natural language negation with “ not ”. In English, the word “ not ” can apply to a single word, to a phrase, to an English predicate, or to the entire sentence. In addition, “ not ” may indicate either contradictory negation or another form of negation, depending on the sentence. Lojban's internal bridri negation, on the other hand, always applies to an entire bridri, and is always a contradictory negation; that is, it contradicts the claim of the whole bridri.

Because of the ambiguity of English “ not ”, we will use “ [false] ” in the translation of Lojban examples to remind the reader that we are expressing a contradictory negation. Here are more examples of bridri negation:

Example 15.15.

mi[cu]na ca klama le zarci
I [false]now am-a-go-er-to the market.

I am not going to the market now.

Example 15.16.

lo ca nolraitru be
The-actual present noblest-governor of
le fasygu'e cuna krecau
the French-country [false]is-hair-without.

The current king of France isn't bald.

Example 15.17.

ti na barda prenu co melbi mi
This [false]is-a-big person of-type (beautiful-to me).

This isn't a big person who is beautiful to me.

Although there is this fundamental difference between Lojban's internal bridj negation and English negation, we note that in many cases, especially when there are no existential or quantified variables (the cmavo *da*, *de*, and *di* of selma'o KOhA, explained in [Chapter 16](#)) in the bridj, you can indeed translate Lojban *na* as “ not ” (or “ isn't ” or “ doesn't ” , as appropriate).

The most important rule about bridj negation is that if a bridj is true, its negation is false, and vice versa.

In Lojban, there are several structures that implicitly contain bridj, so that Lojban sentences may contain more than one occurrence of *na*. For example:

Example 15.18.

mina gleki le nu
I [false]am-happy-about the event-of
na klama le nu dansu
([false]going-to the event-of dancing).

It is not the case that I am happy about it not being the case that I am going to the dance.

I am not happy about not going to the dance.

In the previous example, we used internal negations in abstraction *bridi*; *bridi* negation may also be found in descriptions within *sumti*. For example:

Example 15.19.

minelci le na melbi
I am-fond-of-the-one-described-as ([false] beautiful).

I am fond of the one who isn't beautiful.

A more extreme (and more indefinite) example is:

Example 15.20.

minelci lo na
I am-fond-of-one-who-is ([false]
ca nolraitru be le frasygu fasygu'e
the-current king of the French-country).

I am fond of one who isn't the current king of France.

The claim of [Example 15.20](#) could apply to anyone except a person who is fond of no one at all, since the relation within the description is false for everyone. You cannot readily express these situations in colloquial English.

Negation with *na* applies to an entire *bridi*, and not to just part of a *selbri*. Therefore, you won't likely have reason to put *na* inside a *tanru*. In fact, the grammar currently does not allow you to do so (except in a *lujvo* and in elaborate constructs involving *GUhA*, the forethought connector for *selbri*). Any situation where you might want to do so can be expressed in a less-compressed non-*tanru* form. This grammatical restriction helps ensure that *bridi* negation is kept separate from other forms of negation.

The grammar of *na* allows multiple adjacent negations, which cancel out, as in normal logic:

Example 15.21.

ti na na barda prenu co melbi mi
This [false][false] is-a-big person that is-(beautiful-to me).

which is the same as:

Example 15.22.

ti barda prenu co melbi mi
This is-a-big person that is-(beautiful-to me).

When a selbri is tagged with a tense or a modal, negation with *na* is permitted in two positions: before or after the tag. No semantic difference between these forms has yet been defined, but this is not finally determined, since the interactions between tenses/modals and bridged negation have not been fully explored. In particular, it remains to be seen whether sentences using less familiar tenses, such as:

Example 15.23.

mi[cu]ta'e klamale zarci
I habitually go-to the market.

mean the same thing with *na* before the *ta'e*, as when the negation occurs afterwards; we'll let future, Lojban-speaking, logicians decide on how they relate to each other.

A final caution on translating English negations into Lojban: if you translate the English literally, you'll get the wrong one. With English causal statements, and other statements with auxiliary clauses, this problem is more likely.

Thus, if you translate the English:

Example 15.24.

I do not go to the market because the car is broken.

as:

Example 15.25.

mina klamale zarci ki'u
I [false]go-to the market because-of
lenu le karce cuspo fu
the-event-of the car is-broken.

It is false that: I go to the market because the car is broken.

you end up negating too much.

Such mistranslations result from the ambiguity of English compounded by the messiness of natural language negation. A correct translation of the normal interpretation of [Example 15.24](#) is:

Example 15.26.

le nu mi na klama le zarci cusekrinu
The event-of(my[false]going-to-the market) is-justified-by
le nu le karce cuspofo
the event-of(the car being-broken).

My not going to the market is because the car is broken.

In [Example 15.26](#), the negation is clearly confined to the event abstraction in the x_1 sumti, and does not extend to the whole sentence. The English could also have been expressed by two separate sentences joined by a causal connective (which we'll not go into here).

The problem is not confined to obvious causals. In the English:

Example 15.27.

I was not conscripted into the Army with the help of my uncle the Senator.

we do not intend the uncle's help to be part of the negation. We must thus move the negation into an event clause or use two separate sentences. The event-clause version would look like:

Example 15.28.

The event-of (my [false] being-conscripted-into the Army) was aided by my uncle the Senator.

It is possible that someone will want to incorporate bridi negations into *lujvo*. For

this reason, the rafsi *-nar-* has been reserved for [na](#). However, before using this rafsi, make sure that you intend the contradictory brid negation, and not the scalar negation described in [Section 15.3](#), which will be much more common in tanru and lujvo.

15.3. Scalar negation

Let us now consider some other types of negation. For example, when we say:

Example 15.29.

The chair is not brown.

we make a positive inference – that the chair is some other color. Thus, it is legitimate to respond:

Example 15.30.

It is green.

Whether we agree that the chair is brown or not, the fact that the statement refers to color has significant effect on how we interpret some responses. If we hear the following exchange:

Example 15.31.

The chair is not brown.

Correct. The chair is wooden.

we immediately start to wonder about the unusual wood that isn't brown. If we hear the exchange:

Example 15.32.

Is the chair green?

No, it is in the kitchen.

we are unsettled because the response seems to be a non-sequitur. But since it

might be true and it is a statement about the chair, one can't say it is entirely irrelevant!

What is going on in these statements is something called “ scalar negation ” . As the name suggests, scalar negation presumes an implied scale. A negation of this type not only states that one scalar value is false, but implies that another value on the scale must be true. This can easily lead to complications. The following exchange seems reasonably natural (a little suspension of disbelief in such inane conversation will help):

Example 15.33.

That isn't a blue house.

Right! That is a green house.

We have acknowledged a scalar negation by providing a correct value which is another color in the set of colors permissible for houses. While a little less likely, the following exchange is also natural:

Example 15.34.

That isn't a blue house.

Right! That is a blue car.

Again, we have acknowledged a scalar negation, and substituted a different object in the universe of discourse of things that can be blue.

Now, if the following exchange occurs:

Example 15.35.

That isn't a blue house.

Right! That is a green car.

we find the result unsettling. This is because it seems that two corrections have been applied when there is only one negation. Yet out of context, “ blue house ” and “ green car ” seem to be reasonably equivalent units that should be mutually replaceable in a sentence. It's just that we don't have a clear way in English to say:

Example 15.36.

That isn't a " blue-house " .

aloud so as to clearly imply that the scalar negation is affecting the pair of words as a single unit.

Another even more confusing example of scalar negation is to the sentence:

Example 15.37.

John didn't go to Paris from Rome.

Might [Example 15.37](#) imply that John went to Paris from somewhere else? Or did he go somewhere else from Rome? Or perhaps he didn't go anywhere at all: maybe someone else did, or maybe there was no event of going whatsoever. One can devise circumstances where any one, two or all three of these statements might be inferred by a listener.

In English, we have a clear way of distinguishing scalar negation from predicate negation that can be used in many situations. We can use the partial word " non- " as a prefix. But this is not always considered good usage, even though it would render many statements much clearer. For example, we can clearly distinguish

Example 15.38.

That is a non-blue house.

from the related sentence

Example 15.39.

That is a blue non-house.

[Example 15.38](#) and [Example 15.39](#) have the advantage that, while they contain a negative indication, they are in fact positive assertions. They say what is true by excluding the false; they do not say what is false.

We can't always use " non- " though, because of the peculiarities of English's grammar. It would sound strange to say:

Example 15.40.

John went to non-Paris from Rome.

or

Example 15.41.

John went to Paris from non-Rome.

although these would clarify the vague negation. Another circumlocution for English scalar negation is “ other than ” , which works where “ non- ” does not, but is wordier.

Finally, we have natural language negations that are called polar negations, or opposites:

Example 15.42.

John is moral

Example 15.43.


John is immoral

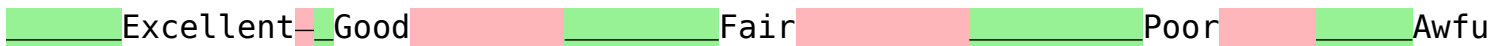

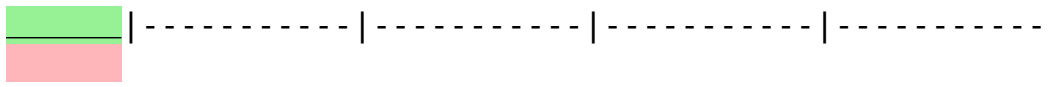
To be immoral is much more than to just be not moral: it implies the opposite condition. Statements like [Example 15.43](#) are strong negations which not only deny the truth of a statement, but assert its opposite. Since, “ opposite ” implies a scale, polar negations are a special variety of scalar negations.

To examine this concept more closely, let us draw a linear scale, showing two examples of how the scale is used:



 Affirmations  (positive)  Negations  (negative)





Some scales are more binary than the examples we diagrammed. Thus we have “not necessary” or “unnecessary” being the polar opposite of necessary. Another scale, especially relevant to Lojban, is interpreted based on situations modified by one’s philosophy: “not true” may be equated with “false” in a bi-valued truth-functional logic, while in tri-valued logic an intermediate between “true” and “false” is permitted, and in fuzzy logic a continuous scale exists from true to false. The meaning of “not true” requires a knowledge of which variety of truth scale is being considered.

We will define the most general form of scalar negation as indicating only that the particular point or value in the scale or range is not valid and that some other (unspecified) point on the scale is correct. This is the intent expressed in most contexts by “not mild”, for example.

Using this paradigm, contradictory negation is less restrictive than scalar negation - it says that the point or value stated is incorrect (false), and makes no statement about the truth of any other point or value, whether or not on the scale.

In English, scalar negation semantically includes phrases such as “other than”, “reverse of”, or “opposite from” expressions and their equivalents. More commonly, scalar negation is expressed in English by the prefixes “non-”, “un-”, “il-”, and “im-”. Just which form and permissible values are implied by a scalar negation is dependent on the semantics of the word or concept which is being negated, and on the context. Much confusion in English results from the uncontrolled variations in meaning of these phrases and prefixes.

In the examples of [Section 15.4](#), we will translate the general case of scalar negation using the general formula “other than” when a phrase is scalar-negated, and “non-” when a single word is scalar-negated.

15.4. selbri and tanru negation

All the scalar negations illustrated in [Section 15.3](#) are expressed in Lojban using

the cmavo [na'e](#) (of selma'o NAhE). The most common use of [na'e](#) is as a prefix to the selbri:

Example 15.44.

miklamale zarci
I go-to the market.

Example 15.45.

mina'e klamale zarci
I (other-than go-to) the market.

Comparing these two, we see that the negation operator being used in [Example 15.45](#) is [na'e](#). But what exactly does [na'e](#) negate? Does the negation include only the gismu [klama](#), which is the entire selbri in this case, or does it include the *le zarci* as well? In Lojban, the answer is unambiguously “only the gismu”. The cmavo [na'e](#) always applies only to what follows it.

[Example 15.45](#) looks as if it were parallel to:

Example 15.46.

mina klamale zarci
I [false]go-to the market.

but in fact there is no real parallelism at all. A negation using [na](#) denies the truth of a relationship, but a selbri negation with [na'e](#) asserts that a relationship exists other than that stated, one which specifically involves the sumti identified in the statement. The grammar allotted to [na'e](#) allows us to unambiguously express scalar negations in terms of scope, scale, and range within the scale. Before we explain the scalar aspects, let us show how the scope of [na'e](#) is determined.

In tanru, we may wish to negate an individual element before combining it with another to form the tanru. We in effect need a shorter-than-selbri-scope negation, for which we can use [na'e](#) as well. The positive sentence

Example 15.47.

micadzu klamale zarci
I walking-lygo-to the market.

can be subjected to selbri negation in several ways. Two are:

Example 15.48.

mina'e cadzu klamale zarci
I (other-than walkingly) go-to the market.

Example 15.49.

micadzu na'e klamale zarci
I walkingly (other-than go-to) the market.

These negations show the default scope of *na'e* is close-binding on an individual brivla in a tanru. [Example 15.48](#) says that I am going to the market, but in some kind of a non-walking manner. (As with most tanru, there are a few other possible interpretations, but we'll assume this one - see [Chapter 5](#) for a discussion of tanru meaning).

In neither [Example 15.48](#) nor [Example 15.49](#) does the *na'e* negate the entire selbri. While both sentences contain negations that deny a particular relationship between the sumti, they also have a component which makes a positive claim about such a relationship. This is clearer in [Example 15.48](#), which says that I am going, but in a non-walking manner. In [Example 15.49](#), we have claimed that the relationship between me and the market in some way involves walking, but is not one of "going to" (perhaps we are walking around the market, or walking-in-place while at the market).

The "scale", or actually the "set", implied in Lojban tanru negations is anything which plausibly can be substituted into the tanru. (Plausibility here is interpreted in the same way that answers to a *mo* question must be plausible - the result must not only have the right number of places and have sumti values appropriate to the place structure, it must also be appropriate or relevant to the context.) This minimal condition allows a speaker to be intentionally vague, while still communicating meaningful information. The speaker who uses selbri negation is denying one relationship, while minimally asserting a different relationship.

We also need a scalar negation form that has a scope longer than a single brivla. There exists such a longer-scope selbri negation form, as exemplified by (each Lojban sentence in the next several examples is given twice, with parentheses in the second copy showing the scope of the *na'e*):

Example 15.50.

mina'e ke cadzu klama[ke'e] le zarci
mina'e (ke cadzu klama[ke'e]) le zarci
I other-than(walkingly go-to) the market.

This negation uses the same *ke* and *ke'e* delimiters (the *ke'e* is always elidable at the end of a selbri) that are used in tanru. The sentence clearly negates the entire selbri. The *ke'e*, whether elided or not, reminds us that the negation does not include the trailing sumti. While the trailing-sumti place-structure is defined as that of the final brivla, the trailing sumti themselves are not part of the selbri and are thus not negated by *na'e*.

Negations of just part of the selbri are also permitted:

Example 15.51.

mina'e ke sutra cadzu ke'e klamale zarci
 mina'e (kesutra cadzu ke'e)klamale zarci
 I other-than(quicklywalkingly) go-to the market.

In [Example 15.51](#), only the *sutra cadzu* tanru is negated, so the speaker is indeed going to the market, but not by walking quickly.

Negations made with *na'e* or *na'eke* also include within their scope any sumti attached to the brivla or tanru with *be* or *bei*. Such attached sumti are considered part of the brivla or tanru:

Example 15.52.

mina'e kesutra cadzu bele mi birka
 I other-than(quicklywalking on the of-me arms-ly
 ke'eklamale zarci
) go-to the market.

Note that [Example 15.53](#) and [Example 15.54](#) do not express the same thing:

Example 15.53.

mina'e ke sutra cadzu [ke'e] lemibirka
 mina'e (kesutra cadzu [ke'e])lemibirka
 I other-than(quicklywalk-on) my arms.

Example 15.54.

mina'e ke sutra cadzu be lemi birka [ke'e]
 mina'e (kesutra cadzu be lemi birka [ke'e])

I other-than(quicklywalk onmy arms).

The translations show that the negation in [Example 15.53](#) is more restricted in scope; i.e. less of the sentence is negated with respect to x_1 ([mi](#)).

Logical scope being an important factor in Lojban's claims to be unambiguous, let us indicate the relative precedence of [na'e](#) as an operator. Grouping with [ke](#) and [ke'e](#), of course, has an overt scope, which is its advantage. [na'e](#) is very close binding to its brivla. Internal binding of tanru, with [bo](#), is not as tightly bound as [na'e](#). [co](#), the tanru inversion operator has a scope that is longer than all other tanru constructs.

In short, [na'e](#) and [na'eke](#) define a type of negation, which is shorter in scope than bridi negation, and which affects all or part of a selbri. The result of [na'e](#) negation remains an assertion of some specific truth and not merely a denial of another claim.

The similarity becomes striking when it is noticed that the rafsi [-nal-](#), representing [na'e](#) when a tanru is condensed into a lujvo, forms an exact parallel to the English usage of *non-*. Turning a series of related negations into lujvo gives:

Example 15.55.

- [na'e klama](#) becomes [nalkla](#)
- [na'e cadzu klama](#) becomes [naldzukla](#)
- [na'e sutra cadzu klama](#) becomes [nalsu'adzukla](#)
- [na'e ke sutra cadzu ke'e klama](#) becomes [nalsu'adzuke'ekla](#)

Note: [-kem-](#) is the rafsi for [ke](#), but it is omitted in the final lujvo as superfluous - [ke'e](#) is its own rafsi, and its inclusion in the lujvo implies a [ke](#) after the [-nal-](#), since it needs to close something; only a [ke](#) immediately after the negation would make the [ke'e](#) meaningful in the tanru expressed in this lujvo.

In a lujvo, it is probably clearest to translate [-nal-](#) as “ non- ”, to match the English combining forms, except when the [na'e](#) has single word scope and English uses “ un- ” or “ im- ” to negate that single word. Translation style should determine the use of “ other than ”, “ non- ”, or another negator for [na'e](#) in tanru; the translator must render the Lojban into English so it is clear in context. Let's go back to our simplest example:

Example 15.56.

mina'e klama le zarci
I other-than(go-to)the market.
I not go-to the market.

Example 15.57.

minalkla le zarci
I am-a-non-go-er-to the market.

Note that to compare with the English translation form using “ non- ” , we've translated the Lojban as if the selbri were a noun. Since Lojban [klama](#) is indifferently a noun, verb, or adjective, the difference is purely a translation change, not a true change in meaning. The English difference seems significant, though, due to the strongly different English grammatical forms and the ambiguity of English negation.

Consider the following highly problematic sentence:

Example 15.58.

lo ca nolraitru
An-actual currently noblest-governor
bele fasygu'e cukrecau
of the French-country is-hair-without.

The current King of France is bald.

The selbri [krecau](#) negates with [na'e](#) as:

Example 15.59.

lo ca nolraitru
An-actual currently noblest-governor
bele fasygu'e cuna'e krecau
of the French-country is-other-than hair-without.

The current King of France is other-than-bald.

or, as a *lujvo*:

Example 15.60.

lo ca nolraitru
An-actual currently noblest-governor
bele fasygu'e cunalkrecau
of the French-country is-non-hair-without.

The current King of France is a non-bald-one.

[Example 15.59](#) and [Example 15.60](#) express the predicate negation forms using a negation word (*na'e*) or rafsi (*-nal-*); yet they make positive assertions about the current King of France; ie., that he is other-than-bald or non-bald. This follows from the close binding of *na'e* to the brivla. The *lujvo* form makes this overt by absorbing the negative marker into the word.

Since there is no current King of France, it is false to say that he is bald, or non-bald, or to make any other affirmative claim about him. Any sentence about the current King of France containing only a *selbri* negation is as false as the sentence without the negation. No amount of *selbri* negations have any effect on the truth value of the sentence, which is invariably “ false ” , since no affirmative statement about the current King of France can be true. On the other hand, *bridi* negation does produce a truth:

Example 15.61.

lo ca nolraitru
An-actual current noblest-governor
bele fasygu'e cuna krecau
of the French-country [false]is-hair-without.

It is false that the current King of France is bald.

Note: *lo* is used in these sentences because negation relates to truth conditions. To meaningfully talk about truth conditions in sentences carrying a description, it must be clear that the description actually applies to the referent. A sentence using *le* instead of *lo* can be true even if there is no current king of France, as long as the speaker and the listener agree to describe something as the current king of France. (See the explanations of *le* in [Section 6.2](#).)

15.5. Expressing scales in selbri negation

In expressing a scalar negation, we can provide some indication of the scale, range, frame-of-reference, or universe of discourse that is being dealt with in an assertion. As stated in [Section 15.4](#), the default is the set of plausible alternatives. Thus if we say:

Example 15.62.

le stizu cuna'e xunre
The chair is-a-non-(red-thing).

the pragmatic interpretation is that we mean a different color and not

Example 15.63.

le stizu cudzukla bele zarci
The chair walkingly-goes to the market.

However, if we have reason to be more explicit (an obtuse or contrary listener, or simply an overt logical analysis), we can clarify that we are referring to a color by saying:

Example 15.64.

le stizu cuna'e xunreskari
The chair (is-of-a-nonred) color.

We might also have reduced the pragmatic ambiguity by making the two trailing sumti values explicit (the “ as perceived by ” and “ under conditions ” places have been added to the place structure of [xunre](#)). But assume we have a really stubborn listener (an artificially semi-intelligent computer?) who will find a way to misinterpret [Example 15.64](#) even with three specific sumti provided.

In this case, we use a sumti tagged with the sumtcita [ci'u](#), which translates roughly as “ on a scale of X ”, where X is the sumti. For maximal clarity, the tagged sumti can be bound into the negated selbri with [be](#). To clarify [Example 15.64](#), we might say:

Example 15.65.

le stizu cuna'e xunrebeci'u loka skari
The chair is-non(red on-a-scale-of-a-property color-ness).

We can alternately use the sumtcita [teci'e](#), based on [ciste](#), which translates roughly as “ of a system of components X ” , for universes of discourse; in this case, we would express [Example 15.64](#) as:

Example 15.66.

le stizu cuna'e xunre
The chair is-a-non (red
beteci'e le skari
of a-system with-components-the colors)-thing.

Other places of [ciste](#) can be brought out using the grammar of selma'o BAI modals, allowing slightly different forms of expression, thus:

Example 15.67.

le stizu cuna'e xunre
The chair is-a-non (red
beci'e lo'i skari
of a-system which-is-the-set-of colors)-thing.

The cmavo [le'a](#), also in selma'o BAI, can be used to specify a category:

Example 15.68.

le stizu cuna'e xunre
The chair is-a-non (red
bele'a lo'i skari
of a-category which-is-the-set-of colors)-thing.

which is minimally different in meaning from [Example 15.67](#).

The cmavo [na'e](#) is not the only member of selma'o NAhE. If we want to express a scalar negation which is a polar opposite, we use the cmavo [to'e](#), which is grammatically equivalent to [na'e](#):

Example 15.69.

le stizu cuto'e xunrebeci'u loka skari
The chair is-a-(opposite-of red) on scale a-property-of color-ness.

Likewise, the midpoint of a scale can be expressed with the cmavo [no'e](#), also grammatically equivalent to [na'e](#). Here are some parallel examples of [na'e](#), [no'e](#), and [to'e](#):

Example 15.70.

ta melbi
That is beautiful.

Example 15.71.

ta na'e melbi
That is other-than beautiful.

That is ugly [in one sense].

Example 15.72.

ta no'e melbi
That is neutrally beautiful.

That is plain/ordinary-looking (neither ugly nor beautiful).

Example 15.73.

ta to'e melbi
That is opposite-of beautiful.

That is ugly/very ugly/repulsive.

The cmavo [to'e](#) has the assigned rafsi *-tol-* and *-to'e-*; the cmavo [no'e](#) has the assigned rafsi *-nor-* and *-no'e-*. The selbri in [Example 15.71](#) through [Example 15.73](#) could be replaced by the *lujvo* *nalmle*, *normle*, and *tolmle* respectively.

This large variety of scalar negations is provided because different scales have different properties. Some scales are open-ended in both directions: there is no “ultimately ugly” or “ultimately beautiful”. Other scales, like temperature, are open at one end and closed at the other: there is a minimum temperature (so-

called “ absolute zero ”) but no maximum temperature. Still other scales are closed at both ends.

Correspondingly, some selbri have no obvious [to'e](#) - what is the opposite of a dog? - while others have more than one, and need [ci'u](#) to specify which opposite is meant.

15.6. sumti negation

There are two ways of negating sumti in Lojban. We have the choice of quantifying the sumti with zero, or of applying the sumti-negator *na'ebo* before the sumti. It turns out that a zero quantification serves for contradictory negation. As the cmavo we use implies, *na'ebo* forms a scalar negation.

Let us show examples of each.

Example 15.74.

no lo ca nolraitru be
Zero of-those-who-are currently noblest-governors of
le fasygu'e cukrecau
the French-country are-hair-without.

No current king of France is bald.

Is [Example 15.74](#) true? Yes, because it merely claims that of the current Kings of France, however many there may be, none are bald, which is plainly true, since there are no such current Kings of France.

Now let us look at the same sentence using *na'ebo* negation:

Example 15.75.

na'ebo lo ca nolraitru
Something-other-than (the current noblest-governor
bele fasygu'e cukrecau
of the French-country) is-hair-without.

Something other than the current King of France is bald.

[Example 15.75](#) is true provided that something reasonably describable as “ other than a current King of France ” , such as the King of Saudi Arabia, or a former

King of France, is in fact bald.

In place of *na'ebo*, you may also use *no'ebo* and *to'ebo*, to be more specific about the sumti which would be appropriate in place of the stated sumti. Good examples are hard to come by, but here's a valiant try:

Example 15.76.

mi klama to'ebo la .bastn.
I go-to the-opposite-of-that-named Boston.

I go to Perth.

(Boston and Perth are nearly, but not quite, antipodal cities. In a purely United States context, San Francisco might be a better “opposite”.) Coming up with good examples is difficult, because attaching *to'ebo* to a description sumti is usually the same as attaching *to'e* to the selbri of the description.

It is not possible to transform sumti negations of either type into bridi negations or scalar selbri negations. Negations of sumti will be used in Lojban conversation. The inability to manipulate these negations logically will, it is hoped, prevent the logical errors that result when natural languages attempt corresponding manipulations.

15.7. Negation of minor grammatical constructs

We have a few other constructs that can be negated, all of them based on negating individual words. For such negation, we use the suffix-combining negator, which is *nai*. *nai*, by the way, is almost always written as a compound into the previous word that it is negating, although it is a regular separate-word cmavo and the sole member of selma'o NAI.

Most of these negation forms are straightforward, and should be discussed and interpreted in connection with an analysis of the particular construct being negated. Thus, we will not go into much detail here.

The following are places where *nai* is used:

When attached to tenses and modals (see [Section 9.13](#), [Section 10.9](#), [Section 10.18](#) and [Section 10.20](#)), the *nai* suffix usually indicates a contradictory negation of the tagged bridi. Thus *punai* as a tense inflection means “not-in-the-past”, or “not-previously”, without making any implication about any other time period unless explicitly stated. As a result,

Example 15.77.

mina pu klamale zarci
I [false][past]go-to the store.

I didn't go to the store.

and

Example 15.78.

mipunai klamale zarci
I [past-not]go-to the store.

I didn't go to the store.

mean exactly the same thing, although there may be a difference of emphasis.

Tenses and modals can be logically connected, with the logical connectives containing contradictory negations; this allows negated tenses and modals to be expressed positively using logical connectives. Thus *punai je ca* means the same thing as *pu naje ca*.

As a special case, a *-nai* attached to the interval modifiers of selma'o TAhE, ROI, or ZAhO (explained in [Chapter 10](#)) signals a scalar negation:

Example 15.79.

miparoinai dansu le bisli
I [once]-[not]dance-on the ice

means that I dance on the ice either zero or else two or more times within the relevant time interval described by the bridi. [Example 15.79](#) is very different from the English use of “not once”, which is an emphatic way of saying “never” – that is, exactly zero times.

In indicators and attitudinals of selma'o UI or CAI, *nai* denotes a polar negation. As discussed in [Section 13.4](#), most indicators have an implicit scale, and *nai* changes the indicator to refer to the opposite end of the scale. Thus *.uinai* expresses unhappiness, and *.ienai* expresses disagreement (not ambivalence, which is expressed with the neutral or undecided intensity as *.iecu'i*).

Vocative cmavo of selma'o COI are considered a kind of indicator, but one which identifies the listener. Semantically, we could dispense with about half of the COI

selma'o words based on the scalar paradigm. For example, *co'o* could be expressed as *coinai* . However, this is not generally done.

Most of the COI cmavo are used in what are commonly called protocol situations. These protocols are used, for example, in radio conversations, which often take place in a noisy environment. The negatives of protocol words tend to convey diametrically opposite communications situations (as might be expected). Therefore, only one protocol vocative is dependent on *nai*: negative acknowledgement, which is *je'enai* (“ I didn't get that ”).

Unlike the attitudinal indicators, which tend to be unimportant in noisy situations, the protocol vocatives become more important. So if, in a noisy environment, a protocol listener makes out only *nai*, he or she can presume it is a negative acknowledgement and repeat transmission or otherwise respond accordingly. [Section 13.14](#) provides more detail on this topic.

The abstractors of selma'o NU follow the pattern of the tenses and modals. NU allows negative abstractions, especially in compound abstractions connected by logical connectives: *pu'ujeza'inai* , which corresponds to *pu'u jenai za'i* just as *punai je ca* corresponds to *pu naje ca* . It is not clear how much use logically connected abstractors will be: see [Section 11.12](#) .

A *nai* attached to a non-logical connective (of selma'o JOI or BIhI) is a scalar negation, and says that the bridi is false under the specified mixture, but that another connective is applicable. Non-logical connectives are discussed in [Section 14.14](#) .

15.8. Truth questions

One application of negation is in answer to truth questions (those which expect the answers “ Yes ” or “ No ”). The truth question cmavo *xu* is in selma'o UI; placed at the beginning of a sentence, it asks whether the sentence as a whole is true or false.

Example 15.80.

xu la .djan.pu klama
Is-it-true-that: (that-named John previously went to
la .paris..e la .rom.
that-named Paris and that-named Rome.)

You can now use each of the several kinds of negation we've discussed in answer to this (presuming the same question and context for each answer).

The straightforward negative answer is grammatically equivalent to the expanded

sentence with the *na* immediately after the *cu* (and before any tense/modal):

Example 15.81.

na go'i
[false][repeat-previous]

No.

which means

Example 15.82.

la .djan.[cu] na pu klama
That-named John [false] previously went-to
la .paris..e la .rom.
that-named Paris and that-named Rome.

It's not true that John went to Paris and Rome.

The respondent can change the tense, putting the *na* in either before or after the new tense:

Example 15.83.

na ba go'i
[false][future][repeat-previous]

meaning

Example 15.84.

la .djan.[cu] na ba klama
That-named John [false] later will-go-to
la .paris..e la .rom.
that-named Paris and that-named Rome.

It is false that John will go to Paris and Rome.

or alternatively

Example 15.85.

ba na go'i
[future][false][repeat-previous]

meaning

Example 15.86.

la .djan.[cu]ba na
that-namedJohn later-will[false]
klamala .paris..e la .rom.
go-to that-namedParis andthat-namedRome.

We stated in [Section 15.32](#) that sentences like [Example 15.84](#) and [Example 15.86](#) appear to be semantically identical, but that subtle semantic distinctions may eventually be found.

You can also use a scalar negation with [na'e](#), in which case, it is equivalent to putting a *na'eke* immediately after any tense:

Example 15.87.

na'e go'i
other-than[repeat-previous]

which means

Example 15.88.

la .djan.[cu]pu na'eke klama [ke'e]
that-namedJohn previouslyother-than(went-to)
la .paris..e la .rom.
that-namedParis andthat-namedRome.

He might have telephoned the two cities instead of going there. The unnecessary [ke](#) and [ke'e](#) would have been essential if the selbri had been a tanru.

15.9. Affirmations

There is an explicit positive form for both selma'o NA ([ja'a](#)) and selma'o NAhE ([je'a](#)), each of which would supplant the corresponding negator in the grammatical position used, allowing one to assert the positive in response to a negative question or statement without confusion. Assuming the same context as in [Section 15.8](#):

Example 15.89.

xu na go'i
Is-it-true-that[false][repeat-previous]?

or equivalently

Example 15.90.

xu la .djan.[cu]na pu
Is-it-true-that:that-namedJohn [false]previously
klama la .paris..e la .rom.
went-to that-name Paris and that-named Rome.

The obvious, but incorrect, positive response to this negative question is:

Example 15.91.

go'i
[repeat-previous]

A plain [go'i](#) does not mean “ Yes it is ” ; it merely abbreviates repeating the previous statement unmodified, including any negators present; and [Example 15.91](#) actually states that it is false that John went to both Paris and Rome.

When considering:

Example 15.92.

na go'i
[false][repeat-previous]

as a response to a negative question like [Example 15.90](#), Lojban designers had to choose between two equally plausible interpretations with opposite effects. Does [Example 15.92](#) create a double negative in the sentence by adding a new *na* to the one already there (forming a double negative and hence a positive statement), or does the *na* replace the previous one, leaving the sentence unchanged?

It was decided that substitution, the latter alternative, is the preferable choice, since it is then clear whether we intend a positive or a negative sentence without performing any manipulations. This is the way English usually works, but not all languages work this way - Russian, Japanese, and Navajo all interpret a negative reply to a negative question as positive.

The positive assertion *cmavo* of *selma'o NA*, which is "ja'a", can also replace the *na* in the context, giving:

Example 15.93.

ja'a go'i
[true][repeat-previous]

John did go to Paris and Rome.

ja'a can replace *na* in a similar manner wherever the latter is used:

Example 15.94.

mija'a klamale zarci
I [true]go-to the store

I indeed go to the store.

je'a can replace *na'e* in exactly the same way, stating that scalar negation does not apply, and that the relation indeed holds as stated. In the absence of a negation context, it emphasizes the positive:

Example 15.95.

ta je'a melbi
that is-indeed beautiful.

15.10. Metalinguistic negation forms

The question of truth or falsity is not entirely synonymous with negation. Consider the English sentence

Example 15.96.

I have not stopped beating my wife.

If I never started such a heinous activity, then this sentence is neither true nor false. Such a negation simply says that something is wrong with the non-negated statement. Generally, we then use either tone of voice or else a correction to express a preferred true claim: " I never have beaten my wife. "

Negations which follow such a pattern are called " metalinguistic negations " . In natural languages, the mark of metalinguistic negation is that an indication of a correct statement always, or almost always, follows the negation. Tone of voice or emphasis may be further used to clarify the error.

Negations of every sort must be expressible in Lojban; errors are inherent to human thought, and are not excluded from the language. When such negations are metalinguistic, we must separate them from logical claims about the truth or falsity of the statement, as well as from scalar negations which may not easily express (or imply) the preferred claim. Because Lojban allows concepts to be so freely combined in tanru, limits on what is plausible or not plausible tend to be harder to determine.

Mimicking the muddled nature of natural language negation would destroy this separation. Since Lojban does not use tone of voice, we need other means to metalinguistically indicate what is wrong with a statement. When the statement is entirely inappropriate, we need to be able to express metalinguistic negation in a more non-specific fashion.

Here is a list of some different kinds of metalinguistic negation with English-language examples:

Example 15.97.

I have not *stopped* beating my wife

(I never started - failure of presupposition).

Example 15.98.

5 is not blue

(color does not apply to abstract concepts - failure of category).

Example 15.99.

The current King of France is not bald.

(there is no current King of France - existential failure)

Example 15.100.

I do not have THREE children.

(I have two - simple undue quantity)

Example 15.101.

I have not held THREE jobs previously, but four.

(inaccurate quantity; the difference from the previous example is that someone who has held four jobs has also held three jobs)

Example 15.102.

It is not good, but bad.

(undue quantity negation indicating that the value on a scale for measuring the predicate is incorrect)

Example 15.103.

She is not PRETTY; she is beautiful.

(undue quantity transferred to a non-numeric scale)

Example 15.104.

The house is not blue, but green.

(the scale/category being used is incorrect, but a related category applies)

Example 15.105.

The house is not blue, but is colored.

(the scale/category being used is incorrect, but a broader category applies)

Example 15.106.

The cat is not blue, but long-haired.

(the scale/category being used is incorrect, but an unrelated category applies)

Example 15.107.

A: He ain't coming today.

B: " Ain't " ain't a word.

(solecism, or improper grammatical action)

Example 15.108.

I haven't STOOPED beating my wife; I've STOPPED.

(spelling or mispronunciation error)

Example 15.109.

Not only was it a sheep, it was a black sheep.

(non-contradictory correction)

The set of possible metalinguistic errors is open-ended.

Many of these forms have a counterpart in the various examples that we've discussed under logical negation. Metalinguistic negation doesn't claim that the sentence is false or true, though. Rather, it claims that, due to some error in the statement, " true " and " false " don't really apply.

Because one can metalinguistically negate a true statement intending a non-contradictory correction (say, a spelling error), we need a way (or ways) to metalinguistically negate a statement which is independent of our logical negation schemes using *na*, *na'e* and kin. The cmavo *na'i* is assigned this function. If it is present in a statement, it indicates metalinguistically that something in the statement is incorrect. This metalinguistic negation must override any evaluation of the logic of the statement. It is equally allowed in both positive and negative statements.

Since *na'i* is not a logical operator, multiple occurrences of *na'i* need not be assumed to cancel each other. Indeed, we can use the position of *na'i* to indicate metalinguistically what is incorrect, preparatory to correcting it in a later sentence; for this reason, we give *na'i* the grammar of UI. The inclusion of *na'i* anywhere in a sentence makes it a non-assertion, and suggests one or more pitfalls in assigning a truth value.

Let us briefly indicate how the above-mentioned metalinguistic errors can be identified. Other metalinguistic problems can then be marked by devising analogies to these examples:

Existential failure can be marked by attaching *na'i* to the descriptor *lo* or the *poi* in a *da poi* -form sumti. (See [Section 6.2](#) and [Section 16.4](#) for details on these constructions.) Remember that if a *le* sumti seems to refer to a non-existent referent, you may not understand what the speaker has in mind - the appropriate response is then *ki'a*, asking for clarification.

Presupposition failure can be marked directly if the presupposition is overt; if not, one can insert a " mock presupposition " to question with the sumtcita (selma'o BAI) word *ji'u*; *ji'uku* thus explicitly refers to an unexpressed assumption, and *ji'una'iku* metalinguistically says that something is wrong with that assumption. (See [Chapter 9](#).)

Scale errors and category errors can be similarly expressed with selma'o BAI. *le'a* has meaning " of category/class/type X " , *ci'u* has meaning " on scale X " , and *ci'e*, based on *ciste*, can be used to talk about universes of discourse defined either as systems or sets of components, as shown in [Section 15.8](#). *kai* and *la'u* also exist in BAI for discussing other quality and quantity errors.

We have to make particular note of potential problems in the areas of undue quantity and incorrect scale/category. Assertions about the relationships between gismu are among the basic substance of the language. It is thus invalid to logically require that if something is blue, that it is colored, or if it is not-blue,

then it is some other color. In Lojban, [blanu](#) (“ blue ”) is not explicitly defined as a [skari](#) (“ color ”). Similarly, it is not implicit that the opposite of “ good ” is “ bad ” .

This mutual independence of gismu is only an ideal. Pragmatically, people will categorize things based on their world-views. We will write dictionary definitions that will relate gismu, unfortunately including some of these world-view assumptions. Lojbanists should try to minimize these assumptions, but this seems a likely area where logical rules will break down (or where Sapir-Whorf effects will be made evident). In terms of negation, however, it is vital that we clearly preserve the capability of denying a presumably obvious scale or category assumption.

Solecisms, grammatical and spelling errors will be marked by marking the offending word or phrase with [na'i](#) (in the manner of any selma'o UI cmavo). In this sense, [na'i](#) becomes equivalent to the English metalinguistic marker “ [sic] ” . Purists may choose to use ZOI or LOhU/LEhU quotes or [sa'a](#)-marked corrections to avoid repeating a truly unparseable passage, especially if a computer is to analyze the speech/text. See [Section 19.12](#) for explanations of these usages.

In summary, metalinguistic negation will typically take the form of referring to a previous statement and marking it with one or more [na'i](#) to indicate what metalinguistic errors have been made, and then repeating the statement with corrections. References to previous statements may be full repetitions, or may use members of selma'o GOhA. [na'i](#) at the beginning of a statement merely says that something is inappropriate about the statement, without specificity.

In normal use, metalinguistic negation requires that a corrected statement follow the negated statement. In Lojban, however, it is possible to completely and unambiguously specify metalinguistic errors without correcting them. It will eventually be seen whether an uncorrected metalinguistic negation remains an acceptable form in Lojban. In such a statement, metalinguistic expression would involve an ellipsis not unlike that of tenseless expression.

Note that metalinguistic negation gives us another kind of legitimate negative answer to a [xu](#) question (see [Section 15.8](#)). [na'i](#) will be used when something about the questioned statement is inappropriate, such as in questions like “ Have you stopped beating your wife? ” :

Example 15.110.

xu do sisti lezu'o
is-it-true-that: you cease the-activity-of
do rapydarxi ledo fetspe
you repeat-hitting your female-spouse?

Have you stopped beating your wife?

Responses could include:

Example 15.111.

na'i go'i
[metalinguistic-negation][repeat-previous]

The bridi as a whole is inappropriate in some way.

Example 15.112.

go'i na'i
[repeat-previous][metalinguistic-negation]

The selbri ([sisti](#)) is inappropriate in some way.

One can also specifically qualify the metalinguistic negation, by explicitly repeating the erroneous portion of the bridi to be metalinguistically negated, or adding on of the selma'o BAI qualifiers mentioned above:

Example 15.113.

go'i ji'una'iku
[repeat-previous][presupposition-wrong]

Some presupposition is wrong with the previous bridi.

Finally, one may metalinguistically affirm a bridi with [jo'a](#), another cmavo of selma'o UI. A common use for [jo'a](#) might be to affirm that a particular construction, though unusual or counterintuitive, is in fact correct; another usage would be to disagree with - by overriding - a respondent's metalinguistic negation.

15.11. Summary - are all possible questions

about negation now answered?

Example 15.114.

na go'i .ije na'e go'i .ije na'i go'i

Chapter 16. “ Who did you pass on the road? Nobody ” : Lojban and logic

The picture for chapter 16

16.1. What's wrong with this picture?

The following brief dialogue is from *Chapter 7 of Through The Looking Glass* by Lewis Carroll.

Example 16.1.

“ Who did you pass on the road? ” the King went on, holding out his hand to the Messenger for some more hay.

Example 16.2.

“ Nobody, ” said the Messenger.

Example 16.3.

“ Quite right, ” said the King: “ this young lady saw him too. So of course Nobody walks slower than you. ”

Example 16.4.

“ I do my best, ” the Messenger said in a sulky tone. “ I'm sure nobody walks much faster than I do! ”

Example 16.5.

“ He can't do that, ” said the King, “ or else he'd have been here first. ”

This nonsensical conversation results because the King insists on treating the word “ nobody ” as a name, a name of somebody. However, the essential nature of the English word “ nobody ” is that it doesn't refer to somebody; or to put the matter another way, there isn't anybody to which it refers.

The central point of contradiction in the dialogue arises in [Example 16.3](#), when the King says “ ... Nobody walks slower than you ” . This claim would be plausible if “ Nobody ” were really a name, since the Messenger could only pass someone who does walk more slowly than he. But the Messenger interprets the word “ nobody ” in the ordinary English way, and says (in [Example 16.4](#)) “ ... nobody walks much faster than I do ” (i.e., I walk faster, or as fast as, almost everyone), which the King then again misunderstands. Both the King and the Messenger are correct according to their respective understandings of the ambiguous word “ nobody/Nobody ” .

There are Lojban words or phrases corresponding to the problematic English words “ somebody ” , “ nobody ” , “ anybody ” , “ everybody ” (and their counterparts “ some/no/any/everyone ” and “ some/no/any/everything ”), but they obey rules which can often be surprising to English-speakers. The dialogue above simply cannot be translated into Lojban without distortion: the name “ Nobody ” would have to be represented by a Lojban name, which would spoil the perfection of the wordplay. As a matter of fact, this is the desired result: a logical language should not allow two conversationalists to affirm “ Nobody walks slower than the Messenger ” and “ Nobody walks faster than the Messenger ” and both be telling the truth. (Unless, of course, nobody but the Messenger walks at all, or everyone walks at exactly the same speed.)

This chapter will explore the Lojban mechanisms that allow the correct and consistent construction of sentences like those in the dialogue. There are no new grammatical constructs explained in this chapter; instead, it discusses the way in which existing facilities that allow Lojban-speakers to resolve problems like the above, using the concepts of modern logic. However, we will not approach the matter from the viewpoint of logicians, although readers who know something of logic will discover familiar notions in Lojban guise.

Although Lojban is called a logical language, not every feature of it is “ logical ” . In particular, the use of [le](#) is incompatible with logical reasoning based on the description selbri, because that selbri may not truthfully apply: you cannot conclude from my statement that

Example 16.6.

miviskale nanmu
I see the-one-I-refer-to-as-the man.

I see the man/men.

that there really is a man; the only thing you can conclude is that there is one thing (or more) that I choose to refer to as a man. You cannot even tell which man is meant for sure without asking me (although communication is served if you already know from the context).

In addition, the use of attitudinals (see [Chapter 13](#)) often reduces or removes the ability to make deductions about the bridj to which those attitudinals are applied. From the fact that I hope George will win the election, you can conclude nothing about George's actual victory or defeat.

16.2. Existential claims, prenexes, and variables

Let us consider, to begin with, a sentence that is not in the dialogue:

Example 16.7.

Something sees me.

There are two plausible Lojban translations of [Example 16.7](#). The simpler one is:

Example 16.8.

[zo'e] viskami
Something-unspecified sees me.

The cmavo *zo'e* indicates that a sumti has been omitted (indeed, even *zo'e* itself can be omitted in this case, as explained in [Section 7.7](#)) and the listener must fill in the correct value from context. In other words, [Example 16.8](#) means “ ‘ You-know-what ’ sees me. ”

However, [Example 16.7](#) is just as likely to assert simply that there is someone who sees me, in which case a correct translation is:

Example 16.9.

da zo'u davis kami
There-is-an-Xsuch-thatX sees me.

[Example 16.9](#) does not presuppose that the listener knows who sees the speaker, but simply tells the listener that there is someone who sees the speaker. Statements of this kind are called “ existential claims ”. (Formally, the one doing the seeing is not restricted to being a person; it could be an animal or – in principle – an inanimate object. We will see in [Section 16.4](#) how to represent such restrictions.)

[Example 16.9](#) has a two-part structure: there is the part *da zo'u*, called the prenex, and the part *da viska mi*, the main bridi. Almost any Lojban bridi can be preceded by a prenex, which syntactically is any number of sumti followed by the cmavo *zo'u* (of selma'o ZOhU). For the moment, the sumti will consist of one or more of the cmavo *da*, *de*, and *di* (of selma'o KOhA), glossed in the literal translations as “ X ”, “ Y ”, and “ Z ” respectively. By analogy to the terminology of symbolic logic, these cmavo are called “ variables ”.

Here is an example of a prenex with two variables:

Example 16.10.

da de zo'u da pramide
There-is-an-Xthere-is-a-Ysuch thatX loves Y.

Somebody loves somebody.

In [Example 16.10](#), the literal interpretation of the two variables *da* and *de* as “ there-is-an-X ” and “ there-is-a-Y ” tells us that there are two things which stand in the relationship that one loves the other. It might be the case that the supposed two things are really just a single thing that loves itself; nothing in the Lojban version of [Example 16.10](#) rules out that interpretation, which is why the colloquial translation does not say “ Somebody loves somebody else. ” The things referred to by different variables may be different or the same. (We use “ somebody ” here rather than “ something ” for naturalness; lovers and beloveds are usually persons, though the Lojban does not say so.)

It is perfectly all right for the variables to appear more than once in the main bridi:

Example 16.11.

da zo'u da pramida
There-is-an-Xsuch-thatX loves X

Somebody loves himself/herself.

What [Example 16.11](#) claims is fundamentally different from what [Example 16.10](#) claims, because *da prami da* is not structurally the same as *da prami de* .
However,

Example 16.12.

de zo'u depramide
There-is-a-Ysuch-thatY loves Y

means exactly the same thing as [Example 16.11](#) ; it does not matter which variable is used as long as they are used consistently.

It is not necessary for a variable to be a sumti of the main bridi directly:

Example 16.13.

da zo'u le da gerku cu viska mi
There-is-an-Xsuch-thatthe of-Xdog sees me

Somebody's dog sees me

is perfectly correct even though the *da* is used only in a possessive construction. (Possessives are explained in [Section 8.7](#).)

It is very peculiar, however, even if technically grammatical, for the variable not to appear in the main bridi at all:

Example 16.14.

da zo'u la .ralf. gerku
There-is-an-Xsuch-thatthat-named Ralph is-a-dog

There is something such that Ralph is a dog.

has a variable bound in a prenex whose relevance to the claim of the following bridi is completely unspecified.

16.3. Universal claims

What happens if we substitute “ everything ” for “ something ” in [Example 16.7](#)? We get:

Example 16.15.

Everything sees me.

Of course, this example is false, because there are many things which do not see the speaker. It is not easy to find simple truthful examples of so-called universal claims (those which are about everything), so bear with us for a while. (Indeed, some Lojbanists tend to avoid universal claims even in other languages, since they are so rarely true in Lojban.)

The Lojban translation of [Example 16.15](#) is

Example 16.16.

ro dazo'u da viska mi
For-every X : X sees me.

When the variable cmavo *da* is preceded by *ro*, the combination means “ For every X ” rather than “ There is an X ” . Superficially, these English formulations look totally unrelated: [Section 16.6](#) will bring them within a common viewpoint. For the moment, accept the use of *ro da* for “ everything ” on faith.

Here is a universal claim with two variables:

Example 16.17.

ro daro dezo'udapramide
For-every X, for-every Y : X loves Y.

Everything loves everything.

Again, X and Y can represent the same thing, so [Example 16.17](#) does not mean “ Everything loves everything else. ” Furthermore, because the claim is universal, it is about every thing, not merely every person, so we cannot use “ everyone ” or “ everybody ” in the translation.

Note that *ro* appears before both *da* and *de*. If *ro* is omitted before either

variable, we get a mixed claim, partly existential like those of [Section 16.2](#), partly universal.

Example 16.18.

ro da de zo'u da viska de
For-every X, there-is-a-Y: X sees Y.

Everything sees something.

Example 16.19.

da ro de zo'u da viska de
There-is-an-X such-that-for-every Y : X sees Y.

Something sees everything.

[Example 16.18](#) and [Example 16.19](#) mean completely different things.

[Example 16.18](#) says that for everything, there is something which it sees, not necessarily the same thing seen for every seer. [Example 16.19](#), on the other hand, says that there is a particular thing which can see everything that there is (including itself). Both of these are fairly silly, but they are different kinds of silliness.

There are various possible translations of universal claims in English: sometimes we use “ anybody/anything ” rather than “ everybody/everything ” . Often it makes no difference which of these is used: when it does make a difference, it is a rather subtle one which is explained in [Section 16.8](#) .

16.4. Restricted claims: *da poi*

The universal claims of [Section 16.3](#) are not only false but absurd: there is really very little to be said that is both true and non-trivial about every object whatsoever. Furthermore, we have been glossing over the distinction between “ everything ” and “ everybody ” and the other pairs ending in “ -thing ” and “ -body ” . It is time to bring up the most useful feature of Lojban variables: the ability to restrict their ranges.

In Lojban, a variable *da*, *de*, or *di* may be followed by a *poi* relative clause in order to restrict the range of things that the variable describes. Relative clauses are described in detail in [Chapter 8](#), but the kind we will need at present consist of *poi* followed by a bridi (often just a selbri) terminated with *ku'o* or *vau* (which

can usually be elided). Consider the difference between

Example 16.20.

da zo'u da viskala .djim.
There-is-an-X: X sees that-named Jim.

Something sees Jim.

and

Example 16.21.

da poi prenu zo'u da viskala .djim.
There-is-an-X which is-a-person: X sees that-named Jim.

Someone sees Jim.

In [Example 16.20](#), the variable *da* can refer to any object whatever; there are no restrictions on it. In [Example 16.21](#), *da* is restricted by the *poi prenu* relative clause to persons only, and so *da poi prenu* translates as “ someone. ” (The difference between “ someone ” and “ somebody ” is a matter of English style, with no real counterpart in Lojban.) If [Example 16.21](#) is true, then [Example 16.20](#) must be true, but not necessarily vice versa.

Universal claims benefit even more from the existence of relative clauses. Consider

Example 16.22.

ro da zo'u da vasxu
For-every X : X breathes

Everything breathes

and

Example 16.23.

ro da poi gerku zo'u da vasxu

For-every X which is-a-dog: X breathes.

Every dog breathes.

Each dog breathes.

All dogs breathe.

[Example 16.22](#) is a silly falsehood, but [Example 16.23](#) is an important truth (at least if applied in a timeless or potential sense: see [Section 10.19](#)). Note the various colloquial translations “every dog”, “each dog”, and “all dogs”. They all come to the same thing in Lojban, since what is true of every dog is true of all dogs. “All dogs” is treated as an English plural and the others as singular, but Lojban makes no distinction.

If we make an existential claim about dogs rather than a universal one, we get:

Example 16.24.

da poi gerku zo'u da vasxu
There-is-an-X which is-a-dog: X breathes.

Some dog breathes.

16.5. Dropping the prenex

It isn't really necessary for every Lojban bridi involving variables to have a prenex on the front. In fact, none of the examples we've seen so far required prenexes at all! The rule for dropping the prenex is simple: if the variables appear in the same order within the bridi as they did in the prenex, then the prenex is superfluous. However, any [ro](#) or [poi](#) appearing in the prenex must be transferred to the first occurrence of the variable in the main part of the bridi. Thus, [Example 16.9](#) becomes just:

Example 16.25.

da viskami
There-is-an-X-which sees me.

Something sees me.

and [Example 16.23](#) becomes:

Example 16.26.

ro dapoi gerku cuvasxu
For-everyX whichis-a-dog, it-breathes.

Every dog breathes.

You might well suppose, then, that the purpose of the prenex is to allow the variables in it to appear in a different order than the bridi order, and that would be correct. Consider

Example 16.27.

ro dapoi prenu ku'ode
For-everyX whichis-a-person, there-is-a-Y
poi gerku ku'ozo'u debatcida
whichis-a-dog : Y bites X.

The prenex of [Example 16.27](#) is like that of [Example 16.18](#) (but with relative clauses): it notes that the following bridi is true of every person with respect to some dog, not necessarily the same dog for each. But in the main bridi part, the [de](#) appears before the [da](#). Therefore, the true translation is

Example 16.28.

Every person is bitten by some dog (or other).

If we tried to omit the prenex and move the [ro](#) and the relative clauses into the main bridi, we would get:

Example 16.29.

de poi gerku cubatci ro dapoi prenu
There-is-a-Y whichis-a-dog which-bites everyX whichis-a-person

Some dog bites everyone.

which has the structure of [Example 16.19](#): it says that there is a dog (call him Fido) who bites, has bitten, or will bite every person that has ever existed! We can safely rule out Fido's existence, and say that [Example 16.29](#) is false, while agreeing to [Example 16.27](#).

Even so, [Example 16.27](#) is most probably false, since some people never experience dogbite. Examples like [Example 16.27](#) and [Example 16.23](#) (might there be some dogs which never have breathed, because they died as embryos?) indicate the danger in Lojban of universal claims even when restricted. In English we are prone to say that "Everyone says" or that "Everybody does" or that "Everything is" when in fact there are obvious counterexamples which we are ignoring for the sake of making a rhetorical point. Such statements are plain falsehoods in Lojban, unless saved by a context (such as tense) which implicitly restricts them.

How can we express [Example 16.27](#) in Lojban without a prenex? Since it is the order in which variables appear that matters, we can say:

Example 16.30.

ro dapoi prenu cusebatci de poi gerku
EveryX whichis-a-person is-bitten-by-some-Ywhichis-a-dog.

using the conversion operator [se](#) (explained in [Section 5.11](#)) to change the selbri [batci](#) ("bites") into [se batci](#) ("is bitten by"). The translation given in [Example 16.28](#) uses the corresponding strategy in English, since English does not have prenexes (except in strained "logician's English"). This implies that a sentence with both a universal and an existential variable can't be freely converted with [se](#); one must be careful to preserve the order of the variables.

If a variable occurs more than once, then any [ro](#) or [poi](#) decorations are moved only to the first occurrence of the variable when the prenex is dropped. For example,

Example 16.31.

di poi prenu zo'u
There-is-a-Z whichis-a-person:
ti xarci di di
this-thing is-a-weapon for-use-against-Z by-Z

This is a weapon for someone to use against himself/herself.

(in which *di* is used rather than *da* just for variety) loses its prenex as follows:

Example 16.32.

ti xarci di poi prenu ku'odi
This-thing is-a-weapon-for-use-against some-Z which is-a-person by-Z.

As the examples in this section show, dropping the prenex makes for terseness of expression often even greater than that of English (Lojban is meant to be an unambiguous language, not necessarily a terse or verbose one), provided the rules are observed.

16.6. Variables with generalized quantifiers

So far, we have seen variables with either nothing in front, or with the cmavo *ro* in front. Now *ro* is a Lojban number, and means “ all ” ; thus *ro prenu* means “ all persons ” , just as *re prenu* means “ two persons ” . In fact, unadorned *da* is also taken to have an implicit number in front of it, namely *su'o*, which means “ at least one ” . Why is this? Consider [Example 16.9](#) again, this time with an explicit *su'o*:

Example 16.33.

su'o dazo'u da viska mi
For-at-least-one X : X sees me.

Something sees me.

From this version of [Example 16.9](#), we understand the speaker's claim to be that of all the things that there are, at least one of them sees him or her. The corresponding universal claim, [Example 16.16](#), says that of all the things that exist, every one of them can see the speaker.

Any other number can be used instead of *ro* or *su'o* to precede a variable. Then we get claims like:

Example 16.34.

re da zo'udaviskami
For-twoXes: X sees me.

Two things see me.

This means that exactly two things, no more or less, saw the speaker on the relevant occasion. In English, we might take “ Two things see me ” to mean that at least two things see the speaker, but there might be more; in Lojban, though, that claim would have to be made as:

Example 16.35.

su'ore da zo'udaviskami
For-at-least-twoXes: X sees me.

which would be false if nothing, or only one thing, saw the speaker, but not otherwise. We note the [su'o](#) here meaning “ at least ” ; [su'o](#) by itself is short for *su'opa* where [pa](#) means “ one ” , as is explained in [Section 18.9](#).

The prenex may be removed from [Example 16.34](#) and [Example 16.35](#) as from the others, leading to:

Example 16.36.

re da viskami
TwoXessee me.

and

Example 16.37.

su'ore da viskami
At-least-twoXessee me.

respectively, subject to the rules prescribed in [Section 16.5](#).

Now we can explain the constructions *ro prenu* for “ all persons ” and *re prenu* for “ two persons ” which were casually mentioned at the beginning of this Section. In fact, *ro prenu* , a so-called “ indefinite description ” , is shorthand for *ro DA poi prenu* , where “ DA ” represents a fictitious variable that hasn't been used yet and will not be used in future. (Even if all three of [da](#) , [de](#) , and [di](#) have

been used up, it does not matter, for there are ways of getting more variables, discussed in [Section 16.14](#).) So in fact

Example 16.38.

re prenu cuviskami
Two persons see me.

is short for

Example 16.39.

re da poi prenu cuviskami
Two Xes which are persons see me.

which in turn is short for:

Example 16.40.

re da poi prenu zo'udaviskami
For-two Xes which are persons: X sees me.

Note that when we move more than one variable to the prenex (along with its attached relative clause), we must make sure that the variables are in the same order in the prenex as in the bridi proper.

16.7. Grouping of quantifiers

Let us consider a sentence containing two quantifier expressions neither of which is *ro* or *su'o* (remembering that *su'o* is implicit where no explicit quantifier is given):

Example 16.41.

ci gerkucubacire nanmu
Three dogs bite two men.

The question raised by [Example 16.41](#) is, does each of the dogs bite the same two men, or is it possible that there are two different men per dog, for six men altogether? If the former interpretation is taken, the number of men involved is fixed at two; but if the latter, then the speaker has to be taken as saying that there might be any number of men between two and six inclusive. Let us transform

[Example 16.41](#) step by step as we did with [Example 16.38](#) :

Example 16.42.

ci da poi gerku cubatcire depoi nanmu
ThreeXeswhichare-dogs bite twoYswhichare-men.

(Note that we need separate variables *da* and *de*, because of the rule that says each indefinite description gets a variable never used before or since.)

Example 16.43.

ci da poi gerku ku'ore depoi nanmu zo'u
For-threeXeswhichare-dogs-, for-twoYswhichare-men:
dabatcide
X bites Y.

Here we see that indeed each of the dogs is said to bite two men, and it might be different men each time; a total of six biting events altogether.

How then are we to express the other interpretation, in which just two men are involved? We cannot just reverse the order of variables in the prenex to

Example 16.44.

re depoi nanmu ku'oci da poi gerku zo'u
For-twoYswhichare-men-, for-threeXeswhichare-dogs, :
dabatcide
X bites Y.

for although we have now limited the number of men to exactly two, we end up with an indeterminate number of dogs, from three to six. The distinction is called a " scope distinction " : in [Example 16.42](#), *ci gerku* is said to have wider scope than *re nanmu* , and therefore precedes it in the prenex. In [Example 16.44](#) the reverse is true.

The solution is to use a termset, which is a group of terms either joined by *ce'e* (of selma'o CEhE) between each term, or else surrounded by *nu'i* (of selma'o NUhI) on the front and *nu'u* (of selma'o NUhU) on the rear. Terms (which are either sumti or sumti prefixed by tense or modal tags) that are grouped into a termset are understood to have equal scope:

Example 16.45.

ci gerkuce'e re nanmu cubatci
nu'ici gerku re nanmu[nu'u]cubatci
Three dogs [plus]two men, bite.

which picks out two groups, one of three dogs and the other of two men, and says that every one of the dogs bites each of the men. The second Lojban version uses forethought; note that [nu'u](#) is an elidable terminator, and in this case can be freely elided.

What about descriptors, like *ci lo gerku*, *le nanmu* or *re le ci mlatu*? They too can be grouped in termsets, but usually need not be, except for the [lo](#) case which functions like the case without a descriptor. Unless an actual quantifier precedes it, *le nanmu* means *ro le nanmu*, as is explained in [Section 6.7](#). Two sumti with [ro](#) quantifiers are independent of order, so:

Example 16.46.

[ro] le ci gerkucubatci[ro] le re nanmu
[All-of]thethreedogs bite [all-of]thetwomen.

means that each of the dogs specified bites each of the men specified, for six acts of biting altogether. However, if there is an explicit quantifier before [le](#) other than [ro](#), the problems of this section reappear.

16.8. The problem of “ any ”

Consider the English sentence

Example 16.47.

Anyone who goes to the store, walks across the field.

Using the facilities already discussed, a plausible translation might be

Example 16.48.

ro dapoi klama le zarci cucadzu le foldi
AllX such-that-it-goes-to-the-store walks-on-the-field.

Everyone who goes to the store walks across the field.

But there is a subtle difference between [Example 16.47](#) and [Example 16.48](#). [Example 16.48](#) tells us that, in fact, there are people who go to the store, and that they walk across the field. A sumti of the type *ro da poi klama* requires that there are things which *klama*: Lojban universal claims always imply the corresponding existential claims as well. [Example 16.47](#), on the other hand, does not require that there are any people who go to the store: it simply states, conditionally, that if there is anyone who goes to the store, he or she walks across the field as well. This conditional form mirrors the true Lojban translation of [Example 16.47](#):

Example 16.49.

ro dazo'udago klama le zarci
 For-every X : X if-and-only-if it-is-a-goer-to the store
 gicadzu le foldi
 is-a-walker-on the field.

Although [Example 16.49](#) is a universal claim as well, its universality only implies that there are objects of some sort or another in the universe of discourse. Because the claim is conditional, nothing is implied about the existence of goers-to-the-store or of walkers-on-the-field, merely that any entity which is one is also the other.

There is another use of “ any ” in English that is not universal but existential. Consider

Example 16.50.

I need any box that is bigger than this one.

[Example 16.50](#) does not at all mean that I need every box bigger than this one, for indeed I do not; I require only one box. But the naive translation

Example 16.51.

minitcu da poi tanxe gi'e bramau ti
 I need some-X which is-a-box and is-bigger-than this-one

does not work either, because it asserts that there really is such a box, as the prenex paraphrase demonstrates:

Example 16.52.

da poi tanxe gi'e bramau ti zo'u minitcu da

There-is-an-X which is-a-box and is-bigger-than this: I need X.

What to do? Well, the x 2 place of [nitcu](#) can be filled with an event as well as an object, and in fact [Example 16.51](#) can also be paraphrased as:

Example 16.53.

minitculo nu miponse lo tanxe
I need an event-of I possess some box(es)
poi bramau ti
which-are bigger-than this-one.

Rewritten using variables, [Example 16.53](#) becomes

Example 16.54.

minitculo nu da zo'u
I need an event-of there-being-an-X such-that:
da seponse mi
X is-possessed-by me
gi'e tanxe gi'e bramau ti
and is-a-box and is-bigger-than this-thing.

So we see that a prenex can be attached to a bridi that is within a sentence. By default, a variable always behaves as if it is bound in the prenex which (notionally) is attached to the smallest enclosing bridi, and its scope does not extend beyond that bridi. However, the variable may be placed in an outer prenex explicitly:

Example 16.55.

da poi tanxe gi'e bramau ti zo'u
There-is-an-X which is-a-box and is-bigger-than this-one such-that:
minitcule nu miponse da
I need the event-of my possessing X.

But what are the implications of [Example 16.53](#) and [Example 16.55](#)? The main difference is that in [Example 16.55](#), the *da* is said to exist in the real world of the outer bridi; but in [Example 16.53](#), the existence is only within the inner bridi, which is a mere event that need not necessarily come to pass. So [Example 16.55](#) means

Example 16.56.

There's a box, bigger than this one, that I need

which is what [Example 16.52](#) says, whereas [Example 16.53](#) turns out to be an effective translation of our original [Example 16.47](#). So uses of “ any ” that aren't universal end up being reflected by variables bound in the prenex of a subordinate bridi.

16.9. Negation boundaries

This section, as well as [Section 16.10](#) through [Section 16.12](#), are in effect a continuation of [Chapter 15](#), introducing features of Lojban negation that require an understanding of prenexes and variables. In the examples below, “ there is a Y ” and the like must be understood as “ there is at least one Y, possibly more ” .

As explained in [Section 15.2](#), the negation of a bridi is usually accomplished by inserting *na* at the beginning of the selbri:

Example 16.57.

mina klamale zarci
I [false]go-to the store.

It is false that I go to the store.

I don't go to the store.

The other form of bridi negation is expressed by using the compound cmavo *naku* in the prenex, which is identified and compounded by the lexer before looking at the sentence grammar. In Lojban grammar, *naku* is then treated like a sumti. In a prenex, *naku* means precisely the same thing as the logician's “ it is not the case that ” in a similar English context. (Outside of a prenex, *naku* is also grammatically treated as a single entity - the equivalent of a sumti - but does not have this exact meaning; we'll discuss these other situations in [Section 16.11](#).)

To represent a bridi negation using a prenex, remove the *na* from before the selbri and place *naku* at the left end of the prenex. This form is called “ external bridi negation ” , as opposed to “ internal bridi negation ” using *na*. The prenex version of [Example 16.57](#) is

Example 16.58.

naku zo'u miklamale zarci
It-is-not-the-case-that: I go-to the store.

It is false that: I go to the store.

However, *naku* can appear at other points in the prenex as well. Compare

Example 16.59.

naku de zo'u de zutse
It-is-not-the-case-that: for-some-Y : Y sits.
It-is-false-that: for-at-least-one-Y: Y sits.

It is false that something sits.

Nothing sits.

with

Example 16.60.

su'ode naku zo'u de zutse
For-at-least-one-Y, it-is-false-that: Y sits.

There is something that doesn't sit.

The relative position of negation and quantification terms within a prenex has a drastic effect on meaning. Starting without a negation, we can have:

Example 16.61.

roda su'ode zo'u da pramide
For-every-X, there-is-a-Y, such-that X loves Y.

Everybody loves at least one thing (each, not necessarily the same thing).

or:

Example 16.62.

su'ode roda zo'u da pramide
There-is-a-Y, such-that-for-each-X: X loves Y.

There is at least one particular thing that is loved by everybody.

The simplest form of bridi negation to interpret is one where the negation term is at the beginning of the prenex:

Example 16.63.

naku roda su'ode zo'u da pramide
It-is-false-that: for-every-X, there-is-a-Y, such-that: X loves Y.

It is false that: everybody loves at least one thing.

(At least) someone doesn't love anything.

the negation of [Example 16.61](#), and

Example 16.64.

naku su'ode roda zo'u da pramide
It-is-false-that: there-is-a-Y such-that for-each-X: X loves Y.

It is false that: there is at least one thing that is loved by everybody.

There isn't any one thing that everybody loves.

the negation of [Example 16.62](#).

The rules of formal logic require that, to move a negation boundary within a prenex, you must “invert any quantifier” that the negation boundary passes across. Inverting a quantifier means that any *ro* (all) is changed to *su'o* (at least one) and vice versa. Thus, [Example 16.63](#) and [Example 16.64](#) can be restated as, respectively:

Example 16.65.

su'oda naku su'ode zo'u da pramide
For-some-X, it-is-false-that: there-is-a-Y such-that: X loves Y.

There is somebody who doesn't love anything.

and:

Example 16.66.

rode naku roda zo'u da pramide
For-every-Y, it-is-false-that: for-every-X: X loves Y.

For each thing, it is not true that everybody loves it.

Another movement of the negation boundary produces:

Example 16.67.

su'oda rode naku zo'u da pramide
There-is-an-X such-that-for-every-Y, it-is-false-that: X loves Y.

There is someone who, for each thing, doesn't love that thing.

and

Example 16.68.

rode su'oda naku zo'u da pramide
For-every-Y, there-is-an-X, such-that-it-is-false-that: X loves Y.

For each thing there is someone who doesn't love it.

Investigation will show that, indeed, each transformation preserves the meanings of [Example 16.63](#) and [Example 16.64](#).

The quantifier *no* (meaning “ zero of ”) also involves a negation boundary. To transform a bridi containing a variable quantified with *no*, we must first expand it. Consider

Example 16.69.

noda rode zo'u da pramide
There-is-no-X, for-every-Y, such-that X loves Y.

Nobody loves everything.

which is negated by:

Example 16.70.

naku noda rode zo'u da pramide
It-is-false-that: there-is-no-X-that, for-every-Y: X loves Y.

It is false that there is nobody who loves everything.

We can simplify [Example 16.70](#) by transforming the prenex. To move the negation phrase within the prenex, we must first expand the *no* quantifier. Thus “ for no x ” means the same thing as “ it is false that for some x ” , and the corresponding Lojban *noda* can be replaced by *naku su'oda* . Making this substitution, we get:

Example 16.71.

naku naku su'oda
It-is-false-that it-is-false-that there-is-some-X-such-that
...rode zo'u da pramide
for-every-X: X loves Y

It is false that it is false that: for an X, for every Y: X loves Y.

Adjacent pairs of negation boundaries in the prenex can be dropped, so this means the same as:

Example 16.72.

su'oda rode zo'u da pramide
There-is-an-X-such-that, for-every-Y: X loves Y.

At least one person loves everything.

which is clearly the desired contradiction of [Example 16.69](#).

The interactions between quantifiers and negation mean that you cannot eliminate double negatives that are not adjacent. You must first move the negation phrases so that they are adjacent, inverting any quantifiers they cross, and then the double negative can be eliminated.

16.10. bridi negation and logical connectives

A complete discussion of logical connectives appears in [Chapter 14](#). What is said here is intentionally quite incomplete and makes several oversimplifications.

A logical connective is a cmavo or compound cmavo. In this chapter, we will make use of the logical connectives “ and ” and “ or ” (where “ or ” really means “ and/ or ”, “ either or both ”). The following simplified recipes explain how to make some logical connectives:

- To logically connect two Lojban sumti with “ and ”, put them both in the bridi and separate them with the cmavo [.e](#).
- To logically connect two Lojban bridi with “ and ”, replace the regular separator cmavo [.i](#) with the compound cmavo [.ije](#).
- To logically connect two Lojban sumti with “ or ”, put them both in the bridi and separate them with the cmavo [.a](#).
- To logically connect two Lojban bridi with “ or ”, replace the regular separator cmavo [.i](#) with the compound cmavo [.ija](#).

More complex logical connectives also exist; in particular, one may place [na](#) before [.e](#) or [.a](#), or between [.i](#) and [je](#) or [ja](#); likewise, one may place [nai](#) at the end of a connective. Both [na](#) and [nai](#) have negative effects on the sumti or bridi being connected. Specifically, [na](#) negates the first or left-hand sumti or bridi, and [nai](#) negates the second or right-hand one.

Whenever a logical connective occurs in a sentence, that sentence can be expanded into two sentences by repeating the common terms and joining the sentences by a logical connective beginning with [.i](#). Thus the following sentence:

Example 16.73.

mi.e do klama ti
I andyou come-tothis-here

I and you come here.

can be expanded to:

Example 16.74.

miklama ti .ije do klama ti
I come-to this-here and you come-to this-here

I come here, and, you come here.

The same type of expansion can be performed for any logical connective, with any valid combination of *na* or *nai* attached. No change in meaning occurs under such a transformation.

Clearly, if we know what negation means in the expanded sentence forms, then we know what it means in all of the other forms. But what does negation mean between sentences?

The mystery is easily solved. A negation in a logical expression is identical to the corresponding bridi negation, with the negator placed at the beginning of the prenex. Thus:

Example 16.75.

mi.enai do pramiroda
I and-not you love everything

I, and not you, love everything.

expands to:

Example 16.76.

mipramiroda .ijenai do pramiroda
I love everything, and-not, you love everything.

and then into prenex form as:

Example 16.77.

roda zo'u mi pramida .ije
For-each-thing: I love it, and
naku do pramida
it-is-false-that you love (the-same)-it.

For each thing: I love it, and it is false that you love (the same) it.

By the rules of predicate logic, the *ro* quantifier on *da* has scope over both sentences. That is, once you've picked a value for *da* for the first sentence, it stays the same for both sentences. (The *da* continues with the same fixed value until a new paragraph or a new prenex resets the meaning.)

Thus the following example has the indicated translation:

Example 16.78.

su'oda zo'u mi pramida
For-at-least-one-thing: I love that-thing.
.ije naku zo'u do pramida
And it-is-false-that: you love that-(same)-thing.

There is something that I love that you don't.

If you remember only two rules for prenex manipulation of negations, you won't go wrong:

- Within a prenex, whenever you move *naku* past a bound variable (*da*, *de*, *di*, etc.), you must invert the quantifier.
- A *na* before the selbri is always transformed into a *naku* at the left-hand end of the prenex, and vice versa.

16.11. Using *naku* outside a prenex

Let us consider the English sentence

Example 16.79.

Some children do not go to school.

We cannot express this directly with *na*; the apparently obvious translation

Example 16.80.

su'oda poi verba
At-least-one-X which-are child(ren)
na klama su'ode poi ckule
[false]go-to at-least-one-Y which-are school(s).

when converted to the external negation form produces:

Example 16.81.

naku zo'u su'oda poi verba cu
It-is-false that some-which are children
klama su'ode poi ckule
go-to some-which are schools.

All children don't go to some school (not just some children).

Lojban provides a negation form which more closely emulates natural language negation. This involves putting *naku* before the selbri, instead of a *na*. *naku* is clearly a contradictory negation, given its parallel with prenex bridri negation. Using *naku*, [Example 16.79](#) can be expressed as:

Example 16.82.

su'oda poi verba ku'o naku klama su'ode poi ckule
Some that are children don't go-to some that are schools.

Some children don't go to a school.

Although it is not technically a sumti, *naku* can be used in most of the places where a sumti may appear. We'll see what this means in a moment.

When you use *naku* within a bridri, you are explicitly creating a negation boundary. As explained in [Section 16.9](#), when a prenex negation boundary expressed by *naku* moves past a quantifier, the quantifier has to be inverted. The same is true for *naku* in the bridri proper. We can move *naku* to any place in the sentence

where a sumti can go, inverting any quantifiers that the negation boundary crosses. Thus, the following are equivalent to [Example 16.82](#) (no good English translations exist):

Example 16.83.

su'oda poi verba cu klama rode poi ckule ku'o naku

For some children, for every school, they don't go to it.

Example 16.84.

su'oda poi verba cu klama naku su'ode poi ckule

Some children don't go to (some) school(s).

Example 16.85.

naku roda poi verba cu klama su'ode poi ckule

It is false that all children go to some school(s).

In [Example 16.83](#), we moved the negation boundary rightward across the quantifier of *de*, forcing us to invert it. In [Example 16.85](#) we moved the negation boundary across the quantifier of *da*, forcing us to invert it instead. [Example 16.84](#) merely switched the selbri and the negation boundary, with no effect on the quantifiers.

The same rules apply if you rearrange the sentence so that the quantifier crosses an otherwise fixed negation. You can't just convert the selbri of [Example 16.82](#) and rearrange the sumti to produce

Example 16.86.

su'ode poi ckule ku'o naku se klama roda poi verba

Some schools aren't gone-to-by every child.

or rather, [Example 16.86](#) means something completely different from

[Example 16.82](#). Conversion with *se* under *naku* negation is not symmetric; not all sumti are treated identically, and some sumti are not invariant under conversion. Thus, internal negation with *naku* is considered an advanced technique, used to achieve stylistic compatibility with natural languages.

It isn't always easy to see which quantifiers have to be inverted in a sentence. [Example 16.82](#) is identical in meaning to:

Example 16.87.

su'o verba naku klamasu'o ckule
Some children don't go-to some school.

but in [Example 16.87](#), the bound variables *da* and *de* have been hidden.

It is trivial to export an internal bridged negation expressed with *na* to the prenex, as we saw in [Section 16.9](#); you just move it to the left end of the prenex. In comparison, it is non-trivial to export a *naku* to the prenex because of the quantifiers. The rules for exporting *naku* require that you export all of the quantified variables (implicit or explicit) along with *naku*, and you must export them from left to right, in the same order that they appear in the sentence. Thus [Example 16.82](#) goes into prenex form as:

Example 16.88.

su'oda poi verba ku'onaku
For-some-X which is-a-child, it-is-not-the-case-that
su'ode poi ckule zo'u daklama de
there-is-a-Y which is-a-school such-that: X goes to Y.

We can now move the *naku* to the left end of the prenex, getting a contradictory negation that can be expressed with *na*:

Example 16.89.

naku roda poi verba ku'o
It-is-not-the-case-that for-all-X's which-are children,
su'ode poi ckule zo'u daklama de
there-is-a-Y which-is a-school such-that: X goes-to Y.

from which we can restore the quantified variables to the sentence, giving:

Example 16.90.

naku zo'u roda poi verba cu klama su'ode poi ckule

It is not the case that all children go to some school.

or more briefly

Example 16.91.

ro verba cuna klamasu'o ckule
All children [false]go-to some school(s).

As noted in [Section 16.5](#), a sentence with two different quantified variables, such as [Example 16.91](#), cannot always be converted with [se](#) without first exporting the quantified variables. When the variables have been exported, the sentence proper can be converted, but the quantifier order in the prenex must remain unchanged:

Example 16.92.

roda poi verba ku'osu'ode
for-all-X's that-are children, there-is-a-Y
poi ckule zo'u dena seklama da
that-is-a-school such-that: Y it-is-not-the-case-that: is-gone-to-by X.

While you can't freely convert with [se](#) when you have two quantified variables in a sentence, you can still freely move sumti to either side of the selbri, as long as the order isn't changed. If you use [na](#) negation in such a sentence, nothing special need be done. If you use *naku* negation, then quantified variables that cross the negation boundary must be inverted.

Clearly, if all of Lojban negation was built on *naku* negation instead of [na](#) negation, logical manipulation in Lojban would be as difficult as in natural languages. In [Section 16.12](#), for example, we'll discuss DeMorgan's Law, which must be used whenever a sumti with a logical connection is moved across a negation boundary.

Since *naku* has the grammar of a sumti, it can be placed almost anywhere a sumti can go, including [be](#) and [bei](#) clauses; it isn't clear what these mean, and we recommend avoiding such constructs.

You can put multiple *naku* compounds in a sentence, each forming a separate negation boundary. Two adjacent *naku* compounds in a bridi are a double negative and cancel out:

Example 16.93.

mi naku naku le zarci cu klama

Other expressions using two *naku* compounds may or may not cancel out. If there is no quantified variable between them, then the *naku* compounds cancel.

Negation with internal *naku* is clumsy and non-intuitive for logical manipulations, but then, so are the natural language features it is emulating.

16.12. Logical connectives and DeMorgan's law

DeMorgan's Law states that when a logical connective between terms falls within a negation, then expanding the negation requires a change in the connective. Thus (where “ p ” and “ q ” stand for terms or sentences) “ not (p or q) ” is identical to “ not p and not q ”, and “ not (p and q) ” is identical to “ not p or not q ”. The corresponding changes for the other two basic Lojban connectives are: “ not (p equivalent to q) ” is identical to “ not p exclusive-or not q ”, and “ not (p whether-or-not q) ” is identical to both “ not p whether-or-not q ” and “ not p whether-or-not not q ”. In any Lojban sentence having one of the basic connectives, you can substitute in either direction from these identities. (These basic connectives are explained in [Chapter 14](#).)

The effects of DeMorgan's Law on the logical connectives made by modifying the basic connectives with [*nai*](#), [*na*](#) and [*se*](#) can be derived directly from these rules; modify the basic connective for DeMorgan's Law by substituting from the above identities, and then, apply each [*nai*](#), [*na*](#) and [*se*](#) modifier of the original connectives. Cancel any double negatives that result.

When do we apply DeMorgan's Law? Whenever we wish to “ distribute ” a negation over a logical connective; and, for internal *naku* negation, whenever a logical connective moves in to, or out of, the scope of a negation – when it crosses a negation boundary.

Let us apply DeMorgan's Law to some sample sentences. These sentences make use of forethought logical connectives, which are explained in [Section 14.5](#). It suffices to know that [*ga*](#) and [*gi*](#), used before each of a pair of sumti or bridi, mean “ either ” and “ or ” respectively, and that [*ge*](#) and [*gi*](#) used similarly mean “ both ” and “ and ”. Furthermore, [*ga*](#), [*ge*](#), and [*gi*](#) can all be suffixed with [*nai*](#) to negate the bridi or sumti that follows.

We have defined [*na*](#) and *naku zo'u* as, respectively, internal and external bridi negation. These forms being identical, the negation boundary always remains at the left end of the prenex. Thus, exporting or importing negation between external and internal bridi negation forms never requires DeMorgan's Law to be

applied. [Example 16.94](#) and [Example 16.95](#) are exactly equivalent:

Example 16.94.

la .djan.na klama ga
that-namedJohn [false]goes-toeither
la .paris.gi la .rom.
that-namedParis orthat-namedRome.

Example 16.95.

naku zo'u la .djan.klama
It-is-false that:that-namedJohn goes-to
ga la .paris.gi la .rom.
eitherthat-namedParis orthat-namedRome.

It is not an acceptable logical manipulation to move a negator from the bridid level to one or more sumti. However, [Example 16.94](#) and related examples are not sumti negations, but rather expand to form two logically connected sentences. In such a situation, DeMorgan's Law must be applied. For instance, [Example 16.95](#) expands to:

Example 16.96.

ge la .djan.la .paris.na klama
[It-is-true-that]both that-namedJohn, to-that-namedParis, [false]goes,
gi la .djan.la .rom.na klama
andthat-namedJohn, to-that-namedRome, [false]goes.

The *ga* and *gi*, meaning “ either-or ”, have become *ge* and *gi*, meaning “ both-and ”, as a consequence of moving the negators into the individual bridid.

Here is another example of DeMorgan's Law in action, involving bridid-tail logical connection (explained in [Section 14.9](#)):

Example 16.97.

la .djein.le zarci na ge dzuklagi bajrykla
that-namedJane to-the market[false]both walks and runs.

Example 16.98.

la .djein.le zarci ganai dzuklaginai bajrykla
 that-namedJane to-the market either-([false] walks) or-([false] runs.
 that-namedJane to-the market if walks then-([false] runs).

(Placing *le zarci* before the selbri makes sure that it is properly associated with both parts of the logical connection. Otherwise, it is easy to erroneously leave it off one of the two sentences.)

It is wise, before freely doing transformations such as the one from [Example 16.97](#) to [Example 16.98](#), that you become familiar with expanding logical connectives to separate sentences, transforming the sentences, and then recondensing. Thus, you would prove the transformation correct by the following steps. By moving its *na* to the beginning of the prenex as a *naku*, [Example 16.97](#) becomes:

Example 16.99.

naku zo'ula .djein.le zarci
 It-is-false-that: that-namedJane to-the market
 ge dzuklagi bajrykla
 (both walks and runs).

And by dividing the bridi with logically connected selbri into two bridi,

Example 16.100.

naku zo'u ge la .djein.le zarci cudzukla
 It-is-false that: both (that-namedJane to-the market walks)
 gi la .djein.le zarci cubajrykla
 and (that-namedJane to-the market runs).

is the result.

At this expanded level, we apply DeMorgan's Law to distribute the negation in the prenex across both sentences, to get

Example 16.101.

ga la .djein.le zarci na dzukla
 Either that-namedJane to-the market [false] walks,
 gi la .djein.le zarci na bajrykla
 or that-namedJane to-the market [false] runs.

which is the same as

Example 16.102.

ganaila .djein.le zarci cudzukla
If that-namedJane to-the market walks,
ginai la .djein.le zarci cubajrykla
then-([false]that-namedJane to-the market runs).

If Jane walks to the market, then she doesn't run.

which then condenses down to [Example 16.98](#).

DeMorgan's Law must also be applied to internal *naku* negations:

Example 16.103.

ga la .paris.gi la .rom.
(Either that-named Paris or that-named Rome)
naku se klama la .djan.
is-not gone-to-by that-named John.

Example 16.104.

la .djan.naku klamage
that-named John doesn't go-to both
la .paris.gi la .rom.
that-named Paris and that-named Rome.

That [Example 16.103](#) and [Example 16.104](#) mean the same should become evident by studying the English. It is a good exercise to work through the Lojban and prove that they are the same.

16.13. selbri variables

In addition to the variables *da*, *de*, and *di* that we have seen so far, which function as sumti and belong to selma'o KOhA, there are three corresponding variables *bu'a*, *bu'e*, and *bu'i* which function as selbri and belong to selma'o GOhA. These new variables allow existential or universal claims which are about

the relationships between objects rather than the objects themselves. We will start with the usual silly examples; the literal translation will represent [bu'a](#), [bu'e](#) and [bu'i](#) with F, G, and H respectively.

Example 16.105.

su'o bu'a zo'u la .djim.
For-at-least-one relationship-F: that-named Jim
bu'a la .djan.
stands-in-relationship-F to-that-named John.

There's some relationship between Jim and John.

The translations of [Example 16.105](#) show how unidiomatic selbri variables are in English; Lojban sentences like [Example 16.105](#) need to be totally reworded in English. Furthermore, when a selbri variable appears in the prenex, it is necessary to precede it with a quantifier such as [su'o](#); it is ungrammatical to just say *bu'a zo'u*. This rule is necessary because only sumti can appear in the prenex, and *su'o bu'a* is technically a sumti – in fact, it is an indefinite description like *re nanmu*, since [bu'a](#) is grammatically equivalent to a brivla like [nanmu](#). However, indefinite descriptions involving the bu'a-series cannot be imported from the prenex.

When the prenex is omitted, the preceding number has to be omitted too:

Example 16.106.

la .djim. bu'a la .djan.
that-named Jim stands-in-at-least-one-relationship to-that-named John.

As a result, if the number before the variable is anything but [su'o](#), the prenex is required:

Example 16.107.

ro bu'a zo'u la .djim.
For-every relationship-F: that-named Jim
bu'a la .djan.
stands-in-relationship-F to-that-named John.

Every relationship exists between Jim and John.

[Example 16.105](#) and [Example 16.106](#) are almost certainly true: Jim and John might be brothers, or might live in the same city, or at least have the property of being jointly human. [Example 16.107](#) is palpably false, however; if Jim and John were related by every possible relationship, then they would have to be both brothers and father-and-son, which is impossible.

16.14. A few notes on variables

A variable may have a quantifier placed in front of it even though it has already been quantified explicitly or implicitly by a previous appearance, as in:

Example 16.108.

ci dapoi mlatu cublabi .ije re da cubarda
Three Xs which-are cats are-white, and two Xs are-big.

What does [Example 16.108](#) mean? The appearance of *ci da* quantifies *da* as referring to three things, which are restricted by the relative clause to be cats. When *re da* appears later, it refers to two of those three things - there is no saying which ones. Further uses of *da* alone, if there were any, would refer once more to the three cats, so the requantification of *da* is purely local.

In general, the scope of a prenex that precedes a sentence extends to following sentences that are joined by *ijeks* (explained in [Section 14.4](#)) such as the *.ije* in [Example 16.108](#). Theoretically, a bare *.i* terminates the scope of the prenex. Informally, however, variables may persist for a while even after an *.i*, as if it were an *.ije*. Prenexes that precede embedded *bridi* such as relative clauses and abstractions extend only to the end of the clause, as explained in [Section 16.8](#). A prenex preceding *tu'e* ... *tu'u* long-scope brackets persists until the *tu'u*, which may be many sentences or even paragraphs later.

If the variables *da*, *de*, and *di* (or the selbri variables *bu'a*, *bu'e*, and *bu'i*) are insufficient in number for handling a particular problem, the Lojban approach is to add a subscript to any of them. Each possible different combination of a subscript and a variable *cmavo* counts as a distinct variable in Lojban. Subscripts are explained in full in [Section 19.6](#), but in general consist of the *cmavo xi* (of selma'o XI) followed by a number, one or more *lerfu* words forming a single string, or a general mathematical expression enclosed in parentheses.

A quantifier can be prefixed to a variable that has already been bound either in a prenex or earlier in the *bridi*, thus:

Example 16.109.

ci dapoi prenu cuse ralju pa da

Three Xs which are-persons are-led-by one-of X

Three people are led by one of them.

The *pa da* in [Example 16.109](#) does not specify the number of things to which *da* refers, as the preceding *ci da* does. Instead, it selects one of them for use in this sumti only. The number of referents of *da* remains three, but a single one (there is no way of knowing which one) is selected to be the leader.

16.15. Conclusion

This chapter is incomplete. There are many more aspects of logic that I neither fully understand nor feel competent to explain, neither in abstract nor in their Lojban realization. Lojban was designed to be a language that makes predicate logic speakable, and achieving that goal completely will need to wait for someone who understands both logic and Lojban better than I do. I can only hope to have pointed out the areas that are well-understood (and by implication, those that are not).

Chapter 17. As easy as A-B-C? The Lojban letteral system and its uses

~~The picture for chapter 17~~ [The picture for chapter 17](#)

17.1. What's a letteral, anyway?

James Cooke Brown, the founder of the Loglan Project, coined the word “ letteral ” (by analogy with “ numeral ”) to mean a letter of the alphabet, such as “ f ” or “ z ” . A typical example of its use might be

Example 17.1.

There are fourteen occurrences of the letteral “ e ” in this sentence.

(Don't forget the one within quotation marks.) Using the word “ letteral ” avoids confusion with “ letter ” , the kind you write to someone. Not surprisingly, there is a Lojban gismu for “ letteral ” , namely [lerfu](#) , and this word will be used in the rest of this chapter.

Lojban uses the Latin alphabet, just as English does, right? Then why is there a

need for a chapter like this? After all, everyone who can read it already knows the alphabet. The answer is twofold:

First, in English there are a set of words that correspond to and represent the English l^{er}fu. These words are rarely written down in English and have no standard spellings, but if you pronounce the English alphabet to yourself you will hear them: ay, bee, cee, dee They are used in spelling out words and in pronouncing most acronyms. The Lojban equivalents of these words are standardized and must be documented somehow.

Second, English has names only for the l^{er}fu used in writing English. (There are also English names for Greek and Hebrew l^{er}fu: English-speakers usually refer to the Greek l^{er}fu conventionally spelled “ phi ” as “ fye ” , whereas “ fee ” would more nearly represent the name used by Greek-speakers. Still, not all English-speakers know these English names.) Lojban, in order to be culturally neutral, needs a more comprehensive system that can handle, at least potentially, all of the world's alphabets and other writing systems.

Letterals have several uses in Lojban: in forming acronyms and abbreviations, as mathematical symbols, and as pro-sumti - the equivalent of English pronouns.

In earlier writings about Lojban, there has been a tendency to use the word *lerfu* for both the letterals themselves and for the Lojban words which represent them. In this chapter, that tendency will be ruthlessly suppressed, and the term “ l^{er}fu word ” will invariably be used for the latter. The Lojban equivalent would be *lerfu valsi* or *lervla*.

17.2. A to Z in Lojban, plus one

The first requirement of a system of l^{er}fu words for any language is that they must represent the l^{er}fu used to write the language. The l^{er}fu words for English are a motley crew: the relationship between “ doubleyou ” and “ w ” is strictly historical in nature; “ aitch ” represents “ h ” but has no clear relationship to it at all; and “ z ” has two distinct l^{er}fu words, “ zee ” and “ zed ” , depending on the dialect of English in question.

All of Lojban's basic l^{er}fu words are made by one of three rules:

- to get a l^{er}fu word for a vowel, add *bu*;
- to get a l^{er}fu word for a consonant, add *y* ;
- the l^{er}fu word for ' is *.y'y.*

Therefore, the following table represents the basic Lojban alphabet:

'	a	b	c	d	e
---	---	---	---	---	---

<u>.y'y.</u>	<u>.abu</u>	<u>by.</u>	<u>cy.</u>	<u>dy.</u>	<u>.ebu</u>
f	g	i	j	k	l
<u>fy.</u>	<u>gy.</u>	<u>.ibu</u>	<u>iy.</u>	<u>ky.</u>	<u>ly.</u>
m	n	o	p	r	s
<u>my.</u>	<u>ny.</u>	<u>.obu</u>	<u>py.</u>	<u>ry.</u>	<u>sy.</u>
t	u	v	x	y	z
<u>ty.</u>	<u>.ubu</u>	<u>vy.</u>	<u>xy.</u>	<u>.ybuybu</u>	<u>zy.</u>

There are several things to note about this table. The consonant lerfu words are a single syllable, whereas the vowel and ' lerfu words are two syllables and must be preceded by pause (since they all begin with a vowel). Another fact, not evident from the table but important nonetheless, is that by. and its like are single cmavo of selma'o BY, as is .y'y.. The vowel lerfu words, on the other hand, are compound cmavo, made from a single vowel cmavo plus the cmavo bu (which belongs to its own selma'o, BU). All of the vowel cmavo have other meanings in Lojban (logical connectives, sentence separator, hesitation noise), but those meanings are irrelevant when bu follows.

Here are some illustrations of common Lojban words spelled out using the alphabet above:

Example 17.2.

ty. .abu ny. ry. .ubu
t a n r u

Example 17.3.

ky. .obu .y'y. .abu
k o ' a

Spelling out words is less useful in Lojban than in English, for two reasons: Lojban spelling is phonemic, so there can be no real dispute about how a word is spelled; and the Lojban lerfu words sound more alike than the English ones do, since they are made up systematically. The English words “ fail ” and “ vale ” sound similar, but just hearing the first lerfu word of either, namely “ eff ” or “ vee ”, is enough to discriminate easily between them - and even if the first lerfu word were somehow confused, neither “ vail ” nor “ fale ” is a word of ordinary English, so the rest of the spelling determines which word is meant. Still, the capability of spelling out words does exist in Lojban.

Note that the lerfu words ending in y were written (in [Example 17.2](#) and [Example 17.3](#).) with pauses after them. It is not strictly necessary to pause after

such lerfu words, but failure to do so can in some cases lead to ambiguities:

Example 17.4.

mi cy. claxu
I lerfu- " c " without

I am without (whatever is referred to by) the letter " c " .

without a pause after cy would be interpreted as:

Example 17.5.

micyclaxu
(Observative:)-doctor-without

Something unspecified is without a doctor.

A safe guideline is to pause after any cmavo ending in y unless the next word is also a cmavo ending in y . The safest and easiest guideline is to pause after all of them.

17.3. Upper and lower cases

Lojban doesn't use lower-case (small) letters and upper-case (capital) letters in the same way that English does; sentences do not begin with an upper-case letter, nor do names. However, upper-case letters are used in Lojban to mark irregular stress within cmavla, thus:

Example 17.6.

.iVAN.

the name " Ivan " in Russian/Slavic pronunciation.

It would require far too many cmavo to assign one for each upper-case and one for each lower-case lerfu, so instead we have two special cmavo ga'e and to'a representing upper case and lower case respectively. They belong to the same selma'o as the basic lerfu words, namely BY, and they may be freely interspersed with them.

The effect of [ga'e](#) is to change the interpretation of all lerfu words following it to be the upper-case version of the lerfu. An occurrence of [to'a](#) causes the interpretation to revert to lower case. Thus, *ga'e .abu* means not “ a ” but “ A ” , and Ivan's name may be spelled out thus:

Example 17.7.

.ibu ga'e vy. .abu ny. to'a
i [upper]V A N [lower]

The cmavo and compound cmavo of this type will be called “ shift words ” .

How long does a shift word last? Theoretically, until the next shift word that contradicts it or until the end of text. In practice, it is common to presume that a shift word is only in effect until the next word other than a lerfu word is found.

It is often convenient to shift just a single letter to upper case. The cmavo [tau](#), of selma'o LAU, is useful for the purpose. A LAU cmavo must always be immediately followed by a BY cmavo or its equivalent: the combination is grammatically equivalent to a single BY. (See [Section 17.14](#) for details.)

A likely use of [tau](#) is in the internationally standardized symbols for the chemical elements. Each element is represented using either a single upper-case lerfu or one upper-case lerfu followed by one lower-case lerfu:

Example 17.8.

tau sy.
[single-shift]S

S (chemical symbol for sulfur)

Example 17.9.

tau sy. .ibu
[single-shift]S i

Si (chemical symbol for silicon)

If a shift to upper-case is in effect when [tau](#) appears, it shifts the next lerfu word only to lower case, reversing its usual effect.

17.4. The universal *bu*

So far we have seen *bu* only as a suffix to vowel cmavo to produce vowel lerfu words. Originally, this was the only use of *bu*. In developing the lerfu word system, however, it proved to be useful to allow *bu* to be attached to any word whatsoever, in order to allow arbitrary extensions of the basic lerfu word set.

Formally, *bu* may be attached to any single Lojban word. Compound cmavo do not count as words for this purpose. The special cmavo *ba'e*, *za'e*, *zei*, *zo*, *zoi*, *la'o*, *lo'u*, *si*, *sa*, *su*, and *fa'o* may not have *bu* attached, because they are interpreted before *bu* detection is done; in particular,

Example 17.10.

zo bu
the-word " bu "

the word " bu "

is needed when discussing *bu* in Lojban. It is also illegal to attach *bu* to itself, but more than one *bu* may be attached to a word; thus *.abubu* is legal, if ugly. (Its meaning is not defined, but it is presumably different from *.abu*.) It does not matter if the word is a cmavo, a cmevla, or a brivla. All such words suffixed by *bu* are treated grammatically as if they were cmavo belonging to selma'o BY.

The ability to attach *bu* to words has been used primarily to make names for various logograms and other unusual characters. For example, the Lojban name for the " happy face " is *me'o .uibu*, based on the attitudinal *.ui* that means " happiness " (the cmavo *me'o* is used here to represent the very character as opposed to a lerfu word; this is explained in [Section 17.9](#)). Likewise, the " smiley face " , written " :-) " and used on computer networks to indicate humor, is called *me'o .u'ibu*. The existence of these names does not mean that you should insert *me'o .uibu* into running Lojban text to indicate that you are happy, or *me'o .u'ibu* when something is funny; instead, use the appropriate attitudinal directly.

Likewise, *me'o joibu* represents the ampersand character, " & " , based on the cmavo *joi* meaning " mixed "and" ". Many more such lerfu words will probably be invented in future.

The . and , characters used in Lojbanic writing to represent pause and syllable break respectively have been assigned the lerfu words *me'o denpa bu* (literally, " pause bu ") and *me'o slaka bu* (literally, " syllable bu "). The written space is mandatory here, because *denpa* and *slaka* are normal gismu with normal stress: *denpabu* would be a fu'ivla (word borrowed from another language into Lojban) stressed *denPAbu*. No pause is required between *denpa* (or *slaka*) and *bu*,

though.

17.5. Alien alphabets

As stated in [Section 17.1](#), Lojban's goal of cultural neutrality demands a standard set of lerfu words for the lerfu of as many other writing systems as possible. When we meet these lerfu in written text (particularly, though not exclusively, mathematical text), we need a standard Lojbanic way to pronounce them.

There are certainly hundreds of alphabets and other writing systems in use around the world, and it is probably an unachievable goal to create a single system which can express all of them, but if perfection is not demanded, a usable system can be created from the raw material which Lojban provides.

One possibility would be to use the lerfu word associated with the language itself, Lojbanized and with [bu](#) added. Indeed, an isolated Greek “ alpha ” in running Lojban text is probably most easily handled by calling it *.alfas. bu* . Here the Greek lerfu word has been made into a Lojbanized name by adding *s* and then into a Lojban lerfu word by adding [bu](#) . Note that the pause after *.alfas.* is still needed.

Likewise, the easiest way to handle the Latin letters “ h ” , “ q ” , and “ w ” that are not used in Lojban is by a consonant lerfu word with [bu](#) attached. The following assignments have been made:

.y'y.bu h

ky.bu q

vy.bu w

As an example, the English word “ quack ” would be spelled in Lojban thus:

Example 17.11.

ky.bu .ubu .abu cy. ky.
q u a c k

Note that the fact that the letter “ c ” in this word has nothing to do with the sound of the Lojban letter *c* is irrelevant; we are spelling an English word and English rules control the choice of letters, but we are speaking Lojban and Lojban rules control the pronunciations of those letters.

A few more possibilities for Latin-alphabet letters used in languages other than English:

ty.bu þ (thorn)

dy.bu ð (edh)

However, this system is not ideal for all purposes. For one thing, it is verbose. The native lерfu words are often quite long, and with [bu](#) added they become even longer: the worst-case Greek lерfu word would be *.Omikron. bu*, with four syllables and two mandatory pauses. In addition, alphabets that are used by many languages have separate sets of lерfu words for each language, and which set is Lojban to choose?

The alternative plan, therefore, is to use a shift word similar to those introduced in [Section 17.3](#). After the appearance of such a shift word, the regular lерfu words are re-interpreted to represent the lерfu of the alphabet now in use. After a shift to the Greek alphabet, for example, the lерfu word [ty](#) would represent not Latin “t” but Greek “tau”. Why “tau”? Because it is, in some sense, the closest counterpart of “t” within the Greek lерfu system. In principle it would be all right to map [ty](#) to “phi” or even “omega”, but such an arbitrary relationship would be extremely hard to remember.

Where no obvious closest counterpart exists, some more or less arbitrary choice must be made. Some alien lерfu may simply not have any shifted equivalent, forcing the speaker to fall back on a [bu](#) form. Since a [bu](#) form may mean different things in different alphabets, it is safest to employ a shift word even when [bu](#) forms are in use.

Shifts for several alphabets have been assigned cmavo of selma'o BY:

[lo'a](#) Latin/Roman/Lojban alphabet

[ge'o](#) Greek alphabet

[je'o](#) Hebrew alphabet

[jo'o](#) Arabic alphabet

ru'o Cyrillic alphabet

The cmavo zai (of selma'o LAU) is used to create shift words to still other alphabets. The BY word which must follow any LAU cmavo would typically be a name representing the alphabet with bu suffixed:

Example 17.12.

zai .devanagar. bu

Devanagari (Hindi) alphabet

Example 17.13.

zai .katakan. bu

Japanese katakana syllabary

Example 17.14.

zai .xiragan. bu

Japanese hiragana syllabary

Unlike the cmavo above, these shift words have not been standardized and probably will not be until someone actually has a need for them. (Note the . characters marking leading and following pauses.)

In addition, there may be multiple visible representations within a single alphabet for a given letter: roman vs. italics, handwriting vs. print, Bodoni vs. Helvetica. These traditional “ font and face ” distinctions are also represented by shift words, indicated with the cmavo ce'a (of selma'o LAU) and a following BY word:

Example 17.15.

ce'a .xelveticas. bu

Helvetica font

Example 17.16.

ce'a .xancisk. bu

handwriting

Example 17.17.

ce'a .pavrel. bu

12-point font size

The cmavo *na'a* (of selma'o BY) is a universal shift-word cancel: it returns the interpretation of lerfu words to the default of lower-case Lojban with no specific font. It is more general than *lo'a*, which changes the alphabet only, potentially leaving font and case shifts in place.

Several sections at the end of this chapter contain tables of proposed lerfu word assignments for various languages.

17.6. Accent marks and compound lerfu words

Many languages that make use of the Latin alphabet add special marks to some of the lerfu they use. French, for example, uses three accent marks above vowels, called (in English) “ acute ” , “ grave ” , and “ circumflex ” . Likewise, German uses a mark called “ umlaut ” ; a mark which looks the same is also used in French, but with a different name and meaning.

These marks may be considered lerfu, and each has a corresponding lerfu word in Lojban. So far, no problem. But the marks appear over lerfu, whereas the words must be spoken (or written) either before or after the lerfu word representing the basic lerfu. Typewriters (for mechanical reasons) and the computer programs that emulate them usually require their users to type the accent mark before the basic lerfu, whereas in speech the accent mark is often pronounced afterwards (for example, in German “ a umlaut ” is preferred to “ umlaut a ”).

Lojban cannot settle this question by fiat. Either it must be left up to default interpretation depending on the language in question, or the lerfu-word compounding cmavo [tei](#) (of selma'o TEI) and [foi](#) (of selma'o FOI) must be used. These cmavo are always used in pairs; any number of lerfu words may appear between them, and the whole is treated as a single compound lerfu word. The French word “ été ” , with acute accent marks on both “ e ” lerfu, could be spelled as:

Example 17.18.

tei.ebu .akut.bu foi ty. tei .akut.bu .ebu foi
(e acute) t (acute e)

and it does not matter whether *.akut. bu* appears before or after [.ebu](#) ; the [tei... foi](#) grouping guarantees that the acute accent is associated with the correct lerfu. Of course, the level of precision represented by [Example 17.18](#) would rarely be required: it might be needed by a Lojban-speaker when spelling out a French word for exact transcription by another Lojban-speaker who did not know French.

This system breaks down in languages which use more than one accent mark on a single lerfu; some other convention must be used for showing which accent marks are written where in that case. The obvious convention is to represent the mark nearest the basic lerfu by the lerfu word closest to the word representing the basic lerfu. Any remaining ambiguities must be resolved by further conventions not yet established.

Some languages, like Swedish and Finnish, consider certain accented lerfu to be completely distinct from their unaccented equivalents, but Lojban does not make a formal distinction, since the printed characters look the same whether they are reckoned as separate letters or not. In addition, some languages consider certain 2-letter combinations (like “ ll ” and “ ch ” in Spanish) to be letters; this may be represented by enclosing the combination in [tei... foi](#).

In addition, when discussing a specific language, it is permissible to make up new lerfu words, as long as they are either explained locally or well understood from context: thus Spanish “ ll ” or Croatian “ lj ” could be called [.ibu](#), but that usage would not necessarily be universally understood.

[Section 17.19](#) contains a table of proposed lerfu words for some common accent marks.

17.7. Punctuation marks

Lojban does not have punctuation marks as such: the denpa bu and the slaka bu are really a part of the alphabet. Other languages, however, use punctuation marks extensively. As yet, Lojban does not have any words for these punctuation marks, but a mechanism exists for devising them: the cmavo [lau](#) of selma'o LAU. [lau](#) must always be followed by a BY word; the interpretation of the BY word is changed from a lerfu to a punctuation mark. Typically, this BY word would be a cmevla or brivla with a [bu](#) suffix.

Why is [lau](#) necessary at all? Why not just use a [bu](#)-marked word and announce that it is always to be interpreted as a punctuation mark? Primarily to avoid ambiguity. The [bu](#) mechanism is extremely open-ended, and it is easy for Lojban users to make up [bu](#) words without bothering to explain what they mean. Using the [lau](#) cmavo flags at least the most important of such nonce lerfu words as having a special function: punctuation. (Exactly the same argument applies to the use of [zai](#) to signal an alphabet shift or [ce'a](#) to signal a font shift.)

Since different alphabets require different punctuation marks, the interpretation of a [lau](#)-marked lerfu word is affected by the current alphabet shift and the current font shift.

17.8. What about Chinese characters?

Chinese characters (“ hànzi ” in Chinese, [kanji](#) in Japanese) represent an entirely different approach to writing from alphabets or syllabaries. (A syllabary, such as Japanese hiragana or Amharic writing, has one lerfu for each syllable of the spoken language.) Very roughly, Chinese characters represent single elements of meaning; also very roughly, they represent single syllables of spoken Chinese. There is in principle no limit to the number of Chinese characters that can exist, and many thousands are in regular use.

It is hopeless for Lojban, with its limited lerfu and shift words, to create an alphabet which will match this diversity. However, there are various possible ways around the problem.

First, both Chinese and Japanese have standard Latin-alphabet representations, known as “ pinyin ” for Chinese and “ romaji ” for Japanese, and these can be used. Thus, the word “ han⁴ zi⁴ ” (“ hànzi ”) is conventionally written with two characters, but it may be spelled out as:

Example 17.19.

.y'y.bu .abu ny. vo zy. .ibu vo
h a n 4 z i 4

The cmavo [vo](#) is the Lojban digit “ 4 ” . It is grammatical to intersperse digits (of selma'o PA) into a string of lerfu words; as long as the first cmavo is a lerfu word, the whole will be interpreted as a string of lerfu words. In Chinese, the digits can be used to represent tones. Pinyin is more usually written using accent marks, the mechanism for which was explained in [Section 17.6](#).

The Japanese company named “ Mitsubishi ” in English is spelled the same way in romaji, and could be spelled out in Lojban thus:

Example 17.20.

my. .ibu ty. sy. .ubu by. .ibu sy. .y'y.bu .ibu
m i t s u b i s h i

Alternatively, a really ambitious Lojbanist could assign lerfu words to the individual strokes used to write Chinese characters (there are about seven or eight of them if you are a flexible human being, or about 40 if you are a rigid computer program), and then represent each character with a [tei](#), the stroke lerfu words in the order of writing (which is standardized for each character), and a [foi](#). No one has as yet attempted this project.

17.9. lerfu words as pro-sumti

So far, lerfu words have only appeared in Lojban text when spelling out words. There are several other grammatical uses of lerfu words within Lojban. In each case, a single lerfu word or more than one may be used. Therefore, the term “ lerfu string ” is introduced: it is short for “ sequence of one or more lerfu words ”

A lerfu string may be used as a pro-sumti (a sumti which refers to some previous sumti), just like the pro-sumti [ko'a](#), [ko'e](#), and so on:

Example 17.21.

.abu prami by.

A loves B

In [Example 17.21](#), [.abu](#) and [.by](#) represent specific sumti, but which sumti they represent must be inferred from context.

Alternatively, lerfu strings may be assigned by [.goi](#), the regular pro-sumti assignment cmavo:

Example 17.22.

le gerku goi gy. cu xekri .i gy. klama le zdani

The dog, or G, is black. G goes to the house.

There is a special rule that sometimes makes lerfu strings more advantageous than the regular pro-sumti cmavo. If no assignment can be found for a lerfu string (especially a single lerfu word), it can be assumed to refer to the most recent sumti whose name or description begins in Lojban with that lerfu. So [Example 17.22](#) can be rephrased:

Example 17.23.

le gerku cu xekri. .i gy. klama le zdani

The dog is black. G goes to the house.

(A less literal English translation would use “ D ” for “ dog ” instead.)

Here is an example using two names and longer lerfu strings:

Example 17.24.

la .stivn. .mark. .djonz. cu merko
that-named Steven Mark Jones is-American.
.ila .aleksandr. .pavlovitc. .kuznietsof. cu rusko
that-named Alexander Pavlovich Kuznetsov is-Russian.
.i symydy. tavla .abupyky. baula .lojban.
SMD talks-to APK in that-named Lojban.

Perhaps Alexander's name should be given as *ru'o.abupyky* instead.

What about

Example 17.25.

.abu dunda by. cy.
A gives B C

Does this mean that A gives B to C? No. *by. cy.* is a single lerfu string, although written as two words, and represents a single pro-sumti. The true interpretation is that A gives BC to someone unspecified. To solve this problem, we need to introduce the elidable terminator [boi](#) (of selma'o BOI). This cmavo is used to terminate lerfu strings and also strings of numerals; it is required when two of these appear in a row, as here. (The other reason to use [boi](#) is to attach a free modifier – subscript, parenthesis, or what have you – to a lerfu string.) The correct version is:

Example 17.26.

.abu [boi] dunda by. boi cy. [boi]

A gives B to C

where the two occurrences of [boi](#) in brackets are elidable, but the remaining occurrence is not. Likewise:

Example 17.27.

xy.boi ro [boi]prenu cu prami
X all persons loves.

X loves everybody.

requires the first [boi](#) to separate the lerfu string [xy](#) from the digit string [ro](#).

17.10. References to lerfu

The rules of [Section 17.9](#) make it impossible to use unmarked lerfu words to refer

to lerfu themselves. In the sentence:

Example 17.28.

.abuculerfu
A is-a-letteral.

the hearer would try to find what previous sumti [.abu](#) refers to. The solution to this problem makes use of the cmavo [me'o](#) of selma'o LI, which makes a lerfu string into a sumti representing that very string of lerfu. This use of [me'o](#) is a special case of its mathematical use, which is to introduce a mathematical expression used literally rather than for its value.

Example 17.29.

me'o .abuculerfu

The-expression “ a ” is-a-letteral.

Now we can translate [Example 17.1](#) into Lojban:

Example 17.30.

dei vasru vo lerfu po'u me'o .ebu
this-sentence contains four letterals which-are the-expression “ e ”

This sentence contains four “ e ” s.

Since the Lojban sentence has only four *e* lerfu rather than fourteen, the translation is not a literal one – but [Example 17.30](#) is a Lojban truth just as [Example 17.1](#) is an English truth. Coincidentally, the colloquial English translation of [Example 17.30](#) is also true!

The reader might be tempted to use quotation with [lu](#)... [li'u](#) instead of [me'o](#), producing:

Example 17.31.

lu .abuli'u culerfu
[quote].abu[unquote] is-a-letteral.

(The single-word quote [zo](#) cannot be used, because [.abu](#) is a compound cmavo.)
But [Example 17.31](#) is false, because it says:

Example 17.32.

The word [.abu](#) is a letteral

which is not the case; rather, the thing symbolized by the word [.abu](#) is a letteral.
In Lojban, that would be:

Example 17.33.

la'e lu .abuli'u culerfu
The-referent-of[quote].abu[unquote] is-a-letteral.

which is correct.

17.11. Mathematical uses of lerfu strings

This chapter is not about Lojban mathematics, which is explained in [Chapter 18](#), so the mathematical uses of lerfu strings will be listed and exemplified but not explained.

- A lerfu string as mathematical variable:

Example 17.34.

li .abudu li by.su'i cy.
the-number a equals the-number b plus c

$$a = b + c$$

- A lerfu string as function name (preceded by [ma'o](#) of selma'o MAhO):

Example 17.35.

li .y.buybu du li ma'o fy.boixy.
the-number y equals the-number the-function f of x
 $y = f(x)$

Note the [boi](#) here to separate the lerfu strings [fy](#) and [xy](#).

- A lerfu string as selbri (followed by a cmavo of selma'o MOI):

Example 17.36.

le vi ratcucuny.moi le'i mi ratcu
the here rat is-nth-of-the-set-of my rats

This rat is my Nth rat.

- A lerfu string as utterance ordinal (followed by a cmavo of selma'o MAI):

Example 17.37.

ny.mai

Nthly

- A lerfu string as subscript (preceded by [xi](#) of selma'o XI):

Example 17.38.

xy.xi ky.
x subk

X_k

- A lerfu string as quantifier (enclosed in [vei](#)... [ve'o](#) parentheses):

Example 17.39.

veiny. [ve'o]lo prenu
(" n ") persons

The parentheses are required because *ny. lo prenu* would be two separate sumti, [ny](#) and *lo prenu*. In general, any mathematical expression other than a simple number must be in parentheses when used as a quantifier; the right parenthesis mark, the cmavo [ve'o](#), can usually be elided.

All the examples above have exhibited single lerfu words rather than lerfu strings, in accordance with the conventions of ordinary mathematics. A longer lerfu string would still be treated as a single variable or function name: in Lojban, *.abu by. cy.* is not the multiplication “ $a \times b \times c$ ” but is the variable *abc* . (Of course, a local convention could be employed that made the value of a variable like *abc* , with a multi-lerfu-word name, equal to the values of the variables *a* , *b* , and *c* multiplied together.)

There is a special rule about shift words in mathematical text: shifts within mathematical expressions do not affect lerfu words appearing outside mathematical expressions, and vice versa.

17.12. Acronyms

An acronym is a name constructed of lerfu. English examples are “ DNA ” , “ NATO ” , “ CIA ” . In English, some of these are spelled out (like “ DNA ” and “ CIA ”) and others are pronounced more or less as if they were ordinary English words (like “ NATO ”). Some acronyms fluctuate between the two pronunciations: “ SQL ” may be “ ess cue ell ” or “ sequel ” .

In Lojban, a name is often represented by one cmevla (a word that ends in a consonant and is surrounded by pauses). The easiest way to Lojbanize acronym names is to glue the lerfu words together, using ' wherever two vowels would come together (pauses are illegal in cmevla) and adding a final consonant:

Example 17.40.

la .dyny'abub. .i la .ny'abuty'obub. .i la .cy'ibu'abub.

DNA. NATO. CIA.

... .i la .sykybulyl. .i la .ibubymym. .i la .ny'ybucyc.

... SQL. IBM. NYC.

There is no fixed convention for assigning the final consonant. In [Example 17.40](#), the last consonant of the lerfu string has been replicated into final position.

Some compression can be done by leaving out *bu* after vowel lerfu words (except for *.y.bu**bu***, wherein the *bu* cannot be omitted without ambiguity). Compression is moderately important because it's hard to say long cmevla without introducing

an involuntary (and illegal) pause:

Example 17.41.

la .dyny'am. .i la .ny'aty'om. .i la .cy'i'am.

DNA. NATO. CIA.

... .i la .sykybulym. .i la .ibymym. .i la .ny'ybucym.

... SQL. IBM. NYC.

In [Example 17.41](#), the final consonant *m* stands for [merko](#), indicating the source culture of these acronyms.

Another approach, which some may find easier to say and which is compatible with older versions of the language that did not have a ' character, is to use the consonant *z* instead of ' :

Example 17.42.

la .dynyzaz. .i la .nyzatyzoz. .i la .cyzizaz.

DNA. NATO. CIA.

... .i la .sykybulyz. .i la .ibymyz. .i la .nyzybucyz.

... SQL. IBM. NYC.

One more alternative to these lengthy cmevla is to use the lerfu string itself prefixed with [me](#), the cmavo that makes sumti into selbri:

Example 17.43.

la me dy ny. .abu

that-named-what-pertains-to " d " " n " " a "

This works because *la*, the cmavo that normally introduces cmevla used as sumti, may also be used before a predicate to indicate that the predicate is a (meaningful) name:

Example 17.44.

la cribe cuciska
That-named " Bear " writes.

Bear is a writer.

[Example 17.44](#) does not of course refer to a bear (*le cribe* or *lo cribe*) but to something else, probably a person, named " Bear " . Similarly, *me dy ny .abu* is a predicate which can be used as a name, producing a kind of acronym which can have pauses between the individual lerfu words.

17.13. Computerized character codes

Since the first application of computers to non-numerical information, character sets have existed, mapping numbers (called " character codes ") into selected lerfu, digits, and punctuation marks (collectively called " characters "). Historically, each of these character sets has only covered a particular writing system. International efforts have now created Unicode, a unified character set that can represent essentially all the characters in essentially all the world's writing systems. Lojban can take advantage of these encoding schemes by using the cmavo *se'e* (of selma'o BY). This cmavo is conventionally followed by digit cmavo of selma'o PA representing the character code, and the whole string indicates a single character in some computerized character set:

Example 17.45.

me'o se'e cixaculerfu la.asycy'i'is.
The-expression[code]36 is-a-letteral-in-set ASCII
loi rupnu befi le merko
for-the-mass-of-currency-units in the American-system.

The character code 36 in ASCII represents American dollars.

" \$ " represents American dollars.

Understanding [Example 17.45](#) depends on knowing the value in the ASCII character set (one of the simplest and oldest) of the “ \$ ” character. Therefore, the [se'e](#) convention is only intelligible to those who know the underlying character set. For precisely specifying a particular character, however, it has the advantages of unambiguity and (relative) cultural neutrality, and therefore Lojban provides a means for those with access to descriptions of such character sets to take advantage of them.

As another example, the Unicode character set (also known as ISO 10646) represents the international symbol of peace, an inverted trident in a circle, using the base-16 value 262E. In a suitable context, a Lojbanist may say:

Example 17.46.

me'o se'e rexarereisinxa le ka panpi
the-expression[`code`]262E is-a-sign-ofthe quality-ofbeing-at-peace

When a [se'e](#) string appears in running discourse, some metalinguistic convention must specify whether the number is base 10 or some other base, and which character set is in use.

17.14. List of all auxiliary lerfu-word cmavo

bu BU makes previous word into a lerfu word

ga'e BY upper case shift

to'a BY lower case shift

tau LAU case-shift next lerfu word only

lo'a BY Latin/Lojban alphabet shift

ge'o BY Greek alphabet shift

je'o BY Hebrew alphabet shift

jo'o BY Arabic alphabet shift

ru'o BY Cyrillic alphabet shift

se'e BY following digits are a character code

na'aBY cancel all shifts

zai LAU following lerfu word specifies alphabet

ce'a LAU following lerfu word specifies font

lau LAU following lerfu word is punctuation

tei TEI start compound lerfu word

foi FOI end compound lerfu word

Note that LAU cmavo must be followed by a BY cmavo or the equivalent, where “equivalent ” means: either any Lojban word followed by [bu](#), another LAU cmavo (and its required sequel), or a [tei](#)... [foi](#) compound cmavo.

17.15. Proposed lerfu words - introduction

The following sections contain tables of proposed lerfu words for some of the standard alphabets supported by the Lojban lerfu system. The first column of each list is the lerfu (actually, a Latin-alphabet name sufficient to identify it). The second column is the proposed name-based lerfu word, and the third column is the proposed lerfu word in the system based on using the cmavo of selma'o BY with a shift word.

These tables are not meant to be authoritative (several authorities within the Lojban community have niggled over them extensively, disagreeing with each other and sometimes with themselves). They provide a working basis until actual usage is available, rather than a final resolution of lerfu word problems. Probably the system presented here will evolve somewhat before settling down into a final, conventional form.

For Latin-alphabet lerfu words, see [Section 17.2](#) (for Lojban) and [Section 17.5](#) (for non-Lojban Latin-alphabet lerfu).

17.16. Proposed lerfu words for the Greek alphabet

α	<i>.alfas. bu</i>	.abu
β	<i>.betas. bu</i>	by.
γ	<i>.gamas. bu</i>	gy.
δ	<i>.deltas. bu</i>	dy.
ε	<i>.Epsilon. bu</i>	.ebu
ζ	<i>.zetas. bu</i>	zy.
η	<i>.etas. bu</i>	<i>.e'ebu</i>
θ	<i>.tetas. bu</i>	<i>ty. bu</i>
ι	<i>.iotas. bu</i>	.ibu
κ	<i>.kapas. bu</i>	ky.
λ	<i>.lymdas. bu</i>	ly.
μ	<i>.mus. bu</i>	my.
ν	<i>.nus. bu</i>	ny.
ξ	<i>.ksis. bu</i>	<i>.ksis. bu</i>
ο	<i>.Omikron. bu</i>	.obu
π	<i>.pis. bu</i>	py.
ρ	<i>.ros. bu</i>	ry.
σ	<i>.sigmas. bu</i>	sy.
τ	<i>.taus. bu</i>	ty.
υ	<i>.Upsilon. bu</i>	.ubu
φ	<i>.fis. bu</i>	<i>py. bu</i>
χ	<i>.xis. bu</i>	<i>ky. bu</i>
ψ	<i>.psis. bu</i>	<i>.psis. bu</i>
ω	<i>.omegas. bu</i>	<i>.o'obu</i>
rough breathing	<i>.dasei,as. bu</i>	.y'y.
smooth breathing	<i>.psiles. bu</i>	<i>xutla bu</i>

17.17. Proposed lerfu words for the Cyrillic alphabet

The second column in this listing is based on the historical names of the letters in Old Church Slavonic. Only those letters used in Russian are shown; other languages require more letters which can be devised as needed.

a	<i>.azys. bu</i>	.abu
б	<i>.bukys. bu</i>	by.

В	.vedis. bu	vy.
Г	.glagolis. bu	gy.
Д	.dobros. bu	dy.
Е	.iestys. bu	.ebu
Ж	.jivet. bu	jy.
З	.zemlias. bu	zy.
И	.ije,is. bu	.ibu
Й	.itord. bu	.itord. bu
К	.kakos. bu	ky.
Л	.liudi,ies. bu	ly.
М	.myslites. bu	my.
Н	.naciys. bu	ny.
О	.onys. bu	.obu
П	.pokois. bu	py.
Р	.riytsis. bu	ry.
С	.slovos. bu	sy.
Т	.tyvriydos. bu	ty.
У	.ukys. bu	.ubu
Ф	.friytys. bu	fy.
Х	.xerys. bu	xy.
Ц	.tsis. bu	.tsys. bu
Ч	.tcryviys. bu	.tcys. bu
Ш	.cas. bu	cy.
Щ	.ctas. bu	.ctcys. bu
Ъ	.ier. bu	jdari bu
Ы	.ierys. bu	.y.buybu
Ь	.ieriys. bu	ranti bu
Э	.ecarn. bu	.ecarn. bu
Ю	.ius. bu	.iubu
Я	.ias. bu	.iabu

17.18. Proposed lerfu words for the Hebrew alphabet

?	.alef. bu	.alef. bu
?	.bet. bu	by.
?	.gimel. bu	gy.
?	.daled. bu	dy.
?	.xex. bu	.y'y.
?	.vav. bu	vy.
?	.zai,in. bu	zy.
?	.xet. bu	xy. bu

? .tet. bu ty. bu
 ? .iud. bu .iud. bu
 ? .kaf. bu [ky.](#)
 ? .LYmed. bu [ly.](#)
 ? .mem. bu [my.](#)
 ? .nun. bu [ny.](#)
 ? .samex. bu .samex. bu
 ? .ai,in. bu .ai,in bu
 ? .pex. bu [py.](#)
 ? .tsadik. bu .tsadik. bu
 ? .kuf. bu ky. bu
 ? .rec. bu [ry.](#)
 ? .cin. bu [cy.](#)
 ? .taf. bu [ty.](#)
 dagesh .daGEC. bu .daGEC. bu
 hiriq .xirik. bu [.ibu](#)
 tsere .tseirex. bu .eibu
 segol .seGOL. bu [.ebu](#)
 kubutz .kubuts. bu [.ubu](#)
 kamatz .kamats. bu [.abu](#)
 patach .patax. bu .a'abu
 shva .cyVAS. bu [.ybuybu](#)
 holam .xolem. bu [.obu](#)
 shuruk .curuk. bu .u'ubu

17.19. Proposed lerfu words for some accent marks and multiple letters

This list is intended to be suggestive, not complete: there are lerfu such as Polish “ ı ” and Maltese “ ħ ” that do not yet have symbols.

acute (as in “ á ”)	.akut. bu or .pritygal. bu [pritu galtu]
grave (as in “ à ”)	.grav. bu or .zulgal. bu [zunle galtu]
circumflex (as in “ â ”)	.cirkumfleks. bu or .midgal. bu [midju galtu]
tilde (“ ~ ”)	.tildes. bu
macron (as in “ ā ”)	.makron. bu
breve (as in “ ă ”)	.brevis. bu
over-dot (as in “ à̇ ”)	.gapmoc. bu [gapru mokca]
diaeresis/umlaut/tréma (as in “ ä ”)	.relmoc. bu [re mokca]
overring (as in “ å ”)	.gapyjin. bu [gapru djine]
cedilla (as in “ ç ”)	.seDİlys. bu
double acute (as in “ ǎ ”)	.re'akut. bu [re .akut.]

ogonek (as in “ ą ”)	<i>.ogonek. bu</i>
caron, háček (as in “ ř ”)	<i>.xatcek. bu</i>
ligatured fi	<i>tei fy. ibu foi</i>
Danish/Latin æ	<i>tei .abu .ebu foi</i>
Dutch ij	<i>tei .ibu jy. foi</i>
German ß, Eszett	<i>tei sy. zy. foi</i>

17.20. Proposed lerfu words for radio communication

There is a set of English words which are used, by international agreement, as lerfu words (for the English alphabet) over the radio, or in noisy situations where the utmost clarity is required. Formally they are known as the “ ICAO Phonetic Alphabet ” , and are used even in non-English-speaking countries.

This table presents the standard English spellings and proposed Lojban versions. The Lojbanizations are not straightforward renderings of the English sounds, but make some concessions both to the English spellings of the words and to the Lojban pronunciations of the lerfu (thus *.carlis. bu* , not *.tcarlis. bu*).

Alfa	<i>.alfas. bu</i>
Bravo	<i>.bravos. bu</i>
Charlie	<i>.carlis. bu</i>
Delta	<i>.deltas. bu</i>
Echo	<i>.ekos. bu</i>
Foxtrot	<i>.fokstrot. bu</i>
Golf	<i>.golf. bu</i>
Hotel	<i>.xoTEL. bu</i>

India *.indias. bu*

Juliet *.juliet. bu*

Kilo *.kilos. bu*

Lima *.limas. bu*

Mike *.maik. bu*

November *.novembr. bu*

Oscar *.oskar. bu*

Papa *.paPAS. bu*

Quebec *.keBEK. bu*

Romeo *.romios. bu*

Sierra *.sieras. bu*

Tango *.tangos. bu*

Uniform *.Uniform. bu*

Victor *.viktas. bu*

Whiskey *.uiskis. bu*

X-ray *.eksreis. bu*

Yankee *.iankis. bu*

Zulu *.zulus. bu*

Chapter 18. lojbau mekso: mathematical expressions in Lojban

The picture for chapter 18

18.1. Introductory

lojbau mekso (“ Lojbanic mathematical-expression ”) is the part of the Lojban language that is tailored for expressing statements of a mathematical character, or for adding numerical information to non-mathematical statements. Its formal design goals include:

1. representing all the different forms of expression used by mathematicians in their normal modes of writing, so that a reader can unambiguously read off mathematical text as written with minimal effort and expect a listener to understand it;
2. providing a vocabulary of commonly used mathematical terms which can readily be expanded to include newly coined words using the full resources of Lojban;
3. permitting the formulation, both in writing and in speech, of unambiguous mathematical text;
4. encompassing all forms of quantified expression found in natural languages, as well as encouraging greater precision in ordinary language situations than natural languages allow.

Goal 1 requires that mekso not be constrained to a single notation such as Polish notation or reverse Polish notation, but make provision for all forms, with the most commonly used forms the most easily used.

Goal 2 requires the provision of several conversion mechanisms, so that the boundary between mekso and full Lojban can be crossed from either side at many points.

Goal 3 is the most subtle. Written mathematical expression is culturally unambiguous, in the sense that mathematicians in all parts of the world understand the same written texts to have the same meanings. However, international mathematical notation does not prescribe unique forms. For example, the expression

Example 18.1.

$$3x + 2y$$

contains omitted multiplication operators, but there are other possible interpretations for the strings $3x$ and $2y$ than as mathematical multiplication. Therefore, the Lojban verbal (spoken and written) form of [Example 18.1](#) must not omit the multiplication operators.

The remainder of this chapter explains (in as much detail as is currently possible) the mekso system. This chapter is by intention complete as regards mekso components, but only suggestive about uses of those components – as of now, there has been no really comprehensive use made of mekso facilities, and many matters must await the test of usage to be fully clarified.

18.2. Lojban numbers

The following cmavo are discussed in this section:

pa PA1 xa PA6

re PA2 ze PA7

ci PA3 bi PA8

vo PA4 so PA9

mu PA5 no PA0

The simplest kind of mekso are numbers, which are cmavo or compound cmavo. There are cmavo for each of the 10 decimal digits, and numbers greater than 9 are made by stringing together the cmavo. Some examples:

Example 18.2.

pa re ci
one two three
123

one hundred and twenty three

Example 18.3.

pa no
one zero
10

ten

Example 18.4.

pa re ci vo mu xa ze bi so no
one two three four five six seven eight nine zero
1234567890

one billion, two hundred and thirty-four million, five hundred and sixty-seven thousand, eight hundred and ninety.

Therefore, there are no separate cmavo for “ ten ” , “ hundred ” , etc.

There is a pattern to the digit cmavo (except for [no](#), 0) which is worth explaining. The cmavo from 1 to 5 end in the vowels *a* , *e* , *i* , *o* , *u* respectively; and the cmavo from 6 to 9 likewise end in the vowels *a* , *e* , *i* , and *o* respectively. None of the digit cmavo begin with the same consonant, to make them easy to tell apart in noisy environments.

18.3. Signs and numerical punctuation

The following cmavo are discussed in this section:

ma'u PA positive sign

ni'u PAnegative sign

pi PAdecimal point

fi'u PAfraction slash

ra'e PArepeating decimal

ce'i PApercent sign

ki'o PAcomma between digits

A number can be given an explicit sign by the use of *ma'u* and *ni'u*, which are the positive and negative signs as distinct from the addition, subtraction, and negation operators. For example:

Example 18.5.

ni'u pa
negative-sign 1
-1

Grammatically, the signs are part of the number to which they are attached. It is also possible to use *ma'u* and *ni'u* by themselves as numbers; the meaning of these numbers is explained in [Section 18.8](#).

Various numerical punctuation marks are likewise expressed by cmavo, as illustrated in the following examples:

Example 18.6.

ci pi pa vo pa mu
three point one four one five
3.1415

(In some cultures, a comma is used instead of a period in the symbolic version of [Example 18.6](#); *pi* is still the Lojban representation for the decimal point.)

Example 18.7.

re fi'u ze
two fraction seven
 $\frac{2}{7}$

[Example 18.7](#) is the name of the number two-sevenths; it is not the same as “ the result of 2 divided by 7 ” in Lojban, although numerically these two are equal. If the denominator of the fraction is present but the numerator is not, the numerator is taken to be 1, thus expressing the reciprocal of the following number:

Example 18.8.

fi'u ze
fraction seven
 $\frac{1}{7}$

Example 18.9.

pi ci mu ra'e pa vo re bi mu ze
point three five repeating one four two eight five seven
.35142857142857...

Note that the [ra'e](#) marks unambiguously where the repeating portion “ 142857 ” begins.

Example 18.10.

ci mu ce'i
three five percent
35%

Example 18.11.

pa ki'o re ci vo ki'o mu xa ze
one comma two three four comma five six seven
1,234,567

(In some cultures, spaces are used in the symbolic representation of [Example 18.11](#); *ki'o* is still the Lojban representation.)

It is also possible to have less than three digits between successive *ki'o*s, in which case zeros are assumed to have been elided:

Example 18.12.

pa ki'o re ci ki'o vo
one comma two three comma four
1,023,004

In the same way, *ki'o* can be used after *pi* to divide fractions into groups of three:

Example 18.13.

pi ki'o re re
point comma two two
.022

Example 18.14.

pi pa ki'o pa re ki'o pa
point one comma one two comma one
.001012001

18.4. Special numbers

The following cmavo are discussed in this section:

ci'i PAinfinity, ∞

ka'o PAimaginary i , $\sqrt{-1}$

pai PA π , pi (approx 3.14159...)

te'o PAexponential e (approx 2.71828...)

fi'u PA golden ratio, ϕ , phi, $(1 + \sqrt{5}) / 2$ (approx. 1.61803...)

The last cmavo is the same as the fraction sign cmavo: a fraction sign with neither numerator nor denominator represents the golden ratio.

Numbers can have any of these digit, punctuation, and special-number cmavo of Sections 2, 3, and 4 in any combination:

Example 18.15.

ma'u ci'i
+ ∞

Example 18.16.

cika'ore

3i2 (a complex number equivalent to $3 + 2i$)

Note that [ka'o](#) is both a special number (meaning " i ") and a number punctuation mark (separating the real and the imaginary parts of a complex number).

Example 18.17.

ci'ino

infinity zero

? 0 (a transfinite cardinal)

The special numbers [pai](#) and [te'o](#) are mathematically important, which is why they are given their own cmavo:

Example 18.18.

pai

pi, π

Example 18.19.

te'o

e

However, many combinations are as yet undefined:

Example 18.20.

papirepici

1.2.3

Example 18.21.

pani'u re
1 negative-sign 2

[Example 18.21](#) is not “ 1 minus 2 ” , which is represented by a different cmavo sequence altogether. It is a single number which has not been assigned a meaning. There are many such numbers which have no well-defined meaning; they may be used for experimental purposes or for future expansion of the Lojban number system.

It is possible, of course, that some of these “ oddities ” do have a meaningful use in some restricted area of mathematics. A mathematician appropriating these structures for specialized use needs to consider whether some other branch of mathematics would use the structure differently.

More information on numbers may be found in [Section 18.8](#) to [Section 18.12](#) .

18.5. Simple infix expressions and equations

The following cmavo are discussed in this section:

du GOhA equals

su'i VUhUplus

vu'u VUhUminus

pi'i VUhUtimes

te'a VUhUraised to the power

ny. BY letter " n "

vei VEI left parenthesis

ve'o VEhO right parenthesis

Let us begin at the beginning: one plus one equals two. In Lojban, that sentence translates to:

Example 18.22.

li pa su'i pa du li re
The-number one plus one equals the-number two.
 $1 + 1 = 2$

[Example 18.22.](#), a mekso sentence, is a regular Lojban bridi that exploits mekso features. [du](#) is the predicate meaning " x_1 is mathematically equal to x_2 ". It is a cmavo for conciseness, but it has the same grammatical uses as any brivla. Outside mathematical contexts, [du](#) means " x_1 is identical with x_2 " or " x_1 is the same object as x_2 " .

The cmavo [li](#) is the number article. It is required whenever a sentence talks about numbers as numbers, as opposed to using numbers to quantify things. For example:

Example 18.23.

le ciprenu

the three persons

requires no [li](#) article, because the [ci](#) is being used to specify the number of [prenu](#). However, the sentence

Example 18.24.

levi sfanicugrake li ci
This fly masses-in-grams the-number three.

This fly has a mass of 3 grams.

requires [li](#) because [ci](#) is being used as a sumti. Note that this is the way in which measurements are stated in Lojban: all the predicates for units of length, mass, temperature, and so on have the measured object as the first place and a number as the second place. Using [li](#) for [le](#) in [Example 18.23](#) would produce

Example 18.25.

li ciprenu
The-number 3 is-a-person.

which is grammatical but nonsensical: numbers are not persons.

The cmavo [su'i](#) belongs to selma'o VUhU, which is composed of mathematical operators, and means “ addition ” . As mentioned before, it is distinct from [ma'u](#) which means the positive sign as an indication of a positive number:

Example 18.26.

li ma'u pa su'i
The-number positive-sign one plus
ni'u pa du li no
negative-sign one equals the-number zero.
 $+1 + -1 = 0$

Of course, it is legal to have complex mekso on both sides of [du](#) :

Example 18.27.

li mu su'i pa du li ci su'i ci
The-number five plus one equals the-number three plus three.
 $5 + 1 = 3 + 3$

Why don't we say *li mu su'i li pa* rather than just *li mu su'i pa* ? The answer is that VUhU operators connect mekso operands (numbers, in [Example 18.27](#)), not general sumti. *li* is used to make the entire mekso into a sumti, which then plays the roles applicable to other sumti: in [Example 18.27](#), filling the places of a bridi

By default, Lojban mathematics is like simple calculator mathematics: there is no notion of “ operator precedence ” . Consider the following example, where *pi'i* means “ times ” , the multiplication operator:

Example 18.28.

li ci su'i vo pi'i mu du li reci
The-number three plus four times five equals the-number two-three.
 $3 + 4 \times 5 = 23$

Is the Lojban version of [Example 18.28](#) true? No! “ $3 + 4 \times 5$ ” is indeed 23, because the usual conventions of mathematics state that multiplication takes precedence over addition; that is, the multiplication “ 4×5 ” is done first, giving 20, and only then the addition “ $3 + 20$ ” . But VUhU operators by default are done left to right, like other Lojban grouping, and so a truthful bridi would be:

Example 18.29.

li ci su'i vo pi'i mu du li cimU
The-number three plus four times five equals the-number three-five.
 $3 + 4 \times 5 = 35$

Here we calculate $3 + 4$ first, giving 7, and then calculate 7×5 second, leading to the result 35. While possessing the advantage of simplicity, this result violates the design goal of matching the standards of mathematics. What can be done?

There are three solutions, all of which will probably be used to some degree. The first solution is to ignore the problem. People will say *li ci su'i vo pi'i mu* and mean 23 by it, because the notion that multiplication takes precedence over addition is too deeply ingrained to be eradicated by Lojban parsing, which totally ignores semantics. This convention essentially allows semantics to dominate syntax in this one area.

(Why not hard-wire the precedences into the grammar, as is done in computer

programming languages? Essentially because there are too many operators, known and unknown, with levels of precedence that vary according to usage. The programming language 'C' has 13 levels of precedence, and its list of operators is not even extensible. For Lojban this approach is just not practical. In addition, hard-wired precedence could not be overridden in mathematical systems such as spreadsheets where the conventions are different.)

The second solution is to use explicit means to specify the precedence of operators. This approach is fully general, but clumsy, and will be explained in [Section 18.20](#).

The third solution is simple but not very general. When an operator is prefixed with the cmavo [bi'e](#) (of selma'o BIhE), it becomes automatically of higher precedence than other operators not so prefixed. Thus,

Example 18.30.

li ci su'i vo bi'epi'i mu du li reci
 The-number three plus four times five equals the-number two-three.
 $3 + 4 \times 5 = 23$

is a truthful Lojban bridi. If more than one operator has a [bi'e](#) prefix, grouping is from the right; multiple [bi'e](#) prefixes on a single operator are not allowed.

In addition, of course, Lojban has the mathematical parentheses [vei](#) and [ve'o](#), which can be used just like their written equivalents “ (” and “) ” to group expressions in any way desired:

Example 18.31.

li veiny.su'i pa ve'opi'i veiny.su'i pa [ve'o]
 The-number(n plus one) times(n plus one)
 du li ny.[bi'e]te'a re
 equals the-number n to-the-power two
 su'i re bi'epi'i ny.su'i pa
 plus two times n plus 1.
 $(n+1)(n+1) = n^2 + 2n + 1$

There are several new usages in [Example 18.31](#): [te'a](#) means “ raised to the power ”, and we also see the use of the lerfu word [ny](#), representing the letter “ n ”. In mekso, letters stand for just what they do in ordinary mathematics: variables. The parser will accept a string of lerfu words (called a “ lerfu string ”) as the equivalent of a single lerfu word, in agreement with computer-science conventions; “ abc ” is a single variable, not the equivalent of “ a × b × c ”. (Of

course, a local convention could state that the value of a variable like “ abc ” , with a multi-lerfu name, was equal to the values of the variables “ a ” , “ b ” , and “ c ” multiplied together.)

The explicit operator *pi'i* is required in the Lojban verbal form whereas multiplication is implicit in the symbolic form. Note that *ve'o* (the right parenthesis) is an elidable terminator: the first use of it in [Example 18.31](#) is required, but the second use (marked by square brackets) could be elided. Additionally, the first *bi'e* (also marked by square brackets) is not necessary to get the proper grouping, but it is included here for symmetry with the other one.

18.6. Forethought operators (Polish notation, functions)

The following cmavo are discussed in this section:

boi BOI numeral/lerfu string terminator

va'a VUhU negation/additive inverse

pe'o PEhO forethought flag

ku'e KUhE forethought terminator

ma'o MAhO convert operand to operator

py. BY letter “ p ”

xy. BY letter “ x ”

zy. BY letter “ z ”

fy. BY letter “ f ”

The infix form explained so far is reasonable for many purposes, but it is limited and rigid. It works smoothly only where all operators have exactly two operands,

and where precedences can either be assumed from context or are limited to just two levels, with some help from parentheses.

But there are many operators which do not have two operands, or which have a variable number of operands. The preferred form of expression in such cases is the use of “forethought operators”, also known as Polish notation. In this style of writing mathematics, the operator comes first and the operands afterwards:

Example 18.32.

li su'i paboi reboi ci[boi] du li xa
The-number the-sum-of one two three equals the-number six.
 $\text{sum}(1,2,3) = 6$

Note that the normally elidable number terminator *boi* is required after *pa* and *re* because otherwise the reading would be *pareci* = 123. It is not required after *ci* but is inserted here in brackets for the sake of symmetry. The only time *boi* is required is, as in [Example 18.32](#), when there are two consecutive numbers or *lerfu* strings.

Forethought *mekso* can use any number of operands, in [Example 18.32](#), three. How do we know how many operands there are in ambiguous circumstances? The usual Lojban solution is employed: an elidable terminator, namely *ku'e*. Here is an example:

Example 18.33.

li py. su'i va'a ny. ku'esu'i zy du
The-number “p” plus negative-of (“n”) plus “z” equals
li xy.
the-number “x”.
 $p + -n + z = x$

where we know that *va'a* is a forethought operator because there is no operand preceding it.

va'a is the numerical negation operator, of selma'o VUhU. In contrast, *vu'u* is not used for numerical negation, but only for subtraction, as it always has two or more operands. Do not confuse *va'a* and *vu'u*, which are operators, with *ni'u*, which is part of a number.

In [Example 18.33](#), the operator *va'a* and the terminator *ku'e* serve in effect as parentheses. (The regular parentheses *vei* and *ve'o* are NOT used for this purpose.) If the *ku'e* were omitted, the *su'i zy* would be swallowed up by the *va'a* forethought operator, which would then appear to have two operands, *ny.* and *su'i*

zy , where the latter is also a forethought expression.

Forethought *mekso* is also useful for matching standard functional notation. How do we represent “ $z = f(x)$ ” ? The answer is:

Example 18.34.

li zy du li ma'o fy.boi xy.
The-number *z* equals the-number the-operator *f* *x*.
 $z = f(x)$

Again, no parentheses are used. The construct *ma'o fy.boi* is the equivalent of an operator, and appears in forethought here (although it could also be used as a regular infix operator). In mathematics, letters sometimes mean functions and sometimes mean variables, with only the context to tell which. Lojban chooses to accept the variable interpretation as the default, and uses the special flag *ma'o* to mark a lerfu string as an operator. The cmavo *xy* and *zy* are variables, but *fy* is an operator (a function) because *ma'o* marks it as such. The *boi* is required because otherwise the *xy* would look like part of the operator name. (The use of *ma'o* can be generalized from lerfu strings to any *mekso* operand: see [Section 18.21](#).)

When using forethought *mekso*, the optional marker *pe'o* may be placed in front of the operator. This usage can help avoid confusion by providing clearly marked *pe'o* and *ku'e* pairs to delimit the operand list. [Example 18.32](#) to [Example 18.34](#), respectively, with explicit *pe'o* and *ku'e* :

Example 18.35.

li pe'o su'i paboi reboi ciboi ku'e du li xa

Example 18.36.

li py. su'i pe'o va'a ny. ku'e su'i zy du li xy.

Example 18.37.

li zy du li pe'o ma'o fy.boi xy. ku'e

Note: When using forethought *mekso*, be sure that the operands really are operands: they cannot contain regular infix expressions unless parenthesized with

[vei](#) and [ve'o](#). An earlier version of the complex [Example 18.119](#) came to grief because I forgot this rule.

18.7. Other useful selbri for mekso bridi

So far our examples have been isolated mekso (it is legal to have a bare mekso as a sentence in Lojban) and equation bridi involving [du](#). What about inequalities such as “ $x < 5$ ”? The answer is to use a bridi with an appropriate selbri, thus:

Example 18.38.

li xy.mleca li mu
The-number x is-less-than the-number 5.

Here is a partial list of selbri useful in mathematical bridi:

du	x_1 is identical to x_2, x_3, x_4, \dots
dunli	x_1 is equal/congruent to x_2 in/on property/quality/dimension/ quantity x_3
mleca	x_1 is less than x_2
zmadu	x_1 is greater than x_2
dubjavme'a	x_1 is less than or equal to x_2 [du ja mleca , equal or less]
dubjavmau	x_1 is greater than or equal to x_2 [du ja zmadu , equal or greater]
tamdu'i	x_1 is similar to x_2 [tarmi dunli , shape-equal]
turdu'i	x_1 is isomorphic to x_2 [stura dunli , structure-equal]
cmima	x_1 is a member of set x_2
gripau	x_1 is a subset of set x_2 [girzu pagbu , set-part]
na'ujbi	x_1 is approximately equal to x_2 [namcu jibni , number-near]
terci'e	x_1 is a component with function x_2 of system x_3

Note the difference between [dunli](#) and [du](#); [dunli](#) has a third place that specifies the kind of equality that is meant. [du](#) refers to actual identity, and can have any number of places:

Example 18.39.

py. du xy.boi zy.
“ p ” is-identical-to “ x ” “ z ”
 $p = x = z$

Lojban bridi can have only one predicate, so the [du](#) is not repeated.

Any of these selbri may usefully be prefixed with *na*, the contradictory negation cmavo, to indicate that the relation is false:

Example 18.40.

li resu'irena du li mu
the-number2 + 2 is-not-equal-to-the-number5.
2 + 2 ≠ 5

As usual in Lojban, negated bridi say what is false, and do not say anything about what might be true.

18.8. Indefinite numbers

The following cmavo are discussed in this section:

ro PA all

so'a PA almost all

so'e PA most

so'i PA many

so'o PA several

so'u PA a few

no'o PA the typical number of

da'a PA all but (one) of

piro PA+PA the whole of/all of

pišo'a PA+PA almost the whole of

pišo'e PA+PA most of

pišo'i PA+PA much of

pišo'o PA+PA a small part of

pišo'u PA+PA a tiny part of

pišo'o PA+PA the typical portion of

rau PA enough

du'e PA too many

mo'a PA too few

pirau PA+PA enough of

pidu'e PA+PA too much of

pimo'a PA+PA too little of

Not all the cmavo of PA represent numbers in the usual mathematical sense. For example, the cmavo ro means “ all ” or “ each ” . This number does not have a definite value in the abstract: *li ro* is undefined. But when used to count or quantify something, the parallel between ro and pa is clearer:

Example 18.41.

micatlu pa prenu
I look-at one person

Example 18.42.

micatlu ro prenu
I look-atallpersons

[Example 18.41](#) might be true, whereas [Example 18.42](#) is almost certainly false.

The cmavo [so'a](#), [so'e](#), [so'i](#), [so'o](#), and [so'u](#) represent a set of indefinite numbers less than [ro](#). As you go down an alphabetical list, the magnitude decreases:

Example 18.43.

micatlu so'a prenu
I look-atalmost-allpersons

Example 18.44.

micatlu so'e prenu
I look-atmostpersons

Example 18.45.

micatlu so'i prenu
I look-atmanypersons

Example 18.46.

micatlu so'o prenu
I look-atseveralpersons

Example 18.47.

micatlu so'u prenu
I look-atafewpersons

The English equivalents are only rough: the cmavo provide space for up to five indefinite numbers between [ro](#) and [no](#), with a built-in ordering. In particular, [so'e](#) does not mean “most” in the sense of “a majority” or “more than half”.

Each of these numbers, plus [ro](#), may be prefixed with [pi](#) (the decimal point) in

order to make a fractional form which represents part of a whole rather than some elements of a totality. [piro](#) therefore means “ the whole of ” :

Example 18.48.

micitkapiro lei nanba
I eat the-whole-ofthe-mass-ofbread

Similarly, [piso'a](#) means “ almost the whole of ” ; and so on down to [piso'u](#), “ a tiny part of ” . These numbers are particularly appropriate with masses, which are usually measured rather than counted, as [Example 18.48](#) shows.

In addition to these cmavo, there is [no'o](#), meaning “ the typical value ” , and [pino'o](#), meaning “ the typical portion ” : Sometimes [no'o](#) can be translated “ the average value ” , but the average in question is not, in general, a mathematical mean, median, or mode; these would be more appropriately represented by operators.

Example 18.49.

micatlu no'o prenu
I look-ata-typical-number-ofpersons

Example 18.50.

micitkapino'o lei nanba
I eat a-typical-amount-ofthe-mass-ofbread.

[da'a](#) is a related cmavo meaning “ all but ” :

Example 18.51.

micatlu da'a re prenu
I look-atall-buttwo persons

Example 18.52.

micatlu da'a so'u prenu
I look-atall-butafew persons

[Example 18.52](#) is similar in meaning to [Example 18.43](#).

If no number follows *da'a*, then *pa* is assumed; *da'a* by itself means “ all but one ”, or in ordinal contexts “ all but the last ” :

Example 18.53.

ro ratcu ka'e citka da'a ratcu
Allrats can eat all-but-one rats.

All rats can eat all other rats.

(The use of *da'a* means that [Example 18.53](#) does not require that all rats can eat themselves, but does allow it. Each rat has one rat it cannot eat, but that one might be some rat other than itself. Context often dictates that “ itself ” is, indeed, the “ other ” rat.)

As mentioned in [Section 18.3](#), *ma'u* and *ni'u* are also legal numbers, and they mean “ some positive number ” and “ some negative number ” respectively.

Example 18.54.

li civu'u reduli ma'u
the-number3 - 2 = some-positive-number

Example 18.55.

li civu'u vodulini'u
the-number3 - 4 = some-negative-number

Example 18.56.

miponse le rupnu belima'u
I possess the currency-units of a-positive-number.

All of the numbers discussed so far are objective, even if indefinite. If there are exactly six superpowers (*rairgugde* , “ superlative-states ”) in the world, then *ro rairgugde* means the same as *xa rairgugde* . It is often useful, however, to express subjective indefinite values. The cmavo *rau* (enough), *du'e* (too many), and *mo'a* (too few) are then appropriate:

Example 18.57.

miponse le rupnu beli rau
I possess the currency-units of the-number enough.

Like the *so'a*-series, *rau*, *du'e*, and *mo'a* can be preceded by *pi*; for example, *pirau* means “ a sufficient part of. ”

Another possibility is that of combining definite and indefinite numbers into a single number. This usage implies that the two kinds of numbers have the same value in the given context:

Example 18.58.

miviskale rore gerku
I saw the all-of/two dogs.

I saw both dogs.

Example 18.59.

mispeni so'ici prenu
I am-married-to many/three persons.

I am married to three persons (which is “ many ” in the circumstances).

[Example 18.59](#) assumes a mostly monogamous culture by stating that three is “ many ” .

18.9. Approximation and inexact numbers

The following cmavo are discussed in this section:

ji'i PA approximately

su'e PA at most

su'o PA at least

me'iPA less than

za'u PA more than

The cmavo [ji'i](#) (of selma'o PA) is used in several ways to indicate approximate or rounded numbers. If it appears at the beginning of a number, the whole number is approximate:

Example 18.60.

ji'i vo no
approximation four zero

approximately 40

If [ji'i](#) appears in the middle of a number, all the digits following it are approximate:

Example 18.61.

vo no ji'i mu no
four zero approximation five zero

roughly 4050 (where the “ four thousand ” is exact, but the “ fifty ” is approximate)

If [ji'i](#) appears at the end of a number, it indicates that the number has been rounded. In addition, it can then be followed by a sign cmavo ([ma'u](#) or [ni'u](#)), which indicate truncation towards positive or negative infinity respectively.

Example 18.62.

re pi ze re ji'i
two point seven two approximation

2.72 (rounded)

Example 18.63.

re pi ze re ji'i ma'u
two point seven two approximation positive-sign

2.72 (rounded up)

Example 18.64.

re pi ze pa ji'i ni'u
two point seven one approximation negative-sign

2.71 (rounded down)

[Example 18.62](#) through [Example 18.64](#) are all approximations to [te'o](#) (exponential e). [ji'i](#) can also appear by itself, in which case it means “approximately the typical value in this context”.

The four cmavo [su'e](#), [su'o](#), [me'i](#), and [za'u](#), also of selma'o PA, express inexact numbers with upper or lower bounds:

Example 18.65.

micatlu su'e re prenu
I look-at-at-most two persons

Example 18.66.

micatlu su'o re prenu
I look-at-at-least two persons

Example 18.67.

micatlu me'i re prenu
I look-at-less-than two persons

Example 18.68.

micatlu za'u re prenu

I look-atmore-thantwo persons

Each of these is a subtly different claim: [Example 18.66](#) is true of two or any greater number, whereas [Example 18.68](#) requires three persons or more. Likewise, [Example 18.65](#) refers to zero, one, or two; [Example 18.67](#) to zero or one. (Of course, when the context allows numbers other than non-negative integers, *me'i re* can be any number less than 2, and likewise with the other cases.) The exact quantifier, “ exactly 2, neither more nor less ” is just *re*. Note that *su'ore* is the exact Lojban equivalent of English plurals.

If no number follows one of these cmavo, *pa* is understood: therefore,

Example 18.69.

micatlu su'o prenu
I look-atat-least-[one]person

is a meaningful claim.

Like the numbers in [Section 18.8](#), all of these cmavo may be preceded by *pi* to make the corresponding quantifiers for part of a whole. For example, *pisu'o* means “ at least some part of ” . The quantifiers *ro*, *su'o*, *piro*, and *pisu'o* are particularly important in Lojban, as they are implicitly used in the descriptions introduced by the cmavo of selma'o LA and LE, as explained in [Section 6.7](#). Descriptions in general are outside the scope of this chapter.

18.10. Non-decimal and compound bases

The following cmavo are discussed in this section:

ju'uVUhUto the base

dauPA hex digit A = 10

fei PA hex digit B = 11

gai PA hex digit C = 12

jau PA hex digit D = 13

rei PA hex digit E = 14

vai PA hex digit F = 15

pi'e PA compound base point

In normal contexts, Lojban assumes that all numbers are expressed in the decimal (base 10) system. However, other bases are possible, and may be appropriate in particular circumstances.

To specify a number in a particular base, the VUhU operator [ju'u](#) is suitable:

Example 18.70.

li panopanoju'u redu li pano
The-number1010 base2 equalsthe-number1 0.

Here, the final *pa no* is assumed to be base 10, as usual; so is the base specification. (The base may also be changed permanently by a metalinguistic specification; no standard way of doing so has as yet been worked out.)

Lojban has digits for representing bases up to 16, because 16 is a base often used in computer applications. In English, it is customary to use the letters A-F as the base 16 digits equivalent to the numbers ten through fifteen. In Lojban, this ambiguity is avoided:

Example 18.71.

li daufeigaiju'u paxadu li rezevobi
The-numberABC base16 equalsthe-number2748.

Example 18.72.

li jaureivaiju'u paxadu li cimuxaze
The-numberDEF base16 equalsthe-number3567.

Note the pattern in the cmavo: the diphthongs [.au](#), [.ei](#), [.ai](#) are used twice in the

same order. The digits for A to D use consonants different from those used in the decimal digit cmavo; E and F unfortunately overlap 2 and 4 – there was simply not enough available cmavo space to make a full differentiation possible. The cmavo are also in alphabetical order.

The base point [pi](#) is used in non-decimal bases just as in base 10:

Example 18.73.

li vaipibiju'u paxadu li pamupimu
 The-number 8 base 16 equals the-number 15 . 5.

Since [ju'u](#) is an operator of selma'o VUhU, it is grammatical to use any operand as the left argument. Semantically, however, it is undefined to use anything but a numeral string on the left. The reason for making [ju'u](#) an operator is to allow reference to a base which is not a constant.

There are some numerical values that require a “ base ” that varies from digit to digit. For example, times represented in hours, minutes, and seconds have, in effect, three “ digits ” : the first is base 24, the second and third are base 60. To express such numbers, the compound base separator [pi'e](#) is used:

Example 18.74.

cipi'ererepi'evono
 3:22:40

Each digit sequence separated by instances of [pi'e](#) is expressed in decimal notation, but the number as a whole is not decimal and can only be added and subtracted by special rules:

Example 18.75.

li cipi'ererepi'evonosu'i pi'ecipi'ecici
 The-number 3 : 22 : 40 plus: 3 : 33
 du li cipi'ere xapi'epaci
 equals the-number 3 : 26 : 13.
 3:22:40 + 0:3:33 = 3:26:13

Of course, only context tells you that the first part of the numbers in [Example 18.74](#) and [Example 18.75](#) is hours, the second minutes, and the third seconds.

The same mechanism using *pi'e* can be used to express numbers which have a base larger than 16. For example, base-20 Mayan mathematics might use digits from *no* to *pasó*, each separated by *pi'e*:

Example 18.76.

li papi'erepi'e ciju'u renodu li vovoci
the-number 1 ; 2 ; 3 base 20 equals the-number 443

Carefully note the difference between:

Example 18.77.

pano ju'u reno
the-digit-10 base 20

which is equal to ten, and:

Example 18.78.

pa pi'e noju'u reno
1;0 base 20

which is equal to twenty.

Both *pi* and *pi'e* can be used to express large-base fractions:

Example 18.79.

li papi'evopizeju'u reno
The-number 1 ; 4 . 7 base 20
du li revopici mu
equals the-number 24 . 35

pi'e is also used where the base of each digit is vague, as in the numbering of the examples in this chapter:

Example 18.80.

dei jufra panopi'epapamoi
This-utterance is a sentence-type of 10;11th-thing.

This is Sentence 10.11.

18.11. Special mekso selbri

The following cmavo are discussed in this section:

mei MOI cardinal selbri

moi MOI ordinal selbri

si'e MOI portion selbri

cu'o MOI probability selbri

va'e MOI scale selbri

me ME make sumti into selbri

me'u MEhU terminator for ME

Lojban possesses a special category of selbri which are based on mekso. The simplest kind of such selbri are made by suffixing a member of selma'o MOI to a number. There are five members of MOI, each of which serves to create number-based selbri with specific place structures.

The cmavo *mei* creates cardinal selbri. The basic place structure is:

x_1 is a mass formed from the set x_2 of n members, one or more of which is/are x_3

A cardinal selbri interrelates a set with a given number of members, the mass formed from that set, and the individuals which make the set up. The mass argument is placed first as a matter of convenience, not logical necessity.

Some examples:

Example 18.81.

lei mi ratcu cu cimei
Those-I-describe-as-the-mass-of myrats are-a-threesome.

My rats are three.

I have three rats.

Here, the mass of my rats is said to have three components; that is, I have three rats.

Another example, with one element this time:

Example 18.82.

mipoi pamei cucusku dei
I who am-an-individual express this-sentence.

In [Example 18.82](#), *mi* refers to a mass, “ the mass consisting of me ” . Personal pronouns are vague between masses, sets, and individuals.

However, when the number expressed before *-mei* is an objective indefinite number of the kind explained in [Section 18.8](#), a slightly different place structure is required:

x_1 is a mass formed from a set x_2 of n members, one or more of which is/are x_3 , measured relative to the set x_4 .

An example:

Example 18.83.

lei ratcupoi zvati le panka
The-mass-of-rats that-are-in-the-park
cuso'umei fo lo'i ratcu
are-a-fewsome-with-respect-to-the-set-of-rats.

The rats in the park are a small number of all the rats there are.

In [Example 18.83](#), the x_2 and x_3 places are vacant, and the x_4 place is filled by *lo'i ratcu*, which (because no quantifiers are explicitly given) means “ the whole of the set of all those things which are rats ”, or simply “ the set of all rats. ”

Example 18.84.

le'i ratcupoi zvatile pankacuse so'imei
The-set-ofrats which-arein thepark is-a-manysome.

There are many rats in the park.

In [Example 18.84](#), the conversion *cmavo se* swaps the x_1 and the x_2 places, so that the new x_1 is the set. The x_4 set is unspecified, so the implication is that the rats are “ many ” with respect to some unspecified comparison set.

More explanations about the interrelationship of sets, masses, and individuals can be found in [Section 6.3](#).

The *cmavo moi* creates ordinal *selbri*. The place structure is:

x_1 is the (n)th member of set x_2 when ordered by rule x_3

Some examples:

Example 18.85.

ti pamoi le'i mi ratcu
This-one-is-the-first-of-the-associated-with-me rats.

This is my first rat.

Example 18.86.

ta romoi le'i mi ratcu
That-is-the-allth-of-the-associated-with-me rats.

That is my last rat.

Example 18.87.

miraumoi le velskina porsi
I am-enough-th-in the movie-audience sequence

I am enough-th in the movie line.

[Example 18.87](#) means, in the appropriate context, that my position in line is sufficiently far to the front that I will get a seat for the movie.

The cmavo [si'e](#) creates portion selbri. The place structure is:

x_1 is an (n)th portion of mass x_2

Some examples:

Example 18.88.

levi sanmicu fi'ucisi'e leimi djedidja
This-here meal is-a-slash-three-portion-of myday food.

This meal is one-third of my daily food.

The cmavo [cu'o](#) creates probability selbri. The place structure is:

event x_1 has probability (n) of occurring under conditions x_2

The number must be between 0 and 1 inclusive. For example:

Example 18.89.

le nu losicnicusedja'o cupimucu'o
The event-of a coin being-a-head-displayer has-probability-.5.

The cmavo [va'e](#) creates a scale selbri. The place structure is:

x_1 is at scale position (n) on the scale x_2

If the scale is granular rather than continuous, a form like *cifi'uxa* (3/6) may be used; in this case, 3/6 is not the same as 1/2, because the third position on a scale of six positions is not the same as the first position on a scale of two positions. Here is an example:

Example 18.90.

levi rozgu cu sofi'upanova'e xunre
This-here rose is-9/10-scale red.

This rose is 9 out of 10 on the scale of redness.

This rose is very red.

When the quantifier preceding any MOI cmavo includes the subjective numbers *rau*, *du'e*, or *mo'a* (enough, too many, too few) then an additional place is added for “ by standard ” . For example:

Example 18.91.

lei ratcupoi zvatile
The-mass-of-rats which-are-in the
panka cu du'emei fo mi
park are-too-many-by-standard me.

There are too many rats in the park for me.

The extra place (which for *-mei* is the x₄ place labeled by *fo*) is provided rather than using a BAI tag such as *ma'i* because a specification of the standard for judgment is essential to the meaning of subjective words like “ enough ” .

This place is not normally explicit when using one of the subjective numbers directly as a number. Therefore, *du'e ratcu* means “ too many rats ” without specifying any standard.

It is also grammatical to substitute a lerfu string for a number:

Example 18.92.

ta ny.moi le'i mi ratcu
That-is-nth-of-the-set-of-associated-with-me rats.

That is my nth rat.

More complex mekso cannot be placed directly in front of MOI, due to the resulting grammatical ambiguities. Instead, a somewhat artificial form of

expression is required.

The cmavo *me* (of selma'o ME) has the function of making a sumti into a selbri. A whole *me* construction can have a member of MOI added to the end to create a complex mekso selbri:

Example 18.93.

ta meli ny.su'i pa me'umoi
That is the-number n plus one -th-of
le'i mi ratcu
the-set-of associated-with-me rats.

That is my (n+1)-th rat.

Here the mekso *ny. su'i pa* is made into a sumti (with *li*) and then changed into a mekso selbri with *me* and *me'u moi*. The elidable terminator *me'u* is required here in order to keep the *pa* and the *moi* separate; otherwise, the parser will combine them into the compound *pamoi* and reject the sentence as ungrammatical.

It is perfectly possible to use non-numerical sumti after *me* and before a member of MOI, producing strange results indeed:

Example 18.94.

le nu mi nolraitru cume
The event-of me being-a nobly-superlative-ruler
le'e snime bolci bevi la.xel. cu'o
has-the-stereotypical snow type-of-ball at Hell probability.

I have a snowball's chance in Hell of being king.

Note: the elidable terminator *boi* is not used between a number and a member of MOI. As a result, the *me'u* in [Example 18.93](#) could also be replaced by a *boi*, which would serve the same function of preventing the *pa* and *moi* from joining into a compound.

18.12. Number questions

The following cmavo is discussed in this section:

xo PA number question

The cmavo [xo](#), a member of selma'o PA, is used to ask questions whose answers are numbers. Like most Lojban question words, it fills the blank where the answer should go. (See [Section 19.5](#) for more on Lojban questions.)

Example 18.95.

li resu'i redu li xo
The-number2 plus2 equalsthe-numberwhat?

What is 2 + 2?

Example 18.96.

le xomoi prenu cudarxido
The-what-number-thperson hit you?

Which person [as in a police lineup] hit you?

[xo](#) can also be combined with other digits to ask questions whose answers are already partly specified. This ability could be very useful in writing tests of elementary arithmetical knowledge:

Example 18.97.

li remupi'i xadu li paxono
The-number25 times6 equalsthe-number1?0

to which the correct reply would be [mu](#), or 5. The ability to utter bare numbers as grammatical Lojban sentences is primarily intended for giving answers to [xo](#) questions. (Another use, obviously, is for counting off physical objects one by one.)

18.13. Subscripts

The following cmavo is discussed in this section:

xiXIsubscript

Subscripting is a general Lojban feature, not used only in mekso; there are many things that can logically be subscripted, and grammatically a subscript is a free modifier, usable almost anywhere. In particular, of course, mekso variables (lerfu strings) can be subscripted:

Example 18.98.

li xy.boixicidu li xy.boixipa su'i xy.boixire
The-number_{x-sub-3} equals the-number_{x-sub-1} plus_{x-sub-2}.
 $x_3 = x_1 + x_2$

Subscripts always begin with the flag [xi](#) (of selma'o XI). [xi](#) may be followed by a number, a lerfu string, or a general mekso expression in parentheses:

Example 18.99.

xy.boixino
 x_0

Example 18.100.

xy.boixiny.
 x_n

Example 18.101.

xy.boixiveiny. su'ipa [ve'o]
 $x_{(n+1)}$

Note that subscripts attached directly to lerfu words (variables) generally need a [boi](#) terminating the variable. Free modifiers, of which subscripts are one variety, generally require the explicit presence of an otherwise elidable terminator.

There is no standard way of handling superscripts (other than those used as exponents) or for subscripts or superscripts that come before the main expression. If necessary, further cmavo could be assigned to selma'o XI for these purposes.

The elidable terminator for a subscript is that for a general number or lerfu string, namely [boi](#). By convention, a subscript following another subscript is taken to be a sub-subscript:

Example 18.102.

xy.boi xi by.boi xi vo
x b 4

See [Example 18.123](#) for the standard method of specifying multiple subscripts on a single object.

More information on the uses of subscripts may be found in [Section 19.6](#).

18.14. Infix operators revisited

The following cmavo are discussed in this section:

tu'o PA null operand

ge'a VUhU null operator

gei VUhU exponential notation

The infix operators presented so far have always had exactly two operands, and for more or fewer operands forethought notation has been required. However, it is possible to use an operator in infix style even though it has more or fewer than two operands, through the use of a pair of tricks: the null operand [tu'o](#) and the null operator [ge'a](#). The first is suitable when there are too few operands, the second when there are too many. For example, suppose we wanted to express the numerical negation operator [va'a](#) in infix form. We would use:

Example 18.103.

li tu'o va'a ny.du li no vu'u ny.
The-number (null) additive-inverse n equals the-number zero minus n.
-n = 0 - n

The [tu'o](#) fulfills the grammatical requirement for a left operand for the infix use of [va'a](#), even though semantically none is needed or wanted.

Finding a suitable example of *ge'a* requires exhibiting a ternary operator, and ternary operators are not common. The operator *gei*, however, has both a binary and a ternary use. As a binary operator, it provides a terse representation of scientific (also called “ exponential ”) notation. The first operand of *gei* is the exponent, and the second operand is the mantissa or fraction:

Example 18.104.

li cinonoki'oki'o du
 The-number three-zero-zero-comma-comma equals
 li bi gei ci
 the-number eight scientific three.
 $300,000,000 = 3 \times 10^8$

Why are the arguments to *gei* in reverse order from the conventional symbolic notation? So that *gei* can be used in forethought to allow easy specification of a large (or small) imprecise number:

Example 18.105.

gei reno
 (scientific) two-zero
 10^{20}

Note, however, that although 10 is far and away the most common exponent base, it is not the only possible one. The third operand of *gei*, therefore, is the base, with 10 as the default value. Most computers internally store so-called “ floating-point ” numbers using 2 as the exponent base. (This has nothing to do with the fact that computers also represent all integers in base 2; the IBM 360 series used an exponent base of 16 for floating point, although each component of the number was expressed in base 2.) Here is a computer floating-point number with a value of 40:

Example 18.106.

papano bi'eju'u re gei
 (one-one-zero base 2) scientific
 pipanopano bi'eju'u re ge'a re
 (point-one-zero-one-zero base 2) with-base 2
 $.1010_2 \times 2^{110_2}$

18.15. Vectors and matrices

The following cmavo are discussed in this section:

jo'i JOhI start vector

te'u TEhU end vector

pi'a VUhU matrix row combiner

sa'i VUhU matrix column combiner

A mathematical vector is a list of numbers, and a mathematical matrix is a table of numbers. Lojban considers matrices to be built up out of vectors, which are in turn built up out of operands.

[jo'i](#), the only cmavo of selma'o JOhI, is the vector indicator: it has a syntax reminiscent of a forethought operator, but has very high precedence. The components must be simple operands rather than full expressions (unless parenthesized). A vector can have any number of components; [te'u](#) is the elidable terminator. An example:

Example 18.107.

li jo'i paboireboite'usu'i jo'i ciboi voboi
The-numberarray(one, two) plusarray(three, four)
du li jo'i voboixaboi
equals the-numberarray(four, six).
 $(1,2) + (3,4) = (4,6)$

Vectors can be combined into matrices using either [pi'a](#), the matrix row operator, or [sa'i](#), the matrix column operator. The first combines vectors representing rows of the matrix, and the second combines vectors representing columns of the matrix. Both of them allow any number of arguments: additional arguments are tacked on with the null operator [ge'a](#).

Therefore, the “ magic square ” matrix

816
357

can be represented either as:

Example 18.108.

jo'i biboi paboixa pi'a jo'i ciboimuboize
 the-vector(8 1 6) matrix-row the-vector(3 5 7),
 ge'ajo'i voboisoboire
 the-vector(4 9 2)

or as

Example 18.109.

jo'i biboi ciboivos a'i jo'i paboi muboiso
 the-vector(8 3 4) matrix-column the-vector(1 5 9),
 ge'ajo'i xaboizeboire
 the-vector(6 7 2)

The regular mekso operators can be applied to vectors and to matrices, since grammatically both of these are expressions. It is usually necessary to parenthesize matrices when used with operators in order to avoid incorrect groupings. There are no VUhU operators for the matrix operators of inner or outer products, but appropriate operators can be created using a suitable symbolic lerfu word or string prefixed by *ma'o*.

Matrices of more than two dimensions can be built up using either *pi'a* or *sa'i* with an appropriate subscript **numbering** **labeling** the dimension. When subscripted, there is no difference between *pi'a* and *sa'i*. **Labels can be any anything that xi supports, e.g. pa or mlatu bu.**

18.16. Reverse Polish notation

The following cmavo is discussed in this section:

fu'aFUhAreverse Polish flag

So far, the Lojban notational conventions have mapped fairly familiar kinds of mathematical discourse. The use of forethought operators may have seemed odd when applied to “ + ”, but when applied to “ f ” they appear as the usual functional notation. Now comes a sharp break. Reverse Polish (RP) notation

represents something completely different; even mathematicians don't use it much. (The only common uses of RP, in fact, are in some kinds of calculators and in the implementation of some programming languages.)

In RP notation, the operator follows the operands. (Polish notation, where the operator precedes its operands, is another name for forethought mekso of the kind explained in [Section 18.6](#).) The number of operands per operator is always fixed. No parentheses are required or permitted. In Lojban, RP notation is always explicitly marked by a *fu'a* at the beginning of the expression; there is no terminator. Here is a simple example:

Example 18.110.

li fu'a reboici su'i du li mu
the-number(RP!)two, three, plus equals the-number five.

The operands are *re* and *ci*; the operator is *su'i*.

Here is a more complex example:

Example 18.111.

li fu'a reboici pi'i voboimu pi'i su'i
the-number(RP!)(two, three, times), (four, five, times), plus
du li rexa
equals the-number two-six

Here the operands of the first *pi'i* are *re* and *ci*; the operands of the second *pi'i* are *vo* and *mu* (with *boi* inserted where needed), and the operands of the *su'i* are *reboi ci pi'i*, or 6, and *voboi mu pi'i*, or 20. As you can see, it is easy to get lost in the world of reverse Polish notation; on the other hand, it is especially easy for a mechanical listener (who has a deep mental stack and doesn't get lost) to comprehend.

The operands of an RP operator can be any legal mekso operand, including parenthesized mekso that can contain any valid syntax, whether more RP or something more conventional.

In Lojban, RP operators are always parsed with exactly two operands. What about operators which require only one operand, or more than two operands? The null operand *tu'o* and the null operator *ge'a* provide a simple solution. A one-operand operator like *va'a* always appears in a reverse Polish context as *tu'o va'a*. The *tu'o* provides the second operand, which is semantically ignored but grammatically necessary. Likewise, the three-operand version of *gei* appears in reverse Polish as *ge'a gei*, where the *ge'a* effectively merges the 2nd and 3rd

operands into a single operand. Here are some examples:

Example 18.112.

li fu'a cibo muboivu'u
The-number(RP!)(three, five, minus)
du li fu'a reboitu'o va'a
equals the-number(RP!)two, null, negative-of.
 $3 - 5 = -2$

Example 18.113.

li cinoki'oki'o du
The-number30-comma-comma equals
li fu'a biboiciboipanoboige'a gei
the-number(RP!)8, (3, 10, null-op), exponential-notation.
 $30,000,000 = 3 \times 10^8$

18.17. Logical and non-logical connectives within mekso

The following cmavo are discussed in this section:

.abu BY letter " a "

by BY letter " b "

cy BY letter " c "

fe'a VUhU nth root of (default square root)

lo'o LOhO terminator for LI

As befits a logical language, Lojban has extensive provision for logical connectives within both operators and operands. Full details on logical and non-logical connectives are provided in [Chapter 14](#). Operands are connected in afterthought with selma'o A and in forethought with selma'o GA, just like sumti. Operators are

connected in afterthought with selma'o JA and in forethought with selma'o GUhA, just like tanru components. This parallelism is no accident.

In addition, A+BO and A+KE constructs are allowed for grouping logically connected operands, and *ke... ke'e* is allowed for grouping logically connected operators, although there are no analogues of tanru among the operators.

Despite the large number of rules required to support this feature, it is of relatively minor importance in the mekso scheme of things. [Example 18.114](#) exhibits afterthought logical connection between operands:

Example 18.114.

veici .a vo ve'oprenu cuklamale zarci
(Three or four) people go to-the market.

[Example 18.115](#) is equivalent in meaning, but uses forethought connection:

Example 18.115.

veiga cigi vove'oprenu cuklamale zarci
(Either 3 or 4) people go to-the market.

Note that the mekso here are being used as quantifiers. Lojban requires that any mekso other than a simple number be enclosed in parentheses when used as a quantifier. This rule prevents ambiguities that do not exist when using *li*.

By the way, *li* has an elidable terminator, *lo'o*, which is needed when a *li* sumti is followed by a logical connective that could seem to be within the mekso. For example:

Example 18.116.

li re su'i re du
The-number two plus two equals
li vo lo'o.onai lonalseldjuno namcu
the-number four or-else a non-known number.

Omitting the *lo'o* would cause the parser to assume that another operand followed the *.onai* and reject *lo* as an invalid operand.

Simple examples of logical connection between operators are hard to come by. A contrived example is:

Example 18.117.

li re su'i je pi'i re du li vo
The-number two plus and times two equals the-number four.
 $2 + 2 = 4$ and $2 \times 2 = 4$.

The forethought-connection form of [Example 18.117](#) is:

Example 18.118.

li re ge su'i gi pi'i re du li vo
the-number two both plus and times two equals the-number four.
Both $2 + 2 = 4$ and $2 \times 2 = 4$.

Here is a classic example of operand logical connection:

Example 18.119.

go li .abu bi'epi'iveixy. te'a re ve'osu'i
If-and-only-if the-number " a " times (" x " power two) plus
by. bi'epi'ixy. su'i cy. du li no
" b " times " x " plus " c " equals the-number zero
gi li xy. du li veiva'a by. ku'e
then the-number x equals the-number [the-negation-of (b)
su'i ja vu'u fe'a
plus or minus the-root-of
vei by. bi'ete'are vu'u vo bi'epi'i .abu bi'epi'icy.
(" b " power 2 minus four times " a " times " c "
ve'o [ku'e] ve'o fe'i re bi'epi'i .abu
)] divided-by two times " a "
Iff $ax^2 + bx + c = 0$, then $x = \frac{-b \pm \sqrt{b^2 - 4ac}}{2a}$

Note the mixture of styles in [Example 18.119](#) : the negation of b and the square root are represented by forethought and most of the operator precedence by prefixed *bi'e* , but explicit parentheses had to be added to group the numerator properly. In addition, the square root parentheses cannot be removed here in favor of simple *fe'a* and *ku'e* bracketing, because infix operators are present in the operand. Getting [Example 18.119](#) to parse perfectly using the current parser took several tries: a more relaxed style would dispense with most of the *bi'e* cmavo and just let the standard precedence rules be understood.

Non-logical connection with JOI and BIhI is also permitted between operands and between operators. One use for this construct is to connect operands with [bi'o](#) to create intervals:

Example 18.120.

li no ga'o bi'o ke'i pa
the-number zero (inclusive) from-to (exclusive) one
[0,1)

the numbers from zero to one, including zero but not including one

Intervals defined by a midpoint and range rather than beginning and end points can be expressed by [mi'i](#):

Example 18.121.

li pimuga'o mi'i ke'i pimu
the-number 0.5 (inclusive) centered-with-range (exclusive) 0.5

which expresses the same interval as [Example 18.120](#). Note that the [ga'o](#) and [ke'i](#) still refer to the endpoints, although these are now implied rather than expressed. Another way of expressing the same thing:

Example 18.122.

li pimusu'i ni'upimubi'o ke'i ma'upimu
the-number 0.5 plus [-0.5 from-to (exclusive) +0.5]

Here we have the sum of a number and an interval, which produces another interval centered on the number. As [Example 18.122](#) shows, non-logical (or logical) connection of operands has higher precedence than any mekso operator.

You can also combine two operands with [ce'o](#), the sequence connective of selma'o JOI, to make a compound subscript:

Example 18.123.

xy. xi veiby. ce'o dy. [ve'o]
" x " sub(" b " sequence " d ")
x b,d

18.18. Using Lojban resources within mekso

The following cmavo are discussed in this section:

na'u NAhU selbri to operator

ni'e NIhE selbri to operand

mo'e MOhE sumti to operand

te'u TEhU terminator for all three

One of the mekso design goals requires the ability to make use of Lojban's vocabulary resources within mekso to extend the built-in cmavo for operands and operators. There are three relevant constructs: all three share the elidable terminator [te'u](#) (which is also used to terminate vectors marked with [jo'i](#))

The cmavo [na'u](#) makes a selbri into an operator. In general, the first place of the selbri specifies the result of the operator, and the other unfilled places specify the operands:

Example 18.124.

li na'u tanjo te'u
The-numberthe-operator tangent[end-operator]
veipaife'ire[ve'o]duli ci'i
(π / 2) = the-numberinfinity.
 $\tan(\pi/2) = \infty$

[tanjo](#) is the gismu for “ x 1 is the tangent of x 2 ” , and the [na'u](#) here makes it into an operator which is then used in forethought

The cmavo [ni'e](#) makes a selbri into an operand. The x 1 place of the selbri generally represents a number, and therefore is often a [ni](#) abstraction, since [ni](#) abstractions represent numbers. The [ni'e](#) makes that number available as a mekso operand. A common application is to make equations relating pure dimensions:

Example 18.125.

li ni'e ni clani [te'u]

The-number quantity-of-length
 pi'i ni'eni ganra[te'u]
 times quantity-ofwidth
 pi'i ni'eni condi te'u
 times quantity-ofdepth
 du li ni'eni canlu
 equals-the-number quantity-ofvolume.
 Length × Width × Depth = Volume

The cmavo *mo'e* operates similarly to *ni'e*, but makes a sumti (rather than a selbri) into an operand. This construction is useful in stating equations involving dimensioned numbers:

Example 18.126.

li mo'ere ratcusu'i mo'ere ractu
 The-number tworats plus tworabbits
 du li mo'evo danlu
 equals-the-number four animals.
 2 rats + 2 rabbits = 4 animals.

Another use is in constructing Lojbanic versions of so-called “ folk quantifiers ” , such as “ a pride of lions ” :

Example 18.127.

miviskaveimo'elo'e lanzu ve'o cinfo
 I see (the-typicalfamily)-number-oflions.

I see a pride of lions.

18.19. Other uses of mekso

The following cmavo are discussed in this section:

me'oLI the mekso

nu'a NUhA operator to selbri

mai MAI utterance ordinal

mo'o MAI higher order utterance ordinal

roi ROI quantified tense

So far we have seen mekso used as sumti (with [li](#)), as quantifiers (often parenthesized), and in MOI and ME-MOI selbri. There are a few other minor uses of mekso within Lojban.

The cmavo [me'o](#) has the same grammatical use as [li](#) but slightly different semantics. [li](#) means “ the number which is the value of the mekso ... ”, whereas [me'o](#) just means “ the mekso ... ” So it is true that:

Example 18.128.

li re su'i re du li vo
The-number two plus two equals the-number four.
2 + 2 = 4

but false that:

Example 18.129.

me'o re su'i re du me'o vo
The-mekso two plus two equals the-mekso four.

“ 2 + 2 ” = “ 4 ”

since the expressions “ 2 + 2 ” and “ 4 ” are not the same. The relationship between [li](#) and [me'o](#) is related to that between *la .djan.*, the person named John, and *zo .djan.*, the name “ John ”

The cmavo [nu'a](#) is the inverse of [na'u](#), and allows a mekso operator to be used as a normal selbri, with the place structure:

x_1 is the result of applying (operator) to x_2, x_3, \dots

for as many places as may be required. For example:

Example 18.130.

li ni'umucu nu'a va'a li ma'umu
The-number-5 is-the-operator negation-of-the-number +5.

uses [nu'a](#) to make the operator [va'a](#) into a two-place brid

Used together, [nu'a](#) and [na'u](#) make it possible to ask questions about mekso operators, even though there is no specific cmavo for an operator question, nor is it grammatical to utter an operator in isolation. Consider [Example 18.131](#), to which [Example 18.132](#) is one correct answer:

Example 18.131.

li re na'u
The-number two applied-to-selbri
mo re du li vo
which-selbri? two equals the-number four.
2 ? 2 = 4

Example 18.132.

nu'asu'i

plus

In [Example 18.131](#), *na'u mo* is an operator question, because *mo* is the selbri question cmavo and *na'u* makes the selbri into an operator. [Example 18.132](#) makes the true answer *su'i* into a selbri (which is a legal utterance) with the inverse cmavo *nu'a*. Mechanically speaking, inserting [Example 18.132](#) into [Example 18.131](#) produces:

Example 18.133.

li re na'u nu'a
The-number two (the-operator the-selbri
su'i re du li vo
plus) two equals the-number four.

where the *na'u nu'a* cancels out, leaving a truthful *bridi*

Numerical free modifiers, corresponding to English “ firstly ” , “ secondly ” , and so on, can be created by suffixing a member of *selma'o MAI* to a *digit* string or a *lerfu* string. (*Digit* strings are compound *cmavo* beginning with a *cmavo* of *selma'o PA*, and containing only *cmavo* of *PA* or *BY*; *lerfu* strings begin with a *cmavo* of *selma'o BY*, and likewise contain only *PA* or *BY* *cmavo*.) Here are some examples:

Example 18.134.

pamai

firstly

Example 18.135.

rema'i

secondly

Example 18.136.

romai

all-ly

lastly

Example 18.137.

ny.mai

nth-ly

Example 18.138.

pasomo'o

nineteenthly (higher order)

Section 19

The difference between [mai](#) and [mo'o](#) is that [mo'o](#) enumerates larger subdivisions of a text. Each [mo'o](#) subdivision can then be divided into pieces and internally numbered with [mai](#). If this chapter were translated into Lojban, each section would be numbered with [mo'o](#). (See [Section 19.7](#) for more on these words.)

A numerical tense can be created by suffixing a digit string with [roi](#). This usage generates tenses corresponding to English “once”, “twice”, and so on. This topic belongs to a detailed discussion of Lojban tenses, and is explained further in [Section 10.9](#).

Note: the elidable terminator [boi](#) is not used between a number and a member of MAI or ROI.

18.20. Explicit operator precedence

As mentioned earlier, Lojban does provide a way for the precedences of operators to be explicitly declared, although current parsers do not understand these declarations.

The declaration is made in the form of a metalinguistic comment using [ti'o](#), a member of selma'o SEI. [sei](#), the other member of SEI, is used to insert metalinguistic comments on a bridi which give information about the discourse which the bridi comprises. The format of a [ti'o](#) declaration has not been formally established, but presumably would take the form of mentioning a mekso operator and then giving it either an absolute numerical precedence on some preestablished scale, or else specifying relative precedences between new operators and existing operators.

In future, we hope to create an improved machine parser that can understand declarations of the precedences of simple operators belonging to selma'o VUhU. Originally, all operators would have the same precedence. Declarations would have the effect of raising the specified cmavo of VUhU to higher precedence levels. Complex operators formed with [na'u](#), [ni'e](#), or [ma'o](#) would remain at the standard low precedence; declarations with respect to them are for future implementation efforts. It is probable that such a parser would have a set of “commonly assumed precedences” built into it (selectable by a special [ti'o](#) declaration) that would match mathematical intuition: times higher than plus, and so on.

18.21. Miscellany

A few other points:

[se](#) can be used to convert an operator as if it were a selbri, so that its arguments are exchanged. For example:

Example 18.139.

li ci se vu'u vo du li pa
The-number three (inverse) minus four equals the-number one.

3 subtracted from 4 equals 1.

The other converters of selma'o SE can also be used on operators with more than two operands, and they can be compounded to create (probably unintelligible) operators as needed.

Members of selma'o NAhE are also legal on an operator to produce a scalar negation of it. The implication is that some other operator would apply to make the bridi true:

Example 18.140.

li cina'e su'i vo du li pare
The-number 3 non-plus 4 equals the-number 12.

Example 18.141.

li cito'e vu'u redu li mu
The-number 3 opposite-of-minus 2 equals the-number 5.

The sense in which “ plus ” is the opposite of “ minus ” is not a mathematical but rather a linguistic one; negated operators are defined only loosely.

[la'e](#) and [lu'e](#) can be used on operands with the usual semantics to get the referent of or a symbol for an operand. Likewise, a member of selma'o NAhE followed by [bo](#) serves to scalar-negate an operand, implying that some other operand would make the bridi true:

Example 18.142.

li resu'i redu li na'ebomu
The-number2 plus2 equalsthe-numbernon- 5.

2 + 2 = something other than 5.

The digits 0-9 have rafsi, and therefore can be used in making lujvo. Additionally, all the rafsi have CVC form and can stand alone or together as names:

Example 18.143.

la .zel. poi gunta la .tebes. pu nanmu
Those-named “ Seven ” who attackthat-named “ Thebes ” [past]are-men.

The Seven Against Thebes were men.

Of course, there is no guarantee that the name *.zel.* is connected with the number rafsi: an alternative which cannot be misconstrued is:

Example 18.144.

la zemei poi gunta
Those-named-the Sevensome who attack
la .tebes. pu nanmu
that-named Thebes [past]are-men.

Certain other members of PA also have assigned rafsi: [so'a](#), [so'e](#), [so'i](#), [so'o](#), [so'u](#), [da'a](#), [ro](#), [su'e](#), [su'o](#), [pi](#), and [ce'i](#). Furthermore, although the cmavo [fi'u](#) does not have a rafsi as such, it is closely related to the gismu [frinu](#), meaning “ fraction ” ; therefore, in a context of numeric rafsi, you can use any of the rafsi for [frinu](#) to indicate a fraction slash.

A similar convention is used for the cmavo [cu'o](#) of selma'o MOI, which is closely related to [cunso](#) (probability); use a rafsi for [cunso](#) in order to create lujvo based on [cu'o](#). The cmavo [mei](#) and [moi](#) of MOI have their own rafsi, two each in fact: *mem / mei* and *mom / moi* respectively.

The grammar of mekso as described so far imposes a rigid distinction between operators and operands. Some flavors of mathematics (lambda calculus, algebra of functions) blur this distinction, and Lojban must have a method of doing the same. An operator can be changed into an operand with *ni'enu'a*, which transforms the operator into a matching selbri and then the selbri into an

operand.

To change an operand into an operator, we use the cmavo [ma'o](#), already introduced as a means of changing a lerfu string such as [fy](#) into an operator. In fact, [ma'o](#) can be followed by any mekso operand, using the elidable terminator [te'u](#) if necessary.

There is a potential semantic ambiguity in [ma'o fy \[te'u\]](#) if [fy](#) is already in use as a variable: it comes to mean “ the function whose value is always f ”. However, mathematicians do not normally use the same lerfu words or strings as both functions and variables, so this case should not arise in practice.

18.22. Four score and seven: a mekso problem

Abraham Lincoln's Gettysburg Address begins with the words “ Four score and seven years ago ”. This section exhibits several different ways of saying the number “ four score and seven ”. (A “ score ”, for those not familiar with the term, is 20; it is analogous to a “ dozen ” for 12.) The trivial way:

Example 18.145.

li bize
eightseven
87

[Example 18.145](#) is mathematically correct, but sacrifices the spirit of the English words, which are intended to be complex and formal.

Example 18.146.

li vo pi'i reno su'i ze
the-numberfourtimes twentyplus seven
 $4 \times 20 + 7$

[Example 18.146](#) is also mathematically correct, but still misses something. “ Score ” is not a word for 20 in the same way that “ ten ” is a word for 10: it contains the implication of 20 objects. The original may be taken as short for “ Four score years and seven years ago ”. Thinking of a score as a twentysome rather than as 20 leads to:

Example 18.147.

li mo'e voboi renomei
the-number[sumti-to-mex]four twentysomes

te'u su'i ze
[end-sumti-to-mex] plus seven

In [Example 18.147](#), *voboi renomei* is a sumti signifying four things each of which are groups of twenty; the *mo'e* and *te'u* then make this sumti into a number in order to allow it to be the operand of *su'i*.

Another approach is to think of “ score ” as setting a representation base. There are remnants of base-20 arithmetic in some languages, notably French, in which 87 is “ quatre-vingt-sept ”, literally “ four-twenties-seven ”. (This fact makes the Gettysburg Address hard to translate into French!) If “ score ” is the representation base, then we have:

Example 18.148.

li vo pi'eze ju'u reno
the-number four; seven base 20
47₂₀

Overall, [Example 18.147](#) probably captures the flavor of the English best. [Example 18.145](#) and [Example 18.146](#) are too simple, and [Example 18.148](#) is too tricky. Nevertheless, all four examples are good Lojban. Pedagogically, these examples illustrate the richness of lojbau mekso: anything that can be said at all, can probably be said in more than one way.

18.23. mekso selma'o summary

Except as noted, each selma'o has only one cmavo.

BOI elidable terminator for numerals and lerfu strings

BY lerfu for variables and functions (see [Section 17.11](#).)

FUhA reverse-Polish flag

GOhA includes *du* (mathematical equality) and other non-mekso cmavo

JOhI array flag

KUhE elidable terminator for forethought mekso

LI mekso articles ([li](#) and [me'o](#))

MAhO make operand into operator

MOI creates mekso selbri ([moi](#), [mei](#), [si'e](#), and [cu'o](#), see [Section 18.11](#))

MOhE make sumti into operand

NAhU make selbri into operator

NIhE make selbri into operand

NUhA make operator into selbri

PA numbers (see [Section 18.25](#))

PEhO optional forethought mekso marker

TEhU elidable terminator for NAhU, NIhE, MOhE, MAhO, and JOhI

VEI left parenthesis

VEhO right parenthesis

VUhU operators (see [Section 18.24](#))

XI subscript flag

18.24. Complete table of VUhU cmavo, with

operand structures

The operand structures specify what various operands (labeled a, b, c, ...) mean. The implied context is forethought, since only forethought operators can have a variable number of operands; however, the same rules apply to infix and RP uses of VUhU.

su'i plus	$((a + b) + c) + \dots$
pi'i times	$((a \times b) \times c) \times \dots$
vu'u minus	$((a - b) - c) - \dots$
fe'i divided by	$((a / b) / c) / \dots$
ju'u number base	numeral string a interpreted in the base b
pa'i ratio	the ratio of a to b a:b
fa'i reciprocal of/multiplicative inverse	$1 / a$
gei scientific notation	$b \times (c \text{ [default 10] to the } a \text{ power})$
ge'a null operator	(no operands)
de'o logarithm	$\log a \text{ to base } b \text{ (default 10 or } e \text{ as appropriate)}$
te'a to the power/exponential	a to the b power
fe'a nth root of/inverse power	b^{th} root of a (default square root: $b = 2$)

cu'a absolute value/norm	$ a $
ne'o factorial	$a!$
pi'a matrix row vector combiner	(all operands are row vectors)
sa'i matrix column vector combiner	(all operands are column vectors)
ri'o integral	integral of a with respect to b over range c
sa'o derivative	derivative of a with respect to b of degree c (default 1)
fu'u non-specific operator	(variable)
si'i sigma (Σ) summation	summation of a using variable b over range c
va'a negation of/additive inverse	$-a$
re'a matrix transpose/dual	a^*

18.25. Complete table of PA cmavo: digits, punctuation, and other numbers

- Table 18.1. Decimal digits

no non 0

pa pav 1

re rel 2

ci cib 3

vo von 4

mumum5

xa xav 6

ze zel 7

bi biv 8

so soz 9

• **Table 18.2. Hexadecimal digits**

dauA/10

fei B/11

gai C/12

jau D/13

rei E/14

vai F/15

- **Table 18.3. Special numbers**

pai π

ka'o imaginary i

te'o exponential e

ci'i infinity (∞)

- **Table 18.4. Number punctuation**

cmavo rafsi

description

pi piz

decimal point

ce'i cez

percentage

fi'u fi'u (from frinu; see [Section 18.20](#)) fraction (not division)

pi'e

mixed-base point

ma'u

plus sign (not addition)

ni'u

minus sign (not subtraction)

ki'o

thousands comma

ra'e

repeating-decimal indicator

ji'i

approximation sign

cmavo rafsi**description**

ka'o

complex number separator

- **Table 18.5. Indefinite numbers**

cmavo rafsi description

ro rol all

so'a soj almost all

so'e sop most

so'i sor , so'i many

so'o sos several

so'u sot few

da'a daz all but

- **Table 18.6. Subjective numbers**

rau enough

du'e too few

mo'a too many

- **Table 18.7. Miscellaneous**

xo number question

tu'ounull operand

18.26. Table of MOI cmavo, with associated rafsi and place structures

cmavo rafsi description

mei mem x₁ is a mass formed from a set x₂ of n members, one or more of
, mei which is/are x₃, [measured relative to the set x₄ /by standard x₄]

moi mom x₁ is the (n)th member of set x₂ when ordered by rule x₃ [by
, moi standard x₄]

si'e x₁ is an (n)th portion of mass x₂ [by standard x₃]

cu'o cu'o event x₁ has probability (n) of occurring under conditions x₂ [by
standard x₃]; the rafsi is borrowed from [cunso](#); see [Section 18.20](#)

va'e x₁ is at scale position (n) on the scale x₂ [by standard x₃]

Chapter 19. Putting it all together: notes on the structure of Lojban texts

~~The picture for chapter 19~~[The picture for chapter 19](#)

19.1. Introductory

This chapter is incurably miscellaneous. It describes the cmavo that specify the structure of Lojban texts, from the largest scale (paragraphs) to the smallest

(single words). There are fewer examples than are found in other chapters of this book, since the linguistic mechanisms described are generally made use of in conversation or else in long documents.

This chapter is also not very self-contained. It makes passing reference to a great many concepts which are explained in full only in other chapters. The alternative would be a chapter on text structure which was as complex as all the other chapters put together. Lojban is a unified language, and it is not possible to understand any part of it (in full) before understanding every part of it (to some degree).

19.2. Sentences: I

The following cmavo is discussed in this section:

.i|sentence separator

Since Lojban is audio-visually isomorphic, there needs to be a spoken and written way of signaling the end of a sentence and the start of the following one. In written English, a period serves this purpose; in spoken English, a tone contour (rising or falling) usually does the job, or sometimes a long pause. Lojban uses a single separator: the cmavo [.i](#) (of selma'o I):

Example 19.1.

miklamale zarci .ido cadzu le bisli
I go-to thestore. You walk-ontheice.

The word “separator” should be noted. [.i](#) is not normally used after the last sentence nor before the first one, although both positions are technically grammatical. [.i](#) signals a new sentence on the same topic, not necessarily by the same speaker. The relationship between the sentences is left vague, except in stories, where the relationship usually is temporal, and the following sentence states something that happened after the previous sentence.

Note that although the first letter of an English sentence is capitalized, the cmavo [.i](#) is never capitalized. In writing, it is appropriate to place extra space before [.i](#) to make it stand out better for the reader. In some styles of Lojban writing, every [.i](#) is placed at the beginning of a line, possibly leaving space at the end of the previous line.

An [.i](#) cmavo may or may not be used when the speaker of the following sentence is different from the speaker of the preceding sentence, depending on whether the sentences are felt to be connected or not.

An [.i](#) cmavo can be compounded with a logical or non-logical connective (a *jek* or *joik*), a modal or tense connective, or both: these constructs are explained in [Section 9.8](#), [Section 10.16](#), and [Section 14.4](#). In all cases, the [.i](#) comes first in the compound. Attitudinals can also be attached to an [.i](#) if they are meant to apply to the whole sentence: see [Section 13.9](#).

There exist a pair of mechanisms for binding a sequence of sentences closely together. If the [.i](#) (with or without connectives) is followed by [bo](#) (of selma'o BO), then the two sentences being separated are understood to be more closely grouped than sentences connected by [.i](#) alone.

Similarly, a group of sentences can be preceded by [tu'e](#) (of selma'o TUhE) and followed by [tu'u](#) (of selma'o TUhU) to fuse them into a single unit. A common use of [tu'e](#) ... [tu'u](#) is to group the sentences which compose a poem: the title sentence would precede the group, separated from it by [.i](#). Another use might be a set of directions, where each numbered direction might be surrounded by [tu'e](#) ... [tu'u](#) and contain one or more sentences separated by [.i](#). Grouping with [tu'e](#) and [tu'u](#) is analogous to grouping with [ke](#) and [ke'e](#) to establish the scope of logical or non-logical connectives (see [Section 14.8](#)).

19.3. Paragraphs: NIhO

The following cmavo are discussed in this section:

ni'o NIhO new topic

no'i NIhO old topic

da'o DAhO cancel cmavo assignments

The paragraph is a concept used in writing systems for two purposes: to indicate changes of topic, and to break up the hard-to-read appearance of large blocks of text on the page. The former function is represented in both spoken and written Lojban by the cmavo [ni'o](#) and [no'i](#), both of selma'o NIhO. Of these two, [ni'o](#) is the more common. By convention, written Lojban is broken into paragraphs just before any [ni'o](#) or [no'i](#), but a very long passage on a single topic might be paragraphed before an [.i](#). On the other hand, it is conventional in English to start a new paragraph in dialogue when a new speaker starts, but this convention is not commonly observed in Lojban dialogues. Of course, none of these conventions affect meaning in any way.

A [ni'o](#) can take the place of an [.i](#) as a sentence separator, and in addition signals a new topic or paragraph. Grammatically, any number of [ni'o](#) cmavo can appear

consecutively and are equivalent to a single one; semantically, a greater number of *ni'o* cmavo indicates a larger-scale change of topic. This feature allows complexly structured text, with topics, subtopics, and sub-subtopics, to be represented clearly and unambiguously in both spoken and written Lojban. However, some conventional differences do exist between *ni'o* in writing and in conversation.

In written text, a single *ni'o* is a mere discursive indicator of a new subject, whereas *ni'oni'o* marks a change in the context. In this situation, *ni'oni'o* implicitly cancels the definitions of all pro-sumti of selma'o KOhA as well as pro-bridi of selma'o GOhA. (Explicit cancelling is expressed by the cmavo *da'o* of selma'o DAhO, which has the free grammar of an indicator - it can appear almost anywhere.) The use of *ni'oni'o* does not affect indicators (of selma'o UI) or tense references, but *ni'oni'oni'o*, indicating a drastic change of topic, would serve to reset both indicators and tenses. (See [Section 19.8](#) for a discussion of indicator scope.)

In spoken text, which is inherently less structured, these levels are reduced by one, with *ni'o* indicating a change in context sufficient to cancel pro-sumti and pro-bridi assignment. On the other hand, in a book, or in stories within stories such as "The Arabian Nights", further levels may be expressed by extending the *ni'o* string as needed. Normally, a written text will begin with the number of *ni'o* cmavo needed to signal the largest scale division which the text contains. *ni'o* strings may be subscripted to label each context of discourse: see [Section 19.6](#).

no'i is similar in effect to *ni'o*, but indicates the resumption of a previous topic. In speech, it is analogous to (but much shorter than) such English discursive phrases as "But getting back to the point ...". By default, the topic resumed is that in effect before the last *ni'o*. When subtopics are nested within topics, then *no'i* would resume the previous subtopic and *no'ino'i* the previous topic. Note that *no'i* also resumes tense and pro-sumti assignments dropped at the previous *ni'o*.

If a *ni'o* is subscripted, then a *no'i* with the same subscript is assumed to be a continuation of it. A *no'i* may also have a negative subscript, which would specify counting backwards a number of paragraphs and resuming the topic found thereby.

19.4. Topic-comment sentences: ZOhU

The following cmavo is discussed in this section:

zo'u ZOhU topic/comment separator

The normal Lojban sentence is just a bridi, parallel to the normal English sentence which has a subject and a predicate:

Example 19.2.

miklamale zarci

I went-to the market

In Chinese, the normal sentence form is different: a topic is stated, and a comment about it is made. (Japanese also has the concept of a topic, but indicates it by attaching a suffix; other languages also distinguish topics in various ways.) The topic says what the sentence is about:

Example 19.3.

- ????????
- Zhè xiāoxī wǒ zhīdào le.
- this news : I know [perfective]
- As for this news, I knew it.
- I've heard this news already.

The colon in the first two versions of [Example 19.3](#) separate the topic (“ this news ”) from the comment (“ I know already ”).

Lojban uses the cmavo [zo'u](#) (of selma'o ZOhU) to separate topic (a sumti) from comment (a bridi):

Example 19.4.

le nuzbazo'umico'i [djuno](#)[facki](#)
The news : I [achievable] [know](#)[find-out](#).

[Example 19.4](#) is the literal Lojban translation of [Example 19.3](#). Of course, the topic-comment structure can be changed to a straightforward bridi structure:

Example 19.5.

mico'i [djuno](#)[facki](#) le nuzba
I [perfective] [know](#)[find-out](#) the news.

[Example 19.5](#) means the same as [Example 19.4](#), and it is simpler. However, often the position of the topic in the place structure of the selbri within the comment is vague:

Example 19.6.

le finpezo'u citka
the fish : eat

Is the fish eating or being eaten? The sentence doesn't say. The Chinese equivalent of [Example 19.6](#) is:

Example 19.7.

- ??
- yú chī
- fish: eat

which is vague in exactly the same way.

Grammatically, it is possible to have more than one sumti before [zo'u](#). This is not normally useful in topic-comment sentences, but is necessary in the other use of [zo'u](#): to separate a quantifying section from a bridi containing quantified variables. This usage belongs to a discussion of quantifier logic in Lojban (see [Section 16.2](#)), but an example would be:

Example 19.8.

ro dapoi prenu ku'o
For-allX whichare-persons,
su'o dezo'u depatfu da
there-exists-aY such-thatY is-the-father-ofX.

Every person has a father.

The string of sumti before [zo'u](#) (called the “ prenex ” : see [Section 16.2](#)) may contain both a topic and bound variables:

Example 19.9.

loi patfu ro dapoi prenu ku'o
For-the-mass-of fathers-for-all X which are-persons,
su'o dezo'u de patfu da
there-exists-a Y such-that Y is-the-father-of X.

As for fathers, every person has one.

To specify a topic which affects more than one sentence, wrap the sentences in *tu'e*... *tu'u* brackets and place the topic and the *zo'u* directly in front. This is the exception to the rule that a topic attaches directly to a sentence:

Example 19.10.

loi jdini zo'utu'e doponse .inajado djica [tu'u]
The-mass-of money: ([if] you possess, then you want)

Money: if you have it, you want it.

Note: In Lojban, you do not “ want money ” ; you “ want to have money ” or something of the sort, as the x₂ place of *djica* demands an event. As a result, the straightforward rendering of [Example 19.9](#) without a topic is not:

Example 19.11.

doponse loijdini.inajado djica ri
You possess money only-if you desire its-mere-existence.

where *ri* means *loijdini* and is interpreted as “ the mere existence of money ” , but rather:

Example 19.12.

doponse loijdini.inajado djica tu'a ri
You possess money only-if you desire something-about it.

namely, the possession of money. But topic-comment sentences like [Example 19.10](#) are inherently vague, and this difference between *ponse* (which expects a physical object in x₂) and *djica* is ignored. See [Example 19.45](#) for another topic/comment sentence.

The subject of an English sentence is often the topic as well, but in Lojban the sumti in the x₁ place is not necessarily the topic, especially if it is the normal (unconverted) x₁ for the selbri. Thus Lojban sentences don't necessarily have a “subject” in the English sense.

19.5. Questions and answers

The following cmavo are discussed in this section:

xu UI truth question

ma KOhA sumti question

mo GOhAbridu question

xo PA number question

ji A sumti connective question

ge'i GA forethought connective question

gi'i GIhA bridu-tail connective question

gu'i GUhAtanru forethought connective question

je'i JA tanru connective question

pei UI attitude question

fi'a FA place structure question

cu'e CUhE tense/modal question

pau UI question premarker

Lojban questions are not at all like English questions. There are two basic types: truth questions, of the form “ Is it true that ... ” , and fill-in-the-blank questions. Truth questions are marked by preceding the bridi, or following any part of it specifically questioned, with the cmavo [xu](#) (of selma'o UI):

Example 19.13.

xu do klamale zarci
[True-or-false?] You go-to the store

Are you going to the store/Did you go to the store?

(Since the Lojban is tenseless, either colloquial translation might be correct.)
Truth questions are further discussed in [Section 15.8](#) .

Fill-in-the-blank questions have a cmavo representing some Lojban word or phrase which is not known to the questioner, and which the answerer is to supply. There are a variety of cmavo belonging to different selma'o which provide different kinds of blanks.

Where a sumti is not known, a question may be formed with [ma](#) (of selma'o KOhA), which is a kind of pro-sumti:

Example 19.14.

ma klama le zarci
[What-sumti?] goes-to the store

Who is going to the store?

Of course, the [ma](#) need not be in the x₁ place:

Example 19.15.

do klama ma
You go-to [what-sumti?]

Where are you going?

The answer is a simple sumti:

Example 19.16.

le zarci

The store.

A sumti, then, is a legal utterance, although it does not by itself constitute a bridi - it does not claim anything, but merely completes the open-ended claim of the previous bridi.

There can be two *ma* cmavo in a single question:

Example 19.17.

ma klama ma

Who goes where?

and the answer would be two sumti, which are meant to fill in the two *ma* cmavo in order:

Example 19.18.

mile zarci
I, [to]-the store.

An even more complex example, depending on the non-logical connective *fa'u* (of selma'o JOI), which is like the English " and ... respectively " :

Example 19.19.

ma fa'u ma klama ma fa'u ma

Who and who goes where and where, -respectively?

An answer might be

Example 19.20.

la .djan .la .marcas .le zarci le briju
John, Marsha, the store, the office.

John and Marsha go to the store and the office, respectively.

(Note: A mechanical substitution of [Example 19.20](#) into [Example 19.19](#) produces an ungrammatical result, because * ... *le zarci fa'u le briju* is ungrammatical Lojban: the first *le zarci* has to be closed with its proper terminator [ku](#), for reasons explained in [Section 14.14](#). This effect is not important: Lojban behaves as if all elided terminators have been supplied in both question and answer before inserting the latter into the former. The exchange is grammatical if question and answer are each separately grammatical.)

Questions to be answered with a selbri are expressed with [mo](#) of selma'o GOhA, which is a kind of pro-bridid:

Example 19.21.

la .lojban .mo
Lojban [what-selbri?]

What is Lojban?

Here the answerer is to supply some predicate which is true of Lojban. Such questions are extremely open-ended, due to the enormous range of possible predicate answers. The answer might be just a selbri, or might be a full bridid, in which case the sumti in the answer override those provided by the questioner. To limit the range of a [mo](#) question, make it part of a tanru.

Questions about numbers are expressed with [xo](#) of selma'o PA:

Example 19.22.

do viska xo prenu
You saw [what-number?]persons.

How many people did you see?

The answer would be a simple number, another kind of non-bridi utterance:

Example 19.23.

vomu
Forty-five.

Fill-in-the-blank questions may also be asked about: logical connectives (using cmavo *ji* of A, *ge'i* of GA, *gi'i* of GIhA, *gu'i* of GUhA, or *je'i* of JA, and receiving an ek, gihek, ijek, or ijoik as an answer) – see [Section 14.13](#); attitudes (using *pei* of UI, and receiving an attitudinal as an answer) – see [Section 13.10](#); place structures (using *fi'a* of FA, and receiving a cmavo of FA as an answer) – see [Section 9.3](#); tenses and modals (using *cu'e* of CUhE, and receiving any tense or BAI cmavo as an answer) – see [Section 9.6](#) and [Chapter 10](#).

Questions can be marked by placing *pau* (of selma'o UI) before the question bridi. See [Section 13.13](#) for details.

The full list of non-bridi utterances suitable as answers to questions is:

- any number of sumti (with elidable terminator *vau*, see [Chapter 6](#))
- an ek or gihek (logical connectives, see [Chapter 14](#))
- a number, or any mathematical expression placed in parentheses (see [Chapter 18](#))
- a bare *na* negator (to negate some previously expressed bridi), or corresponding *ja'a* affirmer (see [Chapter 15](#))
- a relative clause (to modify some previously expressed sumti, see [Chapter 8](#))
- a prenex/topic (to modify some previously expressed bridi, see [Chapter 16](#))
- linked arguments (beginning with *be* or *bei* and attached to some previously expressed selbri, often in a description, see [Section 5.7](#))

At the beginning of a text, the following non-bridi are also permitted:

- one or more *cmevla* (to indicate direct address without *doi*, see [Chapter 6](#))
- indicators (to express a prevailing attitude, see [Chapter 13](#).)
- *nai* (to vaguely negate something or other, see [Section 15.7](#))

Where not needed for the expression of answers, most of these are made grammatical for pragmatic reasons: people will say them in conversation, and there is no reason to rule them out as ungrammatical merely because most of them are vague.

19.6. Subscripts: XI

The following cmavo is discussed in this section:

xiXIsubscript

The cmavo *xi* (of selma'o XI) indicates that a subscript (a number, a lerfu string, or a parenthesized mekso) follows. Subscripts can be attached to almost any construction and are placed following the construction (or its terminator word, which is generally required). They are useful either to extend the finite cmavo list to infinite length, or to make more refined distinctions than the standard cmavo list permits. The remainder of this section mentions some places where subscripts might naturally be used.

Lojban gismu have at most five places:

Example 19.24.

micuklama₁ le zarci le zdani le dargu le karce
 I go to the market from the house via the road using the car.

Consequently, selma'o SE (which operates on a selbri to change the order of its places) and selma'o FA (which provides place number tags for individual sumti) have only enough members to handle up to five places. Conversion of [Example 19.24](#), using *xe* to swap the x₁ and x₅ places, would produce:

Example 19.25.

le karce cu xe-klama le zarci
 The car is-a-transportation-means to the market
 le zdani le dargu mi
 from the house via the road for me.

And reordering of the place structures might produce:

Example 19.26.

fo le dargufi le zdani fami
Via the road, from the house, I,
fe le zarci fu le karce cu klama
to the market, using the car, go.

[Example 19.24](#) to [Example 19.26](#) all mean the same thing. But consider the *lujvo* [nunkla](#), formed by applying the abstraction operator [nu](#) to [klama](#):

Example 19.27.

la'e di'u cu nunkla mi
The-referent-of-the-previous-sentence is-an-event-of-going by me
le zarci le zdani le dargu le karce
to the market from the house via the road using the car.

[Example 19.27](#) shows that [nunkla](#) has six places: the five places of [klama](#) plus a new one (placed first) for the event itself. Performing transformations similar to that of [Example 19.25](#) requires an additional *cmavo* that exchanges the x_1 and x_6 places. The solution is to use any *cmavo* of SE with a subscript "6" ([Section 19.6](#)):

Example 19.28.

le karce cu sexixa nunkla mi
The car is-a-transportation-means-in-the-event-of-going by me
le zarci le zdani
to the market from the house
le dargu la'edi'u
via the road is-an-event-which-is-referred-to-by-the-last-sentence.

Likewise, a sixth place tag can be created by using any *cmavo* of FA with a subscript:

Example 19.29.

fu le dargu fo le zdani fe mi

Via the road, from the house, by me,
fala'edi'u
is-an-event-which-is-referred-to-by-the-last-sentence,
fi le zarci faxixale karcecu nunkla
to the market, using the car, is-an-event-of-going.

[Example 19.27](#) to [Example 19.29](#) also all mean the same thing, and each is derived straightforwardly from any of the others, despite the tortured nature of the English glosses. In addition, any other member of SE or FA could be substituted into *sexixa* and *faxixa* without change of meaning: *vexixa* means the same thing as *sexixa*.

Lojban provides two groups of pro-sumti, both belonging to selma'o KOhA. The ko'a-series cmavo are used to refer to explicitly specified sumti to which they have been bound using *goi*. The da-series, on the other hand, are existentially or universally quantified variables. (These concepts are explained more fully in [Chapter 16](#).) There are ten ko'a-series cmavo and 3 da-series cmavo available.

If more are required, any cmavo of the ko'a-series or the da-series can be subscripted:

Example 19.30.

daxi vo
X sub4

is the 4th bound variable of the 1st sequence of the da-series, and

Example 19.31.

ko'i xi paso
something-3 sub18

is the 18th free variable of the 3rd sequence of the ko'a-series. This convention allows 10 sequences of ko'a-type pro-sumti and 3 sequences of da-type pro-sumti, each with as many members as needed. Note that *daxivo* and *dexivo* are considered to be distinct pro-sumti, unlike the situation with *sexixa* and *vexixa* above. Exactly similar treatment can be given to the bu'a-series of selma'o GOhA and to the gismu pro-brididi [broda](#), [brode](#), [brodi](#), [brodo](#), and [brodu](#).

Subscripts on lerfu words are used in the standard mathematical way to extend the number of variables:

Example 19.32.

li xy.boixipa du li xy.boixire su'i xy.boixici
The-number x-sub-1 equals the-number x-sub-2 plus x-sub-3
 $x_1 = x_2 + x_3$

and can be used to extend the number of pro-sumti as well, since lerfu strings outside mathematical contexts are grammatically and semantically equivalent to pro-sumti of the ko'a-series. (In [Example 19.32](#), note the required terminator *boi* after each *xy* cmavo; this terminator allows the subscript to be attached without ambiguity.)

Names, which are similar to pro-sumti, can also be subscripted to distinguish two individuals with the same name:

Example 19.33.

la.djan. xipa cusku lu mi'enaido li'ula.djan. xire
John₁ expresses [quote]I-am-not you [unquote] to John₂.

Subscripts on tenses allow talking about more than one time or place that is described by the same general cmavo. For example, *puxipa* could refer to one point in the past, and *puxire* a second point (earlier or later).

You can place a subscript on the word *ja'a*, the bridi affirmative of selma'o NA, to express so-called fuzzy truths. The usual machinery for fuzzy logic (statements whose truth value is not merely "true" or "false", but is expressed by a number in the range 0 to 1) in Lojban is the abstractor *jei*:

Example 19.34.

li pimujei mi ganra
The-number .5 is-the-truth-value-of my being-broad.

However, by convention we can attach a subscript to *ja'a* to indicate fuzzy truth (or to *na* if we change the amount):

Example 19.35.

mija'a xipimuganra
I truly-sub-.5 am-broad

Finally, as mentioned in [Section 19.2](#), *ni'o* and *no'i* cmavo with matching subscripts mark the start and the continuation of a given topic respectively. Different topics can be assigned to different subscripts.

Other uses of subscripts will doubtless be devised in future.

19.7. Utterance ordinals: MAI

The following cmavo are discussed in this section:

mai MAI utterance ordinal, -thly

mo'o MAI higher order utterance ordinal

Numerical free modifiers, corresponding to English “ firstly ” , “ secondly ” , and so on, can be created by suffixing *mai* or *mo'o* of selma'o MAI to a number or a lerfu string. Here are some examples:

Example 19.36.

miklamapamai le zarci.e remai le zdani
I go-to (firstly)the store and (secondly)the house.

This does not imply that I go to the store before I go to the house: that meaning requires a tense. The sumti are simply numbered for convenience of reference. Like other free modifiers, the utterance ordinals can be inserted almost anywhere in a sentence without affecting its grammar or its meaning.

Any of the Lojban numbers can be used with MAI: *romai*, for example, means “ all-thly ” or “ lastly ” . Likewise, if you are enumerating a long list and have forgotten which number is wanted next, you can say *ny.mai* , or “ Nthly ” .

The difference between *mai* and *mo'o* is that *mo'o* enumerates larger subdivisions of a text; *mai* was designed for lists of numbered items, whereas *mo'o* was intended to subdivide structured works. If this chapter were translated into Lojban, it might number each section with *mo'o*: this section would then be introduced with *zemo'o* , or “ Section 7. ”

19.8. Attitude scope markers: FUhE/FUhO

The following cmavo are discussed in this section:

fu'e FUhE open attitudinal scope

fu'o FUhO close attitudinal scope

Lojban has a complex system of “ attitudinals ” , words which indicate the speaker's attitude to what is being said. The attitudinals include indicators of emotion, intensity markers, discursives (which show the structure of discourse), and evidentials (which indicate “ how the speaker knows ”). Most of these words belong to selma'o UI; the intensity markers belong to selma'o CAI for historical reasons, but the two selma'o are grammatically identical. The individual cmavo of UI and CAI are discussed in [Chapter 13](#); only the rules for applying them in discourse are presented here.

Normally, an attitudinal applies to the preceding word only. However, if the preceding word is a structural cmavo which begins or ends a whole construction, then that whole construction is affected by the attitudinal:

Example 19.37.

miviskale blanu.ia zdani [ku]
I see theblue [belief]house.

I see the house, which I believe to be blue.

Example 19.38.

miviskale blanuzdani .ia [ku]
I see theblue house[belief].

I see the blue thing, which I believe to be a house.

Example 19.39.

miviskale .ia blanuzdani [ku]
I see the[belief]blue house

I see what I believe to be a blue house.

Example 19.40.

miviskale blanuzdani ku.ia
 I see (the blue house) [belief]

I see what I believe to be a blue house.

An attitudinal meant to cover a whole sentence can be attached to the preceding .i, expressed or understood:

Example 19.41.

[.i].ia miviskale blanuzdani
 [belief]I see the blue house.

I believe I see a blue house.

or to an explicit vau placed at the end of a bridi.

Likewise, an attitudinal meant to cover a whole paragraph can be attached to ni'o or no'i. An attitudinal at the beginning of a text applies to the whole text.

However, sometimes it is necessary to be more specific about the range of one or more attitudinals, particularly if the range crosses the boundaries of standard Lojban syntactic constructions. The cmavo fu'e (of selma'o FUhE) and fu'o (of selma'o FUhO) provide explicit scope markers. Placing fu'e in front of an attitudinal disconnects it from what precedes it, and instead says that it applies to all following words until further notice. The notice is given by fu'o, which can appear anywhere and cancels all in-force attitudinals. For example:

Example 19.42.

miviskale fu'e .ia blanuzdani fu'o ponse
 I see the[start][belief]blue house[end]possessor

I see the owner of what I believe to be a blue house.

Here, only the *blanu zdani* portion of the three-part tanru *blanu zdani ponse* is marked as a belief of the speaker. Naturally, the attitudinal scope markers do not affect the rules for interpreting multi-part tanru: *blanu zdani* groups first because

tanru group from left to right unless overridden with [ke](#) or [bo](#).

Other attitudinals of more local scope can appear after attitudinals marked by FUhE; these attitudinals are added to the globally active attitudinals rather than superseding them.

19.9. Quotations: LU, LIhU, LOhU, LEhU

The following cmavo are discussed in this section:

lu LU begin quotation

li'u LIhU end quotation

lo'u LOhU begin error quotation

le'u LEhU end error quotation

Grammatically, quotations are very simple in Lojban: all of them are sumti, and they all mean something like “ the piece of text here quoted ” :

Example 19.43.

mipu cusku lu mi'e .djan. [li'u]
I [past]express[quote]I-amJohn [unquote]

I said, “ I'm John ” .

But in fact there are four different flavors of quotation in the language, involving six cmavo of six different selma'o. This being the case, quotation deserves some elaboration.

The simplest kind of quotation, exhibited in [Example 19.43](#), uses the cmavo [lu](#) (of selma'o LU) as the opening quotation mark, and the cmavo [li'u](#) (of selma'o LIhU) as the closing quotation mark. The text between [lu](#) and [li'u](#) must be a valid, parseable Lojban text. If the quotation is ungrammatical, so is the surrounding expression. The cmavo [li'u](#) is technically an elidable terminator, but it's almost never possible to elide it except at the end of text.

The cmavo [lo'u](#) (of selma'o LOhU) and [le'u](#) (of selma'o LEhU) are used to surround

a quotation that is not necessarily grammatical Lojban. However, the text must consist of morphologically correct Lojban words (as defined in [Chapter 4](#)), so that the *le'u* can be picked out reliably. The words need not be meaningful, but they must be recognizable as cmavo, brivla, or cmevla. Quotation with *lo'u* is essential to quoting ungrammatical Lojban for teaching in the language, the equivalent of the * that is used in English to mark such errors:

Example 19.44.

lo'u mi du do du la .djan. le'u
[quote]mi du do du la djan. [unquote]
na tergerna la .lojban.
is-not-a-grammatical-structure in Lojban.

[Example 19.44](#) is grammatical even though the embedded quotation is not. Similarly, *lo'u* quotation can quote fragments of a text which themselves do not constitute grammatical utterances:

Example 19.45.

lu le mlatu cu viska le finpe li'u zo'u
[quote]le mlatu cu viska le finpe [unquote]:
lo'u viska le le'u cuselbasti
[quote]viska le [unquote] is-replaced-by
.ei lo'u viska lo le'u
[obligation!][quote]viska lo [unquote].

In the sentence *le mlatu viska le finpe*, *viska le* should be replaced by *viska lo*.

Note the topic-comment formulation ([Section 19.4](#)) and the indicator applying to the selbri only ([Section 19.8](#)). Neither *viska le* nor *viska lo* is a valid Lojban utterance, and both require *lo'u* quotation.

Additionally, pro-sumti or pro-bridu in the quoting sentence can refer to words appearing in the quoted sentence when *lu... li'u* is used, but not when *lo'u ... le'u* is used:

Example 19.46.

la.tcarlis.cuskulu le ninmu cumorsi li'u
Charlie says [quote]the woman is-dead [unquote].
.iku'i ri jmive

However, the-last-mentioned is-alive.

Charlie says “ The woman is dead ” , but she is alive.

In [Example 19.46](#), *ri* is a pro-sumti which refers to the most recent previous sumti, namely *le ninmu* . Compare:

Example 19.47.

la .tcarlis. cuskulo'u le ninmu cu morsile'u
Charlie says [quote]le ninmu cu morsile'u[unquote].
.iku'i ri jmive
However, the-last-mentioned is-alive.

Charlie says *le ninmu cu morsile'u* , but he is alive.

In [Example 19.47](#), *ri* cannot refer to the referent of the alleged sumti *le ninmu* , because *le ninmu cu morsile'u* is a mere uninterpreted sequence of Lojban words. Instead, *ri* ends up referring to the referent of the sumti *la .tcarlis.* , and so it is Charlie who is alive.

The metalinguistic erasers *si*, *sa*, and *su*, discussed in [Section 19.13](#), do not operate in text between *lo'u* and *le'u*. Since the first *le'u* terminates a *lo'u* quotation, it is not directly possible to have a *lo'u* quotation within another *lo'u* quotation. However, it is possible for a *le'u* to occur within a *lo'u ... le'u* quotation by preceding it with the cmavo *zo*, discussed in [Section 19.10](#). Note that *le'u* is not an elidable terminator; it is required.

19.10. More on quotations: ZO, ZOI

The following cmavo are discussed in this section:

zo ZO quote single word

zoi ZOI non-Lojban quotation

la'o ZOI non-Lojban name

The cmavo [zo](#) (of selma'o ZO) is a strong quotation mark for the single following word, which can be any Lojban word whatsoever. Among other uses, [zo](#) allows a metalinguistic word to be referenced without having it act on the surrounding text. The word must be a morphologically legal (but not necessarily meaningful) single Lojban word; compound cmavo are not permitted. For example:

Example 19.48.

zo si cu lojbo valsi

[si](#) is a Lojbanic word.

Since [zo](#) acts on a single word only, there is no corresponding terminator. Brevity, then, is a great advantage of [zo](#), since the terminators for other kinds of quotation are rarely or never elidable.

The cmavo [zoi](#) (of selma'o ZOI) is a quotation mark for quoting non-Lojban text. Its syntax is *zoi .X. text .X*, where X is a Lojban word (called the delimiting word) which is separated from the quoted text by pauses, and which is not found in the written text or spoken phoneme stream. It is common, but not required, to use the lerfu word (of selma'o BY) which corresponds to the Lojban name of the language being quoted:

Example 19.49.

zoi gy. John is a man .gy. cu glico jufra

“ John is a man ” is an English sentence.

where [gy.](#) stands for [glico](#). Other popular choices of delimiting words are *.kuot.*, a cmevla which sounds like the English word “ quote ”, and the word [zoi](#) itself. Another possibility is a Lojban word suggesting the topic of the quotation.

Within written text, the Lojban written word used as a delimiting word may not appear, whereas within spoken text, the sound of the delimiting word may not be uttered. This leads to occasional breakdowns of audio-visual isomorphism:

[Example 19.50](#) is fine in speech but ungrammatical as written, whereas [Example 19.51](#) is correct when written but ungrammatical in speech.

Example 19.50.

mi djuno fi le valsi po'u zoi gy. gyrations .gy.

I know about the word which-is “ gyrations ” .

Example 19.51.

mi djuno fi le valsi po'u zoi jai. gyrations .jai

I know about the word which-is “ gyrations ” .

The text gy appears in the written word “ gyrations ” , whereas the sound represented in Lojban by jai appears in the spoken word “ gyrations ” . Such borderline cases should be avoided as a matter of good style.

It should be noted particularly that zoi quotation is the only way to quote rafsi, specifically CCV rafsi, because they are not Lojban words, and zoi quotation is the only way to quote things which are not Lojban words. (CVC and CVV rafsi look like cmevla and cmavo respectively, and so can be quoted using other methods.) For example:

Example 19.52.

zoi ry. sku .ry. cu rafsi zo cusku

“ sku ” is a rafsi of “ cusku ” .

(A minor note on interaction between *lo'u* ... *le'u* and zoi: The text between lo'u and le'u should consist of Lojban words only. In fact, non-Lojban material in the form of a zoi quotation may also appear. However, if the word le'u is used either as the delimiting word for the zoi quotation, or within the quotation itself, the outer lo'u quotation will be prematurely terminated. Therefore, le'u should be avoided as the delimiting word in any zoi quotation.)

Lojban strictly avoids any confusion between things and the names of things:

Example 19.53.

zo .bab. cmene la .bab.
The-word " Bob " is-the-name-of-the-one-named Bob.

In [Example 19.53](#), *zo .bab.* is the word, whereas *la .bab.* is the thing named by the word. The cmavo [la'e](#) and [lu'e](#) (of selma'o LAhE) convert back and forth between references and their referents:

Example 19.54.

zo .bab. cmene la'e zo .bab.
The-word " Bob " is-the-name-of-the-referent-of-the-word " Bob " .

Example 19.55.

lu'e la .bab. cmene la .bab.
A-symbol-for Bob is-the-name-of Bob.

[Example 19.53](#) through [Example 19.55](#) all mean approximately the same thing, except for differences in emphasis. [Example 19.56](#) is different:

Example 19.56.

la .bab. cmene la .bab.

Bob is the name of Bob.

and says that Bob is both the name and the thing named, an unlikely situation. People are not names.

(In [Example 19.53](#) through [Example 19.54](#), the name *.bab.* was separated from a preceding *zo* by a pause, thus: *zo .bab.* . The reason for this extra pause is that all Lojban names must be separated by pause from any preceding word. There are numerous other cmavo that may precede a name: of these, [zo](#) is one of the most common.)

The cmavo [la'o](#) also belongs to selma'o ZOI, and is mentioned here for

completeness, although it does not signal the beginning of a quotation. Instead, [la'o](#) serves to mark non-Lojban names, especially the Linnaean binomial names (such as “ Homo sapiens ”) which are the internationally standardized names for species of animals and plants. Internationally known names which can more easily be recognized by spelling rather than pronunciation, such as “ Goethe ” , can also appear in Lojban text with [la'o](#) :

Example 19.57.

la'o dy. Goethe .dy. cu me la'o ly. Homo sapiens .ly.

Goethe is a Homo sapiens.

Using [la'o](#) for all names rather than Lojbanizing, however, makes for very cumbersome text. A rough equivalent of [la'o](#) might be *la me zoi* .

19.11. Contrastive emphasis: BAhE

The following cmavo are discussed in this section:

ba'e BAhE emphasize next word

za'e BAhE next word is nonce

English often uses strong stress on a word to single it out for contrastive emphasis, thus

Example 19.58.

I saw George.

is quite different from

Example 19.59.

I saw *George* .

The heavy stress on “ *George* ” (represented in writing by *italics*) indicates that I saw George rather than someone else. Lojban does not use stress in this way: stress is used only to help separate words (because every brivla is stressed on the penultimate syllable) and in names to match other languages' stress patterns. Note that many other languages do not use stress in this way either; typically word order is rearranged, producing something like

Example 19.60.

It was George whom I saw.

In Lojban, the cmavo *ba'e* (of selma'o BAhE) precedes a single word which is to be emphasized:

Example 19.61.

miviskala ba'e .djordj.
I saw the-one-named[emphasis]“ George ”.

I saw *George* .

Note the pause before the cmavla *djordj.* , which serves to separate it unambiguously from the *ba'e* . Alternatively, the *ba'e* can be moved to a position before the *la* , which in effect emphasizes the whole construct *la .djordj.* :

Example 19.62.

miviskaba'e la .djordj.
I saw [emphasis]the-one-named“ George ”.

I saw *George* .

Marking a word with a cmavo of BAhE does not change the word's grammar in any way. Any word in a bridi can receive contrastive emphasis marking:

Example 19.63.

ba'e mi viska la .djordj.

I, no one else, saw George.

Example 19.64.

mi ba'e viska la .djordj.

I saw (not heard or smelled) George.

Emphasis on one of the structural components of a Lojban bridi can also be achieved by rearranging it into an order that is not the speaker's or writer's usual order. Any sumti moved out of place, or the selbri when moved out of place, is emphatic to some degree.

For completeness, the cmavo [za'e](#) should be mentioned, also of selma'o BAhE. It marks a word as possibly irregular, non-standard, or nonce (created for the occasion):

Example 19.65.

miklamalaza'e .albeinias.
I go-to so-calledAlbania

marks a Lojbanization of an English name, where a more appropriate standard form might be something like *la .ckiipyris.*, reflecting the country's name in Albanian.

Before a *lujvo* or *fu'ivla*, [za'e](#) indicates that the word has been made up on the spot and may be used in a sense that is not found in the unabridged dictionary (when we have an unabridged dictionary!).

19.12. Parenthesis and metalinguistic commentary: TO, TOI, SEI

The following cmavo are discussed in this section:

to TO open parenthesis

to'iTO open editorial parenthesis

toi TOIclose parenthesis

sei SEI metalinguistic bridi marker

The cmavo *to* and *toi* are discursive (non-mathematical) parentheses, for inserting parenthetical remarks. Any text whatsoever can go within the parentheses, and it is completely invisible to its context. It can, however, refer to the context by the use of pro-sumti and pro-bridi: any that have been assigned in the context are still assigned in the parenthetical remarks, but the reverse is not true.

Example 19.66.

doi.lisas.midjica le nu todoi.frank.
O Lisa, I desirethe event-of(O Frank,
ko sisti toido viskale mlatu
[imperative]stop!) you see the cat.

Lisa, I want you to (Frank! Stop!) see the cat.

[Example 19.66](#) implicitly redefines *do* within the parentheses: the listener is changed by *doi .frank*. When the context sentence resumes, however, the old listener, Lisa, is automatically restored.

There is another cmavo of selma'o TO: *to'i*. The difference between *to* and *to'i* is the difference between parentheses and square brackets in English prose. Remarks within *to ... toi* cmavo are implicitly by the same speaker, whereas remarks within *to'i ... toi* are implicitly by someone else, perhaps an editor:

Example 19.67.

la .frank. cusku lu mi prami do to'isa'a do du la .djein. toi li'u

Frank expresses " I love you [you = Jane] "

The *sa'a* suffix is a discursive cmavo (of selma'o UI) meaning " editorial insertion "

, and indicating that the marked word or construct (in this case, the entire bracketed remark) is not part of the quotation. It is required whenever the *to'i ... toi* remark is physically within quotation marks, at least when speaking to literal-minded listeners; the convention may be relaxed if no actual confusion results.

Note: The parser believes that parentheses are attached to the previous word or construct, because it treats them as syntactic equivalents of subscripts and other such so-called “ free modifiers ” . Semantically, however, parenthetical remarks are not necessarily attached either to what precedes them or what follows them.

The cmavo [sei](#) (of selma'o SEI) begins an embedded discursive bridi. Comments added with [sei](#) are called “ metalinguistic ” , because they are comments about the discourse itself rather than about the subject matter of the discourse. This sense of the term “ metalinguistic ” is used throughout this chapter, and is not to be confused with the sense “ language for expressing other languages ” .

When marked with [sei](#), a metalinguistic utterance can be embedded in another utterance as a discursive. In this way, discursives which do not have cmavo assigned in selma'o UI can be expressed:

Example 19.68.

la .frank. prami sei la .frank. gleki la .djein.

Frank loves (Frank is happy) Jane.

Using the happiness attitudinal, [.ui](#), would imply that the speaker was happy. Instead, the speaker attributes happiness to Frank. It would probably be safe to elide the one who is happy, and say:

Example 19.69.

la .frank. prami sei gleki la .djein.

Frank loves (he is happy) Jane.

The grammar of the bridi following [sei](#) has an unusual limitation: the sumti must either precede the selbri, or must be glued into the selbri with [be](#) and [bei](#) :

Example 19.70.

la .frank. prami sei gleki be fa la .suzn. la .djein.

Frank loves (Susan is happy) Jane.

This restriction allows the terminator cmavo [se'u](#) to almost always be elided.

Since a discursive utterance is working at a “ higher ” level of abstraction than a non-discursive utterance, a non-discursive utterance cannot refer to a discursive utterance. Specifically, the various back-counting, reciprocal, and reflexive constructs in selma'o KOhA ignore the utterances at “ higher ” metalinguistic levels in determining their referent. It is possible, and sometimes necessary, to refer to lower metalinguistic levels. For example, the English “ he said ” in a conversation is metalinguistic. For this purpose, quotations are considered to be at a lower metalinguistic level than the surrounding context (a quoted text cannot refer to the statements of the one who quotes it), whereas parenthetical remarks are considered to be at a higher level than the context.

Lojban works differently from English in that the “ he said ” can be marked instead of the quotation. In Lojban, you can say:

Example 19.71.

la.djan.cusku lu miklamale zarci li'u
John expresses[quote]I go-to the store[unquote].

which literally claims that John uttered the quoted text. If the central claim is that John made the utterance, as is likely in conversation, this style is the most sensible. However, in written text which quotes a conversation, you don't want the “ he said ” or “ she said ” to be considered part of the conversation. If unmarked, it could mess up the anaphora counting. Instead, you can use:

Example 19.72.

lu miklamale zarci seisa'a
[quote]I go-to the store(
la.djan.cusku bedei li'u
John expresses this-sentence)[unquote]

“ I go to the store ” , said John.

And of course other orders are possible:

Example 19.73.

lu seisa'a la .djan. cusku be dei mi klama le zarci

John said, “ I go to the store ” .

Example 19.74.

lu mi klama seisa'a la djan cusku le zarci

“ I go ” , John said, “ to the store ” .

Note the [sa'a](#) following each [sei](#), marking the [sei](#) and its attached bridi as an editorial insert, not part of the quotation. In a more relaxed style, these [sa'a](#) cmavo would probably be dropped.

The elidable terminator for [sei](#) is [se'u](#) (of selma'o SEhU); it is rarely needed, except to separate a selbri within the [sei](#) comment from an immediately following selbri (or component) outside the comment.

19.13. Erasure: SI, SA, SU

The following cmavo are discussed in this section:

si SI erase word

sa SA erase phrase

suSU erase discourse

The cmavo [si](#) (of selma'o SI) is a metalinguistic operator that erases the preceding word, as if it had never been spoken:

Example 19.75.

ti gerku si mlatu
This is-a-dog, er, is-a-cat.

means the same thing as *ti mlatu* . Multiple [si](#) cmavo in succession erase the appropriate number of words:

Example 19.76.

ta blanu zdani si si xekri zdani
That is-a-blue house, er, er, is-a-black house.

In order to erase the word [zo](#) , it is necessary to use three [si](#) cmavo in a row:

Example 19.77.

zo .bab. se cmenezo si sisi la .bab.
The-word " Bob " is-the-name-of-the word [si](#) , er, er, Bob.

The first use of [si](#) does not erase anything, but completes the [zo](#) quotation. Two more [si](#) cmavo are then necessary to erase the first [si](#) and the [zo](#) .

Incorrect names can likewise cause trouble with [si](#) :

Example 19.78.

mitavlafo la .esperanto
I talk in-language that-named and-speranto,
si si .esperanton.
er, er, Esperanto.

The Lojbanized spelling *.esperanto* breaks up, as a consequence of the Lojban morphology rules (see [Chapter 4](#)) into two Lojban words, the cmavo [.e](#) and the undefined lujvo *speranto* . Therefore, two [si](#) cmavo are needed to erase them. Of

course, *.e speranto* is not grammatical after *la*, but recognition of *si* is done before grammatical analysis.

Even more messy is the result of an incorrect *zoi*:

Example 19.79.

micusku zoi fy. gy. .fy. si si si si zo .djan
I express[foreign][quote]*gy* [unquote], er, er, er, er, " John " .

In [Example 19.79](#), the first *fy* is taken to be the delimiting word. The next word must be different from the delimiting word, and *gy*, the Lojban name for the letter *g*, was chosen arbitrarily. Then the delimiting word must be repeated. For purposes of *si* erasure, the entire quoted text is taken to be a word, so four words have been uttered, and four more *si* cmavo are needed to erase them altogether. Similarly, a stray *lo'u* quotation mark must be erased with *fy. le'u si si si*, by completing the quotation and then erasing it all with three *si* cmavo.

What if less than the entire *zo* or *zoi* construct is erased? The result is something which has a loose *zo* or *zoi* in it, without its expected sequels, and which is incurably ungrammatical. Thus, to erase just the word quoted by *zo*, it turns out to be necessary to erase the *zo* as well:

Example 19.80.

mise cmene zo .djan. si si zo .djordj.
I am-named-by-the-word " John, " er, er, the-word " George. "

The parser will reject *zo .djan. si .djordj.*, because in that context *djordj.* is a bare *cmevla* rather than a quoted word.

Note: The current machine parser does not implement *si* erasure.

As the above examples plainly show, precise erasures with *si* can be extremely hard to get right. Therefore, the cmavo *sa* (of selma'o SA) is provided for erasing more than one word. The cmavo following *sa* should be the starting marker of some grammatical construct. The effect of the *sa* is to erase back to and including the last starting marker of the same kind. For example:

Example 19.81.

miviskale sa imicusku zo .djan.
I see the... I say the-word " John " .

Since the word following *sa* is *i*, the sentence separator, its effect is to erase the preceding sentence. So [Example 19.81](#) is equivalent to:

Example 19.82.

mi cusku zo .djan.

Another example, erasing a partial description rather than a partial sentence:

Example 19.83.

miviskale blanu.zdan.sale xekri zdani
I see theblue hou ... theblackhouse.

In [Example 19.83](#), *le blanu .zdan.* is ungrammatical, but clearly reflects the speaker's original intention to say *le blanu zdani*. However, the *zdani* was cut off before the end and changed into a *cmevla*. The entire ungrammatical *le* construct is erased and replaced by *le xekri zdani*.

Note: The current machine parser does not implement *sa* erasure. Getting *sa* right is even more difficult (for a computer) than getting *si* right, as the behavior of *si* is defined in terms of words rather than in terms of grammatical constructs (possibly incorrect ones) and words are conceptually simpler entities. On the other hand, *sa* is generally easier for human beings, because the rules for using it correctly are less finicky.

The *cmavo su* (of *selma'o SU*) is yet another metalinguistic operator that erases the entire text. However, if the text involves multiple speakers, then *su* will only erase the remarks made by the one who said it, unless that speaker has said nothing. Therefore *susu* is needed to eradicate a whole discussion in conversation.

Note: The current machine parser does not implement either *su* or *susu* erasure.

19.14. Hesitation: Y

The following *cmavo* is discussed in this section:

.y. Yhesitation noise

Speakers often need to hesitate to think of what to say next or for some extralinguistic reason. There are two ways to hesitate in Lojban: to pause between

words (that is, to say nothing) or to use the cmavo .y. (of selma'o Y). This resembles in sound the English hesitation noise written “uh” (or “er”), but differs from it in the requirement for pauses before and after. Unlike a long pause, it cannot be mistaken for having nothing more to say: it holds the floor for the speaker. Since vowel length is not significant in Lojban, the y sound can be dragged out for as long as necessary. Furthermore, the sound can be repeated, provided the required pauses are respected.

Since the hesitation sound in English is outside the formal language, English-speakers may question the need for a formal cmavo. Speakers of other languages, however, often hesitate by saying (or, if necessary, repeating) a word (“este” in some dialects of Spanish, roughly meaning “that is”), and Lojban's audio-visual isomorphism requires a written representation of all meaningful spoken behavior. Of course, .y. has no grammatical significance: it can appear anywhere at all in a Lojban sentence except in the middle of a word.

19.15. No more to say: FAhO

The following cmavo is discussed in this section:

fa'oFAhOend of text

The cmavo fa'o (of selma'o FAhO) is the usually omitted marker for the end of a text; it can be used in computer interaction to indicate the end of input or output, or for explicitly giving up the floor during a discussion. It is outside the regular grammar, and the machine parser takes it as an unconditional signal to stop parsing unless it is quoted with zo or with *lo'u ... le'u*. In particular, it is not used at the end of subordinate texts quoted with lu... li'u or parenthesized with *to ... toi*.

19.16. List of cmavo interactions

The following list gives the cmavo and selma'o that are recognized by the earliest stages of the parser, and specifies exactly which of them interact with which others. All of the cmavo are at least mentioned in this chapter. The cmavo are written in lower case, and the selma'o in UPPER CASE.

- zo quotes the following word, no matter what it is.
- si erases the preceding word unless it is a zo.
- sa erases the preceding word and other words, unless the preceding word is a zo.

- [su](#) is the same as [sa](#), but erases more words.
- [lo'u](#) quotes all following words up to a [le'u](#) (but not a *zo le'u*).
- [le'u](#) is ungrammatical except at the end of a “lo'u quotation.
- ZOI cmavo use the following word as a delimiting word, no matter what it is, but using [le'u](#) may create difficulties.
- [zei](#) combines the preceding and the following word into a lujvo, but does not affect [zo](#), [si](#), [sa](#), [su](#), [lo'u](#), ZOI cmavo, [fa'o](#), and [zei](#).
- BAhE cmavo mark the following word, unless it is [si](#), [sa](#), or [su](#), or unless it is preceded by [zo](#). Multiple BAhE cmavo may be used in succession.
- [bu](#) makes the preceding word into a lerfu word, except for [zo](#), [si](#), [sa](#), [su](#), [lo'u](#), ZOI cmavo, [fa'o](#), [zei](#), BAhE cmavo, and [bu](#). Multiple [bu](#) cmavo may be used in succession.
- UI and CAI cmavo mark the previous word, except for [zo](#), [si](#), [sa](#), [su](#), [lo'u](#), ZOI, [fa'o](#), [zei](#), BAhE cmavo, and [bu](#). Multiple UI cmavo may be used in succession. A following [nai](#) is made part of the UI.
- [.y.](#), [da'o](#), [fu'e](#), and [fu'o](#) are the same as UI, but do not absorb a following [nai](#).

19.17. List of elidable terminators

The following list shows all the elidable terminators of Lojban. The first column is the terminator, the second column is the selma'o that starts the corresponding construction, and the third column states what kinds of grammatical constructs are terminated. Each terminator is the only cmavo of its selma'o, which naturally has the same name as the cmavo.

be'o BE sumti attached to a tanru unit

boi PA/BY number or lerfu string

do'u COI/DOI vocative phrases

fe'u FIhO ad-hoc modal tags

ge'u GOI	relative phrases
kei NU	abstraction bridi
ke'e KE	groups of various kinds
ku LE/LA	description sumti
ku'e PEhO	forethought mekso
ku'o NOI	relative clauses
li'u LU	quotations
lo'o LI	number sumti
lu'u LAhE/NAhE+BO	sumti qualifiers
me'u ME	tanru units formed from sumti
nu'u NUhI	forethought termsets
se'u SEI/SOI	metalinguistic insertions
te'u various	mekso conversion constructs
toi TO	parenthetical remarks
tu'u TUhE	multiple sentences or paragraphs

vau (none) simple bridi or bridi-tails

ve'o VEI mekso parentheses

Chapter 20. A catalogue of selma'o

The picture for chapter 20

20.1. A catalogue of selma'o

The following paragraphs list all the selma'o of Lojban, with a brief explanation of what each one is about, and reference to the chapter number where each is explained more fully. As usual, all selma'o names are given in capital letters (with “h” serving as the capital of “”) and are the names of a representative cmavo, often the most important or the first in alphabetical order. One example is given of each selma'o: for selma'o which have several uses, the most common use is shown.

selma'o A ([Section 14.6](#))

Specifies a logical connection (e.g. “and”, “or”, “if”), usually between sumti.

la .djan.a la .djein.klama le zarci
John and/orJane goes-tothestore

Also used to create vowel lerfu words when followed with “bu”.

selma'o BAI ([Section 9.6](#))

May be prefixed to a sumti to specify an additional place, not otherwise present in the place structure of the selbri, and derived from a single place of some other selbri.

mitavla bau la .lojban.
I speakin-languageLojban.

selma'o BAhE ([Section 19.11](#))

Emphasizes the next single word, or marks it as a nonce word (one invented for the occasion).

la ba'e .djordj.klama le zarci
George goes-to the store.

It is George who goes to the store.

selma'o BE ([Section 5.7](#))

Attaches sumti which fill the place structure of a single unit making up a tanru. Unless otherwise indicated, the sumti fill the x_2 , x_3 , and successive places in that order. [BE](#) is most useful in descriptions formed with [LE](#). See [BEI](#), [BEhO](#).

mi- klama beta troci
I am-a (goer to that) type-of trier.

I try to go to that place.

selma'o BEI ([Section 5.7](#))

Separates multiple sumti attached by [BE](#) to a tanru unit.

mi- klama bele zarci bei le zdani be'o troci
I am-a (goer to the store from the home) type-of trier.

I try to go from the home to the market.

selma'o BEhO ([Section 5.7](#))

Elidable terminator for [BE](#). Terminates sumti that are attached to a tanru unit.

mi- klama bele zarci be'o troci
I am-a (goer to the market) type-of trier.

I try to go to the market.

selma'o BIhE ([Section 18.5](#))

Prefixed to a mathematical operator to mark it as higher priority than other mathematical operators, binding its operands more closely.

li cibi'e pi'i vosu'i mudu li paze
The-number 3 [priority] times 4 plus 5 equals the-number 17.

$$3 \times 4 + 5 = 17$$

selma'o BIhI ([Section 14.16](#))

Joins sumti or tanru units (as well as some other things) to form intervals. See [GAhO](#).

mica sanli la .drezdn.bi'i la .frankfurt.
I [present]stand-on-surfaceDresden [interval]Frankfurt.

I am standing between Dresden and Frankfurt.

selma'o BO ([Section 5.3](#) , [Section 15.6](#) , [Section 18.17](#))

Joins tanru units, binding them together closely. Also used to bind logically or non-logically connected phrases, sentences, etc. [BO](#) is always high precedence and right-grouping.

ta cmalu nixli bo ckule
That is a small type-of (girl type-of school).

That is a small school for girls.

selma'o BOI ([Section 18.6](#))

Elidable terminator for [PA](#) or [BY](#). Used to terminate a number (string of numeric cmavo) or lerfu string (string of letter words) when another string immediately follows.

li re du li vu'u vo boi re
The-number two equals the-number the-difference-of four and two.

selma'o BU ([Section 17.4](#))

A suffix which can be attached to any word, typically a word representing a letter of the alphabet or else a name, to make a word for a symbol or a different letter of the alphabet. In particular, attached to single-vowel cmavo to make words for vowel letters.

.abu .ebu .ibu .obu .ubu .y.bu ybu
a, e, i, o, u, y.

selma'o BY ([Section 17.2](#))

Words representing the letters of the Lojban alphabet, plus various shift words which alter the interpretation of other letter words. Terminated by BOI.

.abutavla by le la .ibymym.skami
A talks-to B about the of-IBM computers.

A talks to B about IBM computers.

selma'o CAI ([Section 13.4](#))

Indicates the intensity of an emotion: maximum, strong, weak, or not at all. Typically follows another particle which specifies the emotion.

.ei cai miklamale zarci
[Obligation!][Intense!]I go-to the market.

I must go to the market.

selma'o CAhA ([Section 10.19](#))

Specifies whether a bridi refers to an actual fact, a potential (achieved or not), or merely an innate capability.

ro datka ka'e flulimna
All ducks [capability] are-float-swimmers.

All ducks have the capability of swimming by floating.

selma'o CEI ([Section 7.5](#))

Assigns a selbri definition to one of the five pro-bridi gismu: “broda”, “brode”, “brodi”, “brodo”, or “brodu”, for later use.

ti slasi je mlatu bo cidja lante gacri cei broda

This is a plastic cat-food can cover, or thingy.

.i le crino broda cu barda .i le xunre broda cu cmalu

The green thingy is large. The red thingy is small.

selma'o CEhE ([Section 14.11](#) , [Section 16.7](#))

Joins multiple terms into a termset. Termsets are used to associate several terms for logical connectives, for equal quantifier scope, or for special constructs in tenses.

mice'edo pe'e je la .djan.ce'ela .djeimyz.cu pendo
I [,] you[joint]andJohn [,] James are-friends-of.

I am a friend of you, and John is a friend of James.

selma'o CO ([Section 5.8](#))

When inserted between the components of a tanru, inverts it, so that the following tanru unit modifies the previous one.

mitroci co klama le zarci | le zdani
I am-a-trier-of-type (goer-to the market from the house).

I try to go to the market from the house.

selma'o COI ([Section 6.11](#) , [Section 13.14](#))

When prefixed to a cmevla, description, or sumti, produces a vocative: a phrase which indicates who is being spoken to (or who is speaking). Vocatives are used in conversational protocols, including greeting, farewell, and radio communication. Terminated by [DOhU](#). See [DOI](#).

coi .djan.
Greetings,John.

selma'o CU ([Section 9.2](#))

Separates the selbri of a bridi from any sumti which precede it. Never strictly necessary, but often useful to eliminate various elidable terminators.

le gerkucuklama le zarci
The dog goes-to the store.

selma'o CUhE ([Section 10.24](#))

Forms a question which asks when, where, or in what mode the rest of the bridi is true. See [PU](#), [CAhA](#), [TAhE](#), and [BAI](#).

do cu'e klamale zarci
You[When/Where?]go-to the store?

When are you going to the store?

selma'o DAhO ([Section 7.13](#))

Cancels the assigned significance of all sumti cmavo (of selma'o [KOhA](#)) and bridi cmavo (of selma'o [GOhA](#)).

selma'o DOI ([Section 13.14](#))

The non-specific vocative indicator. See [DOhU](#).

doi.frank.mitavla do
O Frank,I speak-to you.

Frank, I'm talking to you.

selma'o DOhU ([Section 13.14](#))

Elidable terminator for [COI](#) or [DOI](#). Signals the end of a vocative.

coi do'u
Greetings[terminator]

Greetings, O unspecified one!

selma'o FA ([Section 9.3](#))

Prefix for a sumti, indicating which numbered place in the place structure the sumti belongs in; overrides word order.

fa micuklama fi la .atlantas.

x 1 = I go x 3 = Atlanta
fe la .bastn.fo le dargufu le karce
x 2 = Boston x 4 = the road x 5 = the car.

I go from Atlanta to Boston via the road using the car.

selma'o FAhA ([Section 10.2](#))

Specifies the direction in which, or toward which (when marked with [MOhI](#)) or along which (when prefixed by [VEhA](#) or [VIhA](#)) the action of the bridri takes place.

le nanmuzu'a batcile gerku
The man [left]bites the dog.

To my left, the man bites the dog.

selma'o FAhO ([Section 19.15](#))

A mechanical signal, outside the grammar, indicating that there is no more text. Useful in talking to computers.

selma'o FEhE ([Section 10.11](#))

Indicates that the following interval modifier (using [TAhE](#), [ROI](#), or [ZAhO](#)) refers to space rather than time.

ko vi'i fe'e di'i sombole gurni
You-imperative[1-dimensional][space][regularly]sow the grain.

Sow the grain in a line and evenly!

selma'o FEhU ([Section 9.5](#))

Elidable terminator for [FIhO](#). Indicates the end of an ad hoc modal tag: the tagged sumti immediately follows.

miviskado fi'o kanla[fe'u]le zunle
I see you[modal]eye : the left-thing

I see you with the left eye.

selma'o FIhO ([Section 9.5](#))

When placed before a selbri, transforms the selbri into a modal tag, grammatically and semantically equivalent to a member of selma'o [BAI](#). Terminated by [FEhU](#).

miviskado fi'o kanlale zunle
I see you with eye the left-thing

I see you with my left eye.

selma'o FOI ([Section 17.6](#))

Signals the end of a compound alphabet letter word that begins with [TEI](#). Not an elidable terminator.

tei.ebu.akut. bufoi
(“e” “acute”)

the letter “e” with an acute accent

selma'o FUhA ([Section 18.16](#))

Indicates that the following mathematical expression is to be interpreted as reverse Polish (RP), a mode in which mathematical operators follow their operands.

li fu'a reboire[boi]su'i du li vo
the-number[RP!]two, two, plus equals the-number four

$2 + 2 = 4$

selma'o FUhE ([Section 19.8](#))

Indicates that the following indicator(s) of selma'o [UI](#) affect not the preceding word, as usual, but rather all following words until a [FUhO](#).

miviskale fu'e .ia blanuzdani fu'o ponse
I see the[start][belief]blue house[end]possessor

I see the owner of a blue house, or what I believe to be one.

selma'o FUhO ([Section 19.8](#))

Cancels all indicators of selma'o [UI](#) which are in effect.

miviskale fu'e .ia blanuzdani fu'o ponse
I see the[start][belief]blue house[end]possessor.

I see the owner of what I believe to be a blue house.

selma'o GA ([Section 14.5](#))

Indicates the beginning of two logically connected sumti, bridi-tails, or various other things. Logical connections include “both ... and”, “either ... or”, “if ... then”, and so on. See [GI](#).

ga la .djan. nanmu gi la .djeimyz. ninmu

Either John is a man or James is a woman (or both).

selma'o GAhO ([Section 14.16](#))

Specifies whether an interval specified by [BihI](#) includes or excludes its endpoints. Used in pairs before and after the [BihI](#) cmavo, to specify the nature of both the left- and the right-hand endpoints.

mica sanli la .drezdn.
I [present]standDresden
ga'o bi'i ga'o la .frankfurt.
[inclusive][interval][inclusive]Frankfurt.

I am standing between Dresden and Frankfurt, inclusive of both.

selma'o GEhU ([Section 8.3](#))

Elidable terminator for [GOI](#). Marks the end of a relative phrase. See [KUhO](#).

la .djan.goi ko'a ge'ublau
John (referred to as it-1) is-blue.

selma'o GI ([Section 14.5](#))

Separates two logically or non-logically connected sumti, tanru units, bridi-tails, or other things, when the prefix is a forethought connective involving [GA](#), [GUhA](#), or [JOI](#).

ge la .djan. nanmu gi la .djeimyz. ninmu

(It is true that) both John is a man and James is a woman.

selma'o GIhA ([Section 14.3](#))

Specifies a logical connective (e.g. “and”, “or”, “if”) between two bridi-tails: a bridi-tail is a selbri with any associated following sumti, but not including any preceding sumti.

miklamale zarci gi'e nelcila .djan.
I go-to the market and like John.

selma'o GOI ([Section 8.3](#))

Specifies the beginning of a relative phrase, which associates a subordinate sumti (following) to another sumti (preceding). Terminated by [GEhU](#) See [NOI](#).

la .djan.goi ko'a cu blanu
John (referred to as it-1) is-blue.

selma'o GOhA ([Section 7.6](#))

A general selma'o for all cmavo which can take the place of brivla. There are several groups of these.

A: mi klama le zarci

B: mi go'i

A: I'm going to the market.

B: Me, too.

selma'o GUhA ([Section 14.3](#))

Indicates the beginning of two logically connected tanru units. Takes the place of [GA](#) when forming logically-connected tanru. See [GL](#).

la .alis.gu'e ricfugi blanu
Alice is both rich and blue.

selma'o I ([Section 19.2](#))

Separates two sentences from each other.

miklamale zarci .imiklamale zdani
I go-to the market. I go-to the house.

selma'o JA ([Section 14.3](#))

Specifies a logical connection (e.g. “and”, “or”, “if”) between two tanru units, mathematical operands, tenses, or abstractions.

ti blanu je zdani
This is-blue and a-house.

selma'o JAI ([Section 9.12](#))

When followed by a tense or modal, creates a conversion operator attachable to a selbri which exchanges the modal place with the x₁ place of the selbri. When alone, is a conversion operator exchanging the x₁ place of the selbri (which should be an abstract sumti) with one of the places of the abstracted-over bridi.

mijai gau galfi le bitmuse skari
I am-the-actor-in modifying the wall color.

I act so as to modify the wall color.

I change the color of the wall.

selma'o JOI ([Section 14.14](#))

Specifies a non-logical connection (e.g. together-with-as-mass, -set, or -sequence) between two sumti, tanru units, or various other things. When immediately followed by [GI](#), provides forethought non-logical connection analogous to [GA](#).

la .djan.joi la .alis.cu bevri le pipno
John massed-with Alice carry the piano.

selma'o JOhI ([Section 18.15](#))

Indicates that the following mathematical operands (a list terminated by [TEhU](#)) form a mathematical vector (one-dimensional array).

li jo'i paboi reboite'usu'i jo'i ciboi voboidu
The-number array(one, two) plus array(three, four) equals
li jo'i voboixaboi
the-number array(four, six).

$(1,2) + (3,4) = (4,6)$

selma'o KE ([Section 5.5](#))

Groups everything between itself and a following [KEhE](#) for purposes of logical connection, tanru construction, or other purposes. [KE](#) and [KEhE](#) are not used for mathematical (see [VEI](#) and [VEhO](#)) or discursive (see [TO](#) and [TOI](#)) purposes.

ta ke melbi cmaluke'e nixli ckule
That is a-(pretty little) girl school.

That is a school for girls who are pretty in their littleness.

selma'o KEI ([Section 11.1](#))

Elidable terminator for [NU](#). Marks the end of an abstraction bridi.

la .djan.cunu sonci kei djica
John is-an-(event-of being-a-soldier) type-of desirer.

John wants to be a soldier.

selma'o KEhE ([Section 5.5](#))

Elidable terminator for [KE](#). Marks the end of a grouping.

ta ke melbi cmaluke'e nixli ckule
That is a-(pretty little) girl school.

That is a school for girls who are pretty in their littleness.

selma'o KI ([Section 10.13](#))

When preceded by a tense or modal, makes it “sticky”, so that it applies to all further bridi until reset by another appearance of [KI](#). When alone, eliminates all sticky tenses.

selma'o KOhA ([Section 7.1](#))

A general selma'o which contains all cmavo which can substitute for sumti. These cmavo are divided into several groups.

le blanuzdani goi ko'a cubarda
The blue house (referred to as it-1) is-big.
.iko'ana cmamau ti
It-1 is-not smaller-than this-thing.

selma'o KU ([Section 6.2](#), [Section 10.1](#))

Elidable terminator for [LE](#) and some uses of [LA](#). Indicates the end of a description sumti. Also used after a tense or modal to indicate that no sumti follows, and in the compound [NA](#) + [KU](#) to indicate natural language-style negation.

le prenu ku le zdani kuklama
The person, to the house, goes.

The person goes to the house.

selma'o KUhE ([Section 18.6](#))

Elidable terminator for [PEhO](#): indicates the end of a forethought mathematical expression (one in which the operator precedes the operands).

li pe'o su'i reboireboire[boi]ku'e

The-number[forethought]the-sum-oftwo two two [end]
du li xa
equals the-number six.

selma'o KUhO ([Section 8.1](#))

Elidable terminator for [NOI](#). Indicates the end of a relative clause.

le zdani poi blanu ku'obarda
The house that(is-blue) is-big.

selma'o LA ([Section 6.2](#))

Descriptors which change name words (or selbri) into sumti which identify people or things by name. Similar to [LE](#). May be terminated with [KU](#) if followed by a description selbri.

la .kikeros.dula .tulis.
Cicero is Tully.

selma'o LAU ([Section 17.14](#))

Combines with the following alphabetic letter to represent a single marker: change from lower to upper case, change of font, punctuation, etc.)

tau sy .ibu
[single-shift] "s" "i"

Si (chemical symbol for silicon)

selma'o LAhE ([Section 6.10](#))

Qualifiers which, when prefixed to a sumti, change it into another sumti with related meaning. Qualifiers can also consist of a cmavo from selma'o [NAhE](#) plus [BO](#). Terminated by [LUhU](#).

miviskala'e zoi .kuot.A Tale of Two Cities.kuot
I see that-represented-by-the-text " A Tale of Two Cities".

I see the book "A Tale of Two Cities".

selma'o LE ([Section 6.2](#))

Descriptors which make selbri into sumti which describe or specify things that fit into the x₁ place of the selbri. Terminated by [KU](#). See [LA](#).

le gerkucuklama le zdani
The dog goes-to the house.

selma'o LEhU ([Section 19.9](#))

Indicates the end of a quotation begun with [LOhU](#). Not an elidable terminator.

lo'u mi du do du mile'u cuna lojbo drani
[quote]mi du do du mi[unquote] is-not Lojbanically correct.

“mi du do du mi” is not correct Lojban.

selma'o LI ([Section 18.5](#))

Descriptors which change numbers or other mathematical expressions into sumti which specify numbers or numerical expressions. Terminated by [LOhO](#).

li revu'u rena du li vosu'i vo
The-number2 minus2 notequalsthe-number4 plus4.

2 - 2 ≠ 4 + 4

selma'o LIhU ([Section 19.9](#))

Elidable terminator for [LU](#). Indicates the end of a text quotation.

micusku lu miklamale zarci li'u
I express[quote]I go-to the market[end-quote].

selma'o LOhO ([Section 18.17](#))

Elidable terminator for [LI](#). Indicates the end of a mathematical expression used in a [LI](#) description.

li volo'o li cilo'o cuzmadu
The-number4 [end-number], the-number3 [end-number], is-greater.

4 > 3

selma'o LOhU ([Section 19.9](#))

Indicates the beginning of a quotation (a sumti) which is grammatical as long as the quoted material consists of Lojban words, whether they form a text or not. Terminated by [LEhU](#).

do cusku lo'u mi du do du ko'ale'u
You express[quote]mi du do du ko'a[end-quote].

You said, “mi du do du ko'a”.

selma'o LU ([Section 19.9](#))

Indicates the beginning of a quotation (a sumti) which is grammatical only if the quoted material also forms a grammatical Lojban text. Terminated by [LlhU](#).

micusku lu miklamale zarci li'u
I express[quote]I go-to the market[end-quote].

selma'o LUhU ([Section 6.10](#))

Elidable terminator for [LAhE](#) and [NAhE](#) + [BO](#). Indicates the end of a qualified sumti.

miviskala'e lu bardagerkuli'u lu'u
I see the-referent-of[quote]big dog [end-quote][end-ref]

I saw “Big Dog” [not the words, but a book or movie].

selma'o MAI ([Section 18.19](#) , [Section 19.1](#))

When suffixed to a number or string of letter words, produces a free modifier which serves as an index number within a text.

pamaimipu klamale zarci
1-thly,I [past]go-to the market.

First, I went to the market.

selma'o MAhO ([Section 18.6](#))

Produces a mathematical operator from a letter or other operand. Terminated by [TEhU](#). See [VUhU](#).

ma'o fy.boixy.
[operator]f x

$f(x)$

selma'o ME ([Section 5.10](#), [Section 18.1](#))

Produces a tanru unit from a sumti, which is applicable to the things referenced by the sumti. Terminated by [MEhU](#).

ta me la .ford. karce
That is-a-Ford-type car

That's a Ford car.

selma'o MEhU ([Section 5.11](#))

The elidable terminator for [ME](#). Indicates the end of a sumti converted to a tanru unit.

ta me mi me'u zdani

That's a me type of house.

selma'o MOI ([Section 5.11](#), [Section 18.18](#))

Suffixes added to numbers or other quantifiers to make various numerically-based selbri.

la .djan.joi la .frank.cu bruna remei
John in-a-mass-with Frank are-a-brother type-of twosome.

John and Frank are two brothers.

selma'o MOhE ([Section 18.18](#))

Produces a mathematical operand from a sumti; used to make dimensioned units. Terminated by [TEhU](#).

li mo'e re ratcusu'i mo'e re ractu
The-number[operand]two rats plus[operand]two rabbits
cudu li mo'e vo danlu
 equals the-number[operand]four animals.

2 rats + 2 rabbits = 4 animals.

selma'o MOhI ([Section 10.8](#))

A tense flag indicating movement in space, in a direction specified by a following [FAhA](#) cmavo.

le verba mo'i ri'u cadzu le bisli
The child [movement][right]walks-on the ice.

The child walks toward my right on the ice.

selma'o NA ([Section 14.3](#) , [Section 15.7](#))

Contradictory negators, asserting that a whole bridi is false (or true).

mi na klama le zarci

It is not true that I go to the market.

Also used to construct logical connective compound cmavo.

selma'o NAI ([Section 14.3](#) , [Section 15.7](#))

Negates the previous word, but can only be used with certain selma'o as specified by the grammar.

selma'o NAhE ([Section 15.4](#))

Scalar negators, modifying a selbri or a sumti to a value other than the one

stated, the opposite of the one stated, etc. Also used with following [BO](#) to construct a sumti qualifier; see [LAhE](#).

ta na'e blanuzdani
That is a non-blue house.

That is a house which is other than blue.

selma'o NAhU ([Section 18.18](#))

Creates a mathematical operator from a selbri. Terminated by [TEhU](#). See [VUhU](#).

li na'u tanjo te'u
The-number the-operator (tangent)
veipafe'ire [ve'o]duli ci'i
($\pi / 2$) = the-number infinity.

$\tan(\pi/2) = \infty$

selma'o NIhE ([Section 18.18](#))

Creates a mathematical operand from a selbri, usually a “*ni*” abstraction. Terminated by [TEhU](#).

li ni'eni clani [te'u]pi'i
The-number quantity-of-length times
ni'eni ganra [te'u]pi'i
quantity-of-width times
ni'eni condi te'udu li ni'eni canlu
quantity-of-depth equals the-number quantity-of-volume.

Length × Width × Depth = Volume

selma'o NIhO ([Section 19.3](#))

Marks the beginning of a new paragraph, and indicates whether it contains old or new subject matter.

selma'o NOI ([Section 8.1](#))

Introduces relative clauses. The following bridi modifies the preceding sumti. Terminated by [KUhO](#). See [GOI](#).

le zdani poi blanu cucmalu
The house which is-blue is-small.

selma'o NU ([Section 11.1](#))

Abstractors which, when prefixed to a bridi, create abstraction selbri. Terminated by [KEI](#).

la .djan.cudjica le nu sonci [kei]
John desires the event-of being-a-soldier.

selma'o NUhA ([Section 18.19](#))

Creates a selbri from a mathematical operator. See [VUhU](#).

li ni'umu cu nu'a va'a li ma'umu
The-number-5 is-the-negation-of-the-number +5

selma'o NUhI ([Section 14.11](#) , [Section 16.7](#))

Marks the beginning of a termset, which is used to make simultaneous claims involving two or more different places of a selbri. Terminated by [NUhU](#).

miklamanu'i ge § le zarci le briju
I go [start] both to the market from the office
nu'u gi § le zdani le ckule [nu'u]
[joint] and to the house from the school.

selma'o NUhU ([Section 14.11](#))

Elidable terminator for [NUhI](#). Marks the end of a termset.

miklamanu'i ge § le zarci le briju
I go [start] both to the market from the office
nu'u gi § le zdani le ckule [nu'u]
[joint] and to the house from the school.

selma'o PA ([Section 18.2](#))

Digits and related quantifiers (some, all, many, etc.). Terminated by [BOI](#).

mispeni re ninmu
I am-married-to two women.

selma'o PEhE ([Section 14.11](#))

Precedes a logical or non-logical connective that joins two termsets. Termsets (see [CEhE](#).) are used to associate several terms for logical connectives, for equal quantifier scope, or for special constructs in tenses.

mice'edo pe'e je la .djan.ce'ela .djeimyz.cupendo
I [,] you[joint]andJohn [,] James are-friends-of.

I am a friend of you, and John is a friend of James.

selma'o PEhO ([Section 18.6](#))

An optional signal of forethought mathematical operators, which precede their operands. Terminated by [KUhE](#).

li vo du li pe'o su'i reboire
The-numberfour equals the-number[forethought]sum-oftwo two.

selma'o PU ([Section 10.4](#))

Specifies simple time directions (future, past, or neither).

mipu klamale zarci
I [past]go-to the market.

I went to the market.

selma'o RAhO ([Section 7.6](#))

The pro-bridid update flag: changes the meaning of sumti implicitly attached to a pro-bridid (see [GOhA](#)) to fit the current context rather than the original context.

A: mi ba lumci le mi karce

B: mi go'i

A: mi ba lumci le mi karce

B: mi go'i ra'o

A: I [future] wash my car.

B: I do-the-same-thing (i.e. wash A's car).

A: I [future] wash my car.

B: I do-the-corresponding-thing (i.e. wash B's car).

selma'o ROI ([Section 10.9](#))

When suffixed to a number, makes an extensional tense (e.g. once, twice, many times).

mireroi klamale zarci
I twicego-to the market.

selma'o SA ([Section 19.13](#))

Erases the previous phrase or sentence.

miklamasa do klamale zarci
I go, er, you go-to the market.

selma'o SE ([Section 5.11](#), [Section 9.4](#))

Converts a selbri, rearranging the order of places by exchanging the x 1 place with a specified numbered place.

le zarci cuse klama mi
The market is-gone-to-by me.

Also used in constructing connective and modal compound cmavo.

selma'o SEI ([Section 19.12](#))

Marks the beginning of metalinguistic insertions which comment on the main bridi. Terminated by [SEhU](#).

la .frank.pramisei gleki [se'u]la .djein.
Frank loves ([he]is-happy) Jane.

selma'o SEhU ([Section 19.12](#))

Elidable terminator for [SEI](#) and [SOI](#). Ends metalinguistic insertions.

la .frank.pramisei gleki se'ula .djein.
Frank loves ([he]is-happy) Jane.

selma'o SI ([Section 19.13](#))

Erases the previous single word.

misi do klamale zarci
I, er,you go-to the market.

selma'o SOI ([Section 7.8](#))

Marks reciprocity between two sumti (like “vice versa” in English).

mipramido soi mi
I love you[reciprocally]me.

I love you and vice versa.

selma'o SU ([Section 19.13](#))

Closes and erases the entire previous discourse.

selma'o TAhE ([Section 10.9](#))

A tense modifier specifying frequencies within an interval of time or space (regularly, habitually, etc.).

le verbata'e klama le ckule
The child habitually goes-to the school.

selma'o TEI ([Section 17.6](#))

Signals the beginning of a compound letter word, which acts grammatically like a single letter. Compound letter words end with the non-elidable selma'o [FOI](#).

tei.ebu.akut. bufoi

(“e” “acute”)

the letter “e” with an acute accent

selma'o TEhU ([Section 18.15](#))

Elidable terminator for [JOhI](#), [MAhO](#), [MOhE](#), [NAhU](#), or [NIhE](#). Marks the end of a mathematical conversion construct.

li jo'i paboireboite'usu'i jo'i ciboivoboidu
The-numberarray(one, two) plusarray(three, four) equals
li jo'i voboixaboi
the-numberarray(four, six).

(1,2) + (3,4) = (4,6)

selma'o TO ([Section 19.12](#))

Left discursive parenthesis: allows inserting a digression. Terminated by [TOI](#).

doi.lisas.midjica le nu
O Lisa, I desiretheevent-of
todoi.frank.ko sisti toido viskale mlatu
(O Frank,[imperative]stop!) yousee thecat.

Lisa, I want you to (Frank! Stop!) see the cat.

selma'o TOI ([Section 19.12](#))

Elidable terminator for [TO](#). The right discursive parenthesis.

doi.lisas.midjica le nu
O Lisa, I desiretheevent-of
todoi.frank.ko sisti toido viskale mlatu
(O Frank,[imperative]stop!) yousee thecat.

Lisa, I want you to (Frank! Stop!) see the cat.

selma'o TUhE ([Section 19.2](#))

Groups multiple sentences or paragraphs into a logical unit. Terminated by [TUhU](#).

lo xagmauzo'utu'e ganaicidja gi citno
Somebest : [start]If food, then new.
.iganai vanju gi tolci'o [tu'u]
If wine, then old.

As for what is best: if food, then new [is best]; if wine, then old [is best].

selma'o TUhU ([Section 19.2](#))

Elidable terminator for [TUhE](#). Marks the end of a multiple sentence group.

selma'o UI ([Section 13.1](#))

Particles which indicate the speaker's emotional state or source of knowledge, or the present stage of discourse.

.ui la .djan. klama
[Happiness!] John is-coming.

Hurrah! John is coming!

selma'o VA ([Section 10.2](#))

A tense indicating distance in space (near, far, or neither).

le nanmuva batcile gerku
The man [medium-distance] bites the dog.

Over there the man is biting the dog.

selma'o VAU ([Section 14.9](#))

Elidable terminator for a simple bridi, or for each bridi-tail of a [GIhA](#) logical connection.

midundale cukta [vau] gi'e
I (give the book) and

lebna lo j d i n i v a u | d o [vau]
(take some money) to/from you.

selma'o VEI ([Section 18.5](#))

Left mathematical parenthesis: groups mathematical operations. Terminated by [VEhO](#).

li veiny. su'i pa ve'o
The-number("n" plus one)
pi'i veiny. su'i pa [ve'o]du
times("n" plus one) equals
li ny.[bi'e] te'a re
the-number n [priority] power two
su'i re bi'e pi'i ny. su'i pa
plus two [priority] times "n" plus 1.

$$(n + 1)(n + 1) = n^2 + 2n + 1$$

selma'o VEhA ([Section 10.5](#))

A tense indicating the size of an interval in space (long, medium, or short).

selma'o VEhO ([Section 19.5](#))

Elidable terminator for [VEI](#): right mathematical parenthesis.

li veiny. su'i pa ve'opi'i
The-number("n" plus one) times
veiny. su'i pa [ve'o]du
("n" plus one) equals
li ny.[bi'e] te'a re su'i
the-number n [priority] power two plus
re bi'e pi'i ny. su'i pa
two [priority] times "n" plus 1.

$$(n + 1)(n + 1) = n^2 + 2n + 1$$

selma'o VIhA ([Section 10.7](#))

A tense indicating dimensionality in space (line, plane, volume, or space-time)

interval).

le verbave'a
The child [medium-space-interval]
vi'a cadzu le bisli
[2-dimensional]walks-on the ice.

In a medium-sized area, the child walks on the ice.

selma'o VUhO ([Section 8.8](#))

Attaches relative clauses or phrases to a whole (possibly connected) sumti, rather than simply to the leftmost portion of the sumti.

la .frank.ce la .djordj.vu'oni gidva cuzvati le kumfa
Frank [in-set-with]George , which are-guides, are-in the room.

Frank and George, who are guides, are in the room.

selma'o VUhU ([Section 18.5](#))

Mathematical operators (e.g. +, -). See [MAhO](#).

li muvu'u redu li ci
The-number 5 minus 2 equals the-number 3.

$5 - 2 = 3$

selma'o XI ([Section 18.13](#))

The subscript marker: the following number or lerfu string is a subscript for whatever precedes it.

xy.xi re
x sub 2

x^2

selma'o Y ([Section 19.14](#))

Hesitation noise: content-free, but holds the floor or continues the conversation. It

is different from silence in that silence may be interpreted as having nothing more to say.

doi.y. .y. .djan
O, uh, uh, John!

selma'o ZAhO ([Section 10.10](#))

A tense modifier specifying the contour of an event (e.g. beginning, ending, continuing).

mipu'o damba
I [prospective]fight.

I'm on the verge of fighting.

selma'o ZEI ([Section 4.6](#))

A morphological glue word, which joins the two words it stands between into the equivalent of a lujvo.

ta xy. zeikantu kacma
That is-an-(X ray) camera.

That is an X-ray camera.

selma'o ZEH A ([Section 10.5](#))

A tense indicating the size of an interval in time (long, medium, or short).

mipu ze'i citka
I [past][short-interval]eat.

I ate for a little while.

selma'o ZI ([Section 10.4](#))

A tense indicating distance in time (a long, medium or short time ago or in the future).

mipu zi citka
I [past][short-distance]eat.

I ate a little while ago.

selma'o ZIhE ([Section 8.4](#))

Joins multiple relative phrases or clauses which apply to the same sumti. Although generally translated with “and”, it is not considered a logical connective.

miponsepa gerkukupoi blabi
I own one dog such-that it-is-white
zi'e noi mipramike'a
and such-that-incidentally I love it.

I own a dog that is white and which, incidentally, I love.

I own a white dog, which I love.

selma'o ZO ([Section 19.10](#))

Single-word quotation: quotes the following single Lojban word.

zo si culojbo valsi
The-word “si” is-a-Lojbanic word.

selma'o ZOI ([Section 19.10](#))

Non-Lojban quotation: quotes any text using a delimiting word (which can be any single Lojban word) placed before and after the text. The delimiting word must not appear in the text, and must be separated from the text by pauses.

zoi .kuot. Socrates is mortal .kuot. cuglico jufra
The-text “ Socrates is mortal ” is-an-English sentence.

selma'o ZOhU ([Section 16.2](#) , [Section 19.4](#))

Separates a logical prenex from a bridi or group of sentences to which it applies. Also separates a topic from a comment in topic/comment sentences.

su'o dapoi remna
For-at-least-one X which is-a-human,
ro depoi finpe zo'u dapramide
for-all Ys which are-fish: X loves Y

There is someone who loves all fish.

Chapter 21. Formal grammars

The picture for chapter 21

21.1. EBNF grammar of Lojban

Lojban Machine Grammar, EBNF Version, Final Baseline

This EBNF document is explicitly dedicated to the public domain by its author, The Logical Language Group, Inc. Contact that organization at: 2904 Beau Lane, Fairfax VA 22031 USA 703-385-0273 (intl: +1 703 385 0273)

Explanation of notation: All rules have the form:

name number = bnf-expression

which means that the grammatical construct “ name ” is defined by “ bnf-expression ” .

1. Names in lower case are grammatical constructs.
2. Names in UPPER CASE are selma'o (lexeme) names, and are terminals.
3. Concatenation is expressed by juxtaposition with no operator symbol.
4. | represents alternation (choice).
5. [] represents an optional element.
6. & represents and/or. “ A & B ” is the same as “ A | B | A B ” but not “ B A ” . Furthermore, “ A & B & C & D ” permits one or more of A, B, C, and/or D, but only in that order.
7. ... represents optional repetition of the construct to the left. Left-grouping is implied; right-grouping is shown by explicit self-referential recursion with no “ ... ”
8. () serves to indicate the grouping of the other operators. Otherwise, “ ... ” binds closer than &, which binds closer than |.
9. # is shorthand for “ [free ...] ” , a construct which appears in many places.

10. // encloses an elidable terminator, which may be omitted (without change of meaning) if no grammatical ambiguity results.

text 0 =

[NAI ...] [CMEVLA ... # | (indicators & free ...)] [joik-jek] text-1

text-1 2 =

[(I [jek | joik] [[stag] BO] #) ... | NIhO ... #] [paragraphs]

paragraphs 4 =

paragraph [NIhO ... # paragraphs]

paragraph 10 =

(statement | fragment) [I # [statement | fragment]] ...

statement 11 =

statement-1 | prenex statement

statement-1 12 =

statement-2 [I joik-jek [statement-2]] ...

statement-2 13 =

statement-3 [I [jek | joik] [stag] BO # [statement-2]]

statement-3 14 =

sentence | [tag] TUhE # text-1 /TUhU#/

fragment 20 =

ek # | gihek # | quantifier | NA # | terms /VAU#/ | prenex | relative-clauses |
links | linkargs

prenex 30 =

terms ZOhU #

sentence 40 =

[terms [CU #]] brid-tail

subsentence 41 =

sentence | prenex subsentence

bridi-tail 50 =

bridi-tail-1 [gihek [stag] KE # bridi-tail /KEhE#/ tail-terms]

bridi-tail-1 51 =

bridi-tail-2 [gihek # bridi-tail-2 tail-terms] ...

bridi-tail-2 52 =

bridi-tail-3 [gihek [stag] BO # bridi-tail-2 tail-terms]

bridi-tail-3 53 =

selbri tail-terms | gek-sentence

gek-sentence 54 =

gek subsentence gik subsentence tail-terms | [tag] KE # gek-sentence /KEhE#/ | NA # gek-sentence

tail-terms 71 =

[terms] /VAU#/

terms 80 =

terms-1 ...

terms-1 81 =

terms-2 [PEhE # joik-jek terms-2] ...

terms-2 82 =

term [CEhE # term] ...

term 83 =

sumti | (tag | FA #) (sumti | /KU#/) | termset | NA KU #

termset 85 =

NUhI # gek terms /NUhU#/ gik terms /NUhU#/ | NUhI # terms /NUhU#/

sumti 90 =

sumti-1 [VUhO # relative-clauses]

sumti-1 91 =

sumti-2 [(ek | joik) [stag] KE # sumti /KEhE#/]

sumti-2 92 =

sumti-3 [joik-ek sumti-3] ...

sumti-3 93 =

sumti-4 [(ek | joik) [stag] BO # sumti-3]

sumti-4 94 =

sumti-5 | gek sumti gik sumti-4

sumti-5 95 =

[quantifier] sumti-6 [relative-clauses] | quantifier selbri /KU#/ [relative-clauses]

sumti-6 97 =

(LAhE # | NAhE BO #) [relative-clauses] sumti /LUhU#/ | KOhA # | lerfu-string /BOI#/ | LA # [relative-clauses] CMEVLA ... # | (LA | LE) # sumti-tail /KU#/ | LI # mex /LOhO#/ | ZO any-word # | LU text /LIhU#/ | LOhU any-word ... LEhU # | ZOI any-word anything any-word #

sumti-tail 111 =

[sumti-6 [relative-clauses]] sumti-tail-1 | relative-clauses sumti-tail-1

sumti-tail-1 112 =

[quantifier] selbri [relative-clauses] | quantifier sumti

relative-clauses 121 =

relative-clause [ZIhE # relative-clause] ...

relative-clause 122 =

GOI # term /GEhU#/ | NOI # subsentence /KUhO#/

selbri 130 =

[tag] selbri-1

selbri-1 131 =

selbri-2 | NA # selbri

selbri-2 132 =

selbri-3 [CO # selbri-2]

selbri-3 133 =

selbri-4 ...

selbri-4 134 =

selbri-5 [joik-jek selbri-5 | joik [stag] KE # selbri-3 /KEhE#/] ...

selbri-5 135 =

selbri-6 [(jek | joik) [stag] BO # selbri-5]

selbri-6 136 =

tanru-unit [BO # selbri-6] | [NAhE #] guhek selbri gik selbri-6

tanru-unit 150 =

tanru-unit-1 [CEI # tanru-unit-1] ...

tanru-unit-1 151 =

tanru-unit-2 [linkargs]

tanru-unit-2 152 =

BRIVLA # | GOhA [RAhO] # | KE # selbri-3 /KEhE#/ | ME # sumti /MEhU#/
[MOI #] | (number | lerfu-string) MOI # | NUhA # mex-operator | SE # tanru-
unit-2 | JAI # [tag] tanru-unit-2 | any-word (ZEI any-word) ... | NAhE # tanru-
unit-2 | NU [NAI] # [joik-jek NU [NAI] #] ... subsentence /KEI#/

linkargs 160 =

BE # term [links] /BEhO#/

links 161 =

BEI # term [links]

quantifier 300 =

number /BOI#/ | VEI # mex /VEhO#/

mex 310 =

mex-1 [operator mex-1] ... | FUhA # rp-expression

mex-1 311 =

mex-2 [BIhE # operator mex-1]

mex-2 312 =

operand | [PEhO #] operator mex-2 ... /KUhE#/

rp-expression 330 =

rp-operand rp-operand operator

rp-operand 332 =

operand | rp-expression

operator 370 =

operator-1 [joik-jek operator-1 | joik [stag] KE # operator /KEhE#/] ...

operator-1 371 =

operator-2 | guhek operator-1 gik operator-2 | operator-2 (jek | joik) [stag] BO
operator-1

operator-2 372 =

mex-operator | KE # operator /KEhE#/

mex-operator 374 =

SE # mex-operator | NAhE # mex-operator | MAhO # mex /TEhU#/ | NAhU #
selbri /TEhU#/ | VUhU #

operand 381 =

operand-1 [(ek | joik) [stag] KE # operand /KEhE#/]

operand-1 382 =

operand-2 [joik-ek operand-2] ...

operand-2 383 =

operand-3 [(ek | joik) [stag] BO # operand-2]

operand-3 385 =

quantifier | lerfu-string /BOI#/ | NIhE # selbri /TEhU#/ | MOhE # sumti /TEhU#/ | JOhI # mex-2 ... /TEhU#/ | gek operand gik operand-3 | (LAhE # | NAhE BO #) operand /LUhU#/

number 812 =

PA [PA | lerfu-word] ...

lerfu-string 817 =

lerfu-word [PA | lerfu-word] ...

lerfu-word 987 =

BY | any-word BU | LAU lerfu-word | TEI lerfu-string FOI

ek 802 =

[NA] [SE] A [NAI]

gihek 818 =

[NA] [SE] GIhA [NAI]

jek 805 =

[NA] [SE] JA [NAI]

joik 806 =

[SE] JOI [NAI] | interval | GAhO interval GAhO

interval 932 =

[SE] BIhI [NAI]

joik-ek 421 =

joik # | ek #

joik-jek 422 =

joik # | jek #

gek 807 =

[SE] GA [NAI] # | joik GI # | stag gik

guhek 808 =

[SE] GUhA [NAI] #

gik 816 =

GI [NAI] #

tag 491 =

tense-modal [joik-jek tense-modal] ...

stag 971 =

simple-tense-modal [(jek | joik) simple-tense-modal] ...

tense-modal 815 =

simple-tense-modal # | FIhO # selbri /FEhU#/

simple-tense-modal 972 =

[NAhE] [SE] BAI [NAI] [KI] | [NAhE] (time [space] | space [time]) & CAhA [KI]
| KI | CUhE

time 1030 =

ZI & time-offset ... & (ZEhA [PU [NAI]]) & interval-property ...

time-offset 1033 =

PU [NAI] [ZI]

space 1040 =

VA & space-offset ... & space-interval & (MOhI space-offset)

space-offset 1045 =

FAhA [NAI] [VA]

space-interval 1046 =

((VEhA & VIhA) [FAhA [NAI]]) & space-int-props

space-int-props 1049 =

(FEhE interval-property) ...

interval-property 1051 =

number ROI [NAI] | TAhE [NAI] | ZAhO [NAI]

free 32 =

SEI # [terms [CU #]] selbri /SEhU/ | SOI # sumti [sumti] /SEhU/ | vocative [relative-clauses] selbri [relative-clauses] /DOhU/ | vocative [relative-clauses] CMEVLA ... # [relative-clauses] /DOhU/ | vocative [sumti] /DOhU/ | (number | lerfu-string) MAI | TO text /TOI/ | XI # (number | lerfu-string) /BOI/ | XI # VEI # mex /VEhO/

vocative 415 =

(COI [NAI]) ... & DOI

indicators 411 =

[FUhE] indicator ...

indicator 413 =

(UI | CAI) [NAI] | Y | DAhO | FUhO

The following rules are non-formal:

word 1100 =

[BAhE] any-word [indicators]

any-word =

“ any single word (no compound cmavo) ”

anything =

“ any text at all, whether Lojban or not ”

null 1101 =

any-word SI | utterance SA | text SU

FAhO is a universal terminator and signals the end of parsable input.

Chrestomathy

1. The North Wind and the Sun

.alf. .alis. .can.duv. .dinas. .elis. .kublaXAN. .lu, is. karol. .maikl. turnianskis. .mulis. .saras. tizdeil. .tamtam. .teris. .zois. .a'o .a'u .a .abu .ai .ainai .au .e'a .e'o .e .ei .i .ia .ianai .ibabo .ibazabo .ibazibo .icabo .ie .iesai .iicai .ija'ebo .ije .iki'ubo .ini'ibo .iseju .iseki'ubo .isemu'ibo .o'e .o'ocu'i .oi .u'a .u'o .u'u .ua .ue .uesai .uinai .uisai .uisaidai .uo .uu ba'e ba'o ba badri bajra baku banfi banli banzu barda bartu bazi baziku bazu be'o be bebna bei bernanjudri bersa berti bi'unai bilga bitmu blabi blaci bo botpi bradi brife bu'o bu'u bu by.by. ca'o ca cabnacabdei cabdeicabna cadzu cafne caku canci canko canlu carmi carna cartu carvi casnu catlu ce'u ce cedra censa cerni certu ci ciblu cidni cikna cilce cilre cimoicinla cipni ciska citka cizra ckaji ckiku ckule cladu clani clira cliva cmacma cmalu cmana cmene cnebo cnita co'a co'e co'i co'u co condi cpana crane crepu crino ctuca cu'i cu cukta culno cumki cupra curmi cusku da'i da dai dakfu dandu danlu darsi darvistci daski dasni degji degygutci denpa dertu derxi di'a di'e di'u dirba dirce dizlo djedi djica djuno do'anai do doi donri drani drata drudi du'e du'u du fa'a fa'u fa facki fadni fagri fai fanmo fanza farlu fasnu fau fe'u fe ferti fi'o fi finpe finti flaume flecu fo foldi fu'e fu'o ga'u ga ganai ganlo ganse gapru gaskre gasnu gau ge genxu gi'a gi'e gi'i gi gidva glare gleki go'i goi grana grutrxananase gugde gundi gunse gusni ja'e ja'o ja jai jalge jamfu jamna janco jarco javni jbini jdari jdice jduli je'a je'e je'u je jei jenai jersi jetce jetnu jgari ji'a ji'asai ji'i jibni jinto jinvi jo'u joi ju'a ju'i ju'o jubme jukpa junla ka'e ka'u ka kabri kajna kakne kalri kanla kansa kau kavbu ke'a ke kei kelci kerlo kevna ki'u ki kilto klama ko kojna korbi korcu kosta krefu krixa kroringa kruji ku'i ku kucli kumfa kunti la'a la'asai la'e la'edi'e la'edi'u la ladru lanzu le'e le'i le ledu'u lego'i lei leka lenei lenku lenu lerci lerfu lesi'o li'u li lifri lindi linji linsi lisri litru lo'e lo'i lo loi loldi lonu lu'a lu'i lu lubu ma mai makau mamta manci manku mapti marji masno matne me'e me mei melbi menli mensi mi'a mi'o mi midju milxeminde minli mintu mixre mlana mlatu mo'i mo'o mo'u

morji morsi mu'a mu'anai mu'i mu mulno murta mutce muvdu my. na'e na nai najnimre naku nanba nanla ne'a ne'i ne ni'a ni'o nicate ninmu nixli no noi noroi nu'o nu nupre nuzlo pa'o pa pacna pagre palta pamai pamoi panci pare'uku pau pe'a pe'i pe pei pelji pendo penmi pensi pezlipi'i pimlu pinta pinxe pixra platu plipe pluka pluta po'o poi polje porsi prali prenu preti prije prina pu'i pu'o pu pulji punji purdi ractu rai raktu ranji rarna ratcu re'o re remai remei remna rere'u retsku ri'a ri rigni rinka rirxe ro'a ro roi ru'u ru rutrceraso sai sakta salpo sampu sance sanga sanji sanli sanmi savru se'i se sedu'u sei seja'eku sela'u semu'ibo senva serti siclu sidju simlu simsa simxu sipna sirji skicu slabu sligu smacu smudukti smuni snada so'i so'o so'u solji solri sovda spaji spati spuda spusku sraji sraku sralo sruri stedu stela stuzi su'e su'o su'oroi sudga sukxa sunsicyjudri sutra ta'e ta'eku ta'i ta'o tadji tagji tai tatpi tavla tcadu tcica tcidu tcika tcita te terdi terpa ti tirna tirxu tisna to'isa'a to'o to toi tolcanzi tolpu'i tordu traji tricu trixe troci tu'a tubnu tugni tumla tunta tuple va'e va'o va'u va vacri vajni valsi vanci vasru vau ve'a vensa verba vi'i vi vikmi vindu vinji virnu viska vlipa vo vofli voi vorme vreji vrusi vu'i vu'o vu vy. xabju xajmi xamguxamsi xance xanka xanri xanto xarci xirnzebra xo xokau xrani xruki xrula xu xunblabi xunre za'a za'o za'ure'u za zarci zbasu zdani ze'a ze'e ze'i zenba zgana zi'e zi zifre zmadu zo'u zo zu'e zu'u zunkte zutse zvafa'i zvati

An Aesop's fable

ni'o la berti brife jo'u la solri
.i la berti brife jo'u la solri pu troci leka
djuno ledu'u makau traji leka vlipa vau fo
le'i me lenei .icabo le pa litru noi dasni lo
glare kosta cu mo'u klama
.i lu'i le remei pu simxu leka tugni fi lenu
traji leka vlipa fa le traji be leka clira fa
lonu ce'u snada leka gasnu lenu le pa litru
co'u dasni le kosta
.i baku la berti brife co'a traji cupra le brife
.i ku'i lonu by.by. zenba leka cupra le xokau
brife cu rinka lonu le pa litru cu zunkte leka
zenba leka sela'u li xokau se tagji le kosta
.ibazabo la berti brife co'u troci
.i baku la solri co'a dirce lo milxe glare
.ibazibo le pa litru co'u dasni le kosta
.iseki'ubo la berti brife co'a bilga tugni fi
lonu la solri cu traji leka vlipa vau fo la
berti brife ce la solri

The North Wind and the Sun
The North Wind and the Sun were
disputing which was the stronger,
when a traveler came along wrapped
in a warm cloak.
They agreed that the one who first
succeeded in making the traveler
take his cloak off should be
considered stronger than the other.
Then the North Wind blew as hard as
he could, but the more he blew the
more closely did the traveler fold his
cloak around him; and at last the
North Wind gave up the attempt.
Then the Sun shined out warmly, and
immediately the traveler took off his
cloak.
And so the North Wind was obliged
to confess that the Sun was the
stronger of the two.

2. Terry, the Tiger, visits the big city

The text in Lojban here uses non-standard with additional punctuation marks that

do not add any meaning but serve the purpose of a visual guide.

.i le tixu be me'e zo .teris. cu klama le barda tcadu

.i la .maikl.turnianskis. di'e finti
.i le pa tixu be me'e zo .teris. pu ki kansa le pendo be lenei leka xabju le foldi be loi spati .i me le bi'unai pendo fa le pa xanto be me'e zo .elis. fa le pa xirnzebra be me'e zo .zois. .i la .teris. ze'e ta'e djica lenu lenei cu litru klama le pa barda tcadu voi fa'a ke'a ta'eku le'e vinji ga'u vofli klama .isemu'ibo ca pa donri la .teris. co'a cadzu klama le bi'unai barda tcadu

.i baziku la .teris. co'a klama le pa rirxe gi'e retsku fi le pa finpe pe ne'i le rirxe fe le sedu'u makau pluta le tcadu .i le finpe fi la .teris. cu spusku fe lu «ko cadzu ne'a le bu'u rirxe ze'a le djedi be li ci .ibabo do viska ru» li'u .i la .teris. cu se gidva tu'a lubu .ije ca le fanmo be le cimoi be le'i donri la .teris. cu viska le so'o te gusni pe le bi'unai .uisaidai tcadu .isemu'ibo la .teris. co'i platu fi lenu ri ba cadzu ze'a le nichte

ni'o ca le cerni la .teris. mo'u klama le pa zarci noi se stuzi le korbi be le tcadu .i le pa nanla cu zvati le stuzi .i «lu .iicai tixu» li'u se cusku le bi'unai nanla .i «lu .iicai nanla» li'u se cusku la .teris. (to .i le bi'unai nanla fa'u la .teris. pu no roi zgana lo tixu fa'u lo nanla toi) .i le nanla noi se cmene zo .mulis. goi my. ganse lenu la .teris. na bradi .iseki'ubo preti fi le nanla fe lenu la .teris. cu djica lenu ri gau my. se slabu le tcadu .i «lu .iesai .i ku'i ca je'a se djica mi fa lonu mi ze'a sipna .i mi mutce leka tatpi» li'u se cusku la .teris.

.i lu «je'e do .i mi'o zifre leka klama le zdani be mi» li'u se cusku la .mulis.

.iseki'ubo le remei cu cadzu klama le zdani be la .mulis.

ni'o ca lenu le remei mo'u klama le zdani vau la .mulis. cu retsku fi le mamta be ri fe «lu gau mi .e'o .e'a pei le tixu cu kansa mi leka klama le zdani» li'u

.i «lu .e'a doi la .mulis.» li'u se cusku le

Terry the Tiger Visits the Big City.

created by Michael Turniansky

Terry the Tiger lived with his friends in the jungle. His friends were Elly the Elephant and Zoe the Zebra.

Terry always wanted to visit the big city, where the planes flew overhead to. So one day, Terry started to walk to the big city.

Soon, Terry came to a river, and asked a fish in it the way to the city.

The fish told Terry "Walk along the river for three days, and then you will see it". Terry followed that advice. At the end of the third day, Terry saw several lights of the city (Hooray!). So Terry decided to continue walking the whole night long.

In the morning, Terry arrived at a marketplace, which was at the edge of the city. There was a boy there. "Aiee! A tiger!" said the boy. "Aiee! A boy!" said Terry (for the boy had never seen a tiger before, and Terry had never seen a boy before). The boy, who was Mooli, could tell that Terry was friendly, so he asked Terry if he would like to be shown the city. "Oh, yes! But what I really want right now is some sleep. I'm very tired," said Terry.

"Okay, we can go to my house," said Mooli.

So the two of them walked to Mooli's house.

When they got to his house, Mooli asked his mother, "Is it okay if I bring a tiger home?"

"Sure, Mooli" said his mother,

.i le tixru be me'e zo .teris. cu klama le barda tcadu

mamta .iki'ubo ri jinvi ledu'u la .mulis. cu kelci zukte lo tcica
.i seja'eku gau la .mulis. zvati fa la .teris. le kumfa be my. .ije la .teris. co'a sipna ga'u je re'o le loldi .icabo la .mulis. cu zukte leka klama le bartu vau lenu my. kelci
ni'o le mamta za krixu cusku lu «doi la .mulis. ca tcika lenu vanci sanmi .i ju'i la .mulis.» li'u .i le mamta cu klama le kumfa pe la .mulis. gi'e viska la .teris. ca lenu ri sipna .i le mamta co'a krixu cusku «lu .iicai le tixru co'i citka le bersa be mi .i doi pulji ko sidju .i ko sidju .i doi pulji .i tixru .i tixru .i ko sidju li'u» gi'e to'o bajra
.i le savru cu rinka lenu la .teris. co'a cikna .i ri plipe pa'o le canko gi'e bajra klama le zdani be lenei bei ne'i le foldi be loi spati gi'e nupre fi lenei fe leka noroi ba cliva le bi'unai foldi

Terry the Tiger Visits the Big City.

because she thought he was just pretending.

So he brought Terry to his room, and Terry went to sleep on the floor, while Mooli went outside to play.

A while later, his mother called, "Mooli, time for dinner... Mooli?" She went to Mooli's room and saw Terry, who was sleeping. She cried out, "Aaaah! A tiger has eaten my son! Police, help! Help! Police! Tiger! Tiger! Help!" and ran out.

The noise woke Terry, who leaped through the window, and ran back to his home in the jungle, promising never again to leave it.

3. There will come soft rains

Lojban translation	English original	Back translation from Lojban
ba milxe bo carvi .i finti fa la .saras.tizdeil.	There Will Come Soft Rains Written by Sara Teasdale	There will be mild rains Sara Teasdale invented.
.i ba milxe bo carvi .i panci lo dertu	There will come soft rains and the smell of the ground,	There will be mild rains. It smells of the ground.
.i le cipni ba sutra bo vofli co certu	And swallows circling with their shimmering sound;	Birds will skillfully rapidly fly.
.i le banfi ba sanga .i melbi bo vanci	And frogs in the pools singing at night,	The frogs will sing. It is a beautiful evening.
.i le flaume bo tricu ba blabi se manci	And wild plum trees in tremulous white,	The plum-trees will be white-marvelous.
.i le gunse ba dasni le fagri bo pimlu	Robins will wear their feathery fire	Geese will wear fire- feathers.
gi'e siclu fe le jai se gleki co simlu	Whistling their whims on a low fence-wire;	and whistle seemingly happy melodies.
.i se slabu le jamna fa no cmalu danlu	And not one will know of the war, not one	No small animal will know the warriors.
.i no stuzi le xarci ba su'o roi canlu	Will care at last when it is done.	No place will ever be taken by the weapons.

Lojban translation	English original	Back translation from Lojban
ba milxe bo carvi .i finti fa la .saras.tizdeil.	There Will Come Soft Rains Written by Sara Teasdale	There will be mild rains Sara Teasdale invented.
.i no cipni ba xanka fa no jdari tricu fe le fanmo be mi'a noi no da ba skicu	Not one would mind, neither bird nor tree If mankind perished utterly;	No bird will worry, neither any strong tree about the end of us who no one will tell about.
.i la vensa ba cikna ke viska le cmana .i te mintu le jalge .i vy. ri na zgana	And Spring herself, when she woke at dawn, Would scarcely know that we were gone.	Spring will awakingly see the mountains. The outcome is equal. Spring doesn't observe it.

4. Alice in Wonderland

An extract.

la .alis. cu zvati la se manci tumla .i finti fa
la .lu,is.karol.

ni'o ni'o pa mo'o mo'i ni'a le kevna pe le
ractu

ni'o la .alis. co'a tatpi lenu ri zutse re'o le
mensi be .a bu goi la .alis. le korbi be le
rirxe gi'e zakte fi no da .i mu'a .a bu cu so'u
roi sutra catlu le cukta poi le mensi cu tcidu
.i ku'i le cukta cu cukta no pixra .e no vreji
be lonu casnu .i lu ja'o ma prali fi le cukta
to'isa'a pensi cusku fa .abu toi fi le cukta poi
cukta no pixra .e no vreji be lonu casnu li'u

ni'o la .alis. ca'o se menli jdice fu'e ta'o se
rai leka kakne poi se curmi le glare donri noi
rinka lonu la .alis. cu lifri leka djica lonu ri
sipna kei gi'e bebna fu'o fi le jei lonu pluka
fa lonu zbasu lo xrula linsi cu naku naku
jalge lo raktu poi nu co'a sanli gi'e crepu lo
xrula .icabo suksa fa lonu le pa blabi ractu
ku noi se kanla lo xunblabi cu bajra ne'a la
.alis.

ni'o la'edi'u na'e ba'e mutce leka cizra .i ji'a
jenai la .alis. cu jinvi ledu'u ba'e mutce leka
na'e fadni vau fa lonu tirna lonu ju'a le ractu
cu cusku fi lenei fe lu .oi ro'a .oi ro'a mi jai
lerci li'u to baku la .alis. ca lonu ri pensi

Alice in Wonderland. Written by
Lewis Carroll.

CHAPTER I. Down the Rabbit-Hole

Alice was beginning to get very tired
of sitting by her sister on the bank,
and of having nothing to do: once or
twice she had peeped into the book
her sister was reading, but it had no
pictures or conversations in it, 'and
what is the use of a book,' thought
Alice 'without pictures or
conversations?'

So she was considering in her own
mind (as well as she could, for the
hot day made her feel very sleepy
and stupid), whether the pleasure of
making a daisy-chain would be
worth the trouble of getting up and
picking the daisies, when suddenly a
White Rabbit with pink eyes ran
close by her.

There was nothing so VERY
remarkable in that; nor did Alice
think it so VERY much out of the
way to hear the Rabbit say to itself,
'Oh dear! Oh dear! I shall be late!'

la .alis. cu zvati la se manci tumla .i finti fa
la .lu,is.karol.

la'edi'u co'a jinvi fi ri fe ledu'u da'i pu rarna
fa lonu la .alis. cu manci .i ku'i caku le fasnu
cu simlu leka rarna toi .i ku'i ca lonu le ractu
fu'e .uesai co'a jgari le junla le daski be le
kosta fu'o gi'e catlu le junla gi'e di'a sutra
kei la .alis. co'a spaji sanli ki'u lonu ke pe'a
lindi pagre le menli be la .alis. fa lesi'o ri pu
noroi viska lo ractu poi dasni lo kosta poi se
daski .a lo junla pe lonu punji to'o ri .ije la
.alis. ri'a lonu ri kucli cu bajra pagre le foldi
gi'e jersi le ractu gi'e .u'a viska lonu le ractu
cu canci mo'i ne'i le pa barda ke kevna pe
lo'e ractu zi'e noi cnita le spati bitmu

ni'o baziku la .alis. mo'i ne'i jersi le ractu
gi'e no roi pensi lonu ta'i ba'e ma kau lenei
ba di'a bartu

ni'o le kevna ve'a tubnu sirji gi'e suksa salpo
fi lo cnita .i tai suksa .ija'ebo la .alis. na zifre
leka ze'i su'o da pensi lonu ri zakte leka co'u
klama vau pu lonu ju'a la .alis. ca'o farlu
bu'u le pa mutce condi jinto

ni'o ga le jinto cu mutce leka condi gi la
.alis. cu mutce leka masno leka farlu .ini'ibo
le se ranji be lenu farlu cu banzu lonu catlu
lei sruri gi'e kucli ledu'u bazi fasnu .i pamai
la .alis. cu troci leka catlu le cnita gi'e facki
ledu'u lenei makau klama .i ku'i manku ja'e
lenu na ka'e viska .i remai la .alis. cu catlu le
mlana be le jinto gi'e facki ledu'u le mlana
cu culno le se kajna be fi tu'a lo kabri .a lo
cukta .i la .alis. cu viska tu'a le so'o cartu .e
le so'o pixra vu'o noi dandu fi le so'o genxu .i
la .alis. co'a tolpu'i le pa botpi pa le kajna ca
lonu lenei ne'a muvdu .i le botpi cu se tcita
lu najnimre jduli li'u gi'e ku'i .u'a nai kunti .i
la .alis. mu'i lonu ri terpa lonu da'i ri jai gau
morsi fai su'o da cu na djica lonu ri curmi

Alice in Wonderland. Written by
Lewis Carroll.

(when she thought it over
afterwards, it occurred to her that
she ought to have wondered at this,
but at the time it all seemed quite
natural); but when the Rabbit
actually **TOOK A WATCH OUT OF
ITS WAISTCOAT-POCKET**, and
looked at it, and then hurried on,
Alice started to her feet, for it
flashed across her mind that she
had never before seen a rabbit with
either a waistcoat-pocket, or a
watch to take out of it, and burning
with curiosity, she ran across the
field after it, and fortunately was
just in time to see it pop down a
large rabbit-hole under the hedge.

In another moment down went Alice
after it, never once considering how
in the world she was to get out
again.

The rabbit-hole went straight on like
a tunnel for some way, and then
dipped suddenly down, so suddenly
that Alice had not a moment to think
about stopping herself before she
found herself falling down a very
deep well.

Either the well was very deep, or
she fell very slowly, for she had
plenty of time as she went down to
look about her and to wonder what
was going to happen next. First, she
tried to look down and make out
what she was coming to, but it was
too dark to see anything; then she
looked at the sides of the well, and
noticed that they were filled with
cupboards and book-shelves; here
and there she saw maps and
pictures hung upon pegs. She took
down a jar from one of the shelves
as she passed; it was labelled
'ORANGE MARMALADE', but to her

la .alis. cu zvati la se manci tumla .i finti fa
la .lu,is.karol.

lonu le botpi cu farlu .iseki'ubo la .alis. cu
sutra leka punji le botpi le pa me le se kajna
ca lonu lenei ne'a farlu

ni'o lu .uo to'isa'a pensi cusku fa la .alis. fi
lenei toi da'i ca lonu mi ba'o farlu tai ti vau
mi ba'o xanka lonu mi farlu fo lo serti .i fe lu
.ua virnu li'u fa le se lanzu ba cusku co jinvi
be fi mi .i .u'o mi no da cusku ba ji'asai lonu
mi farlu fi lo drudi be lo zdani to'isa'a
la'edi'u la'asai jetnu toi li'u

ni'o mo'i ni'a je ni'a je ni'a .i xu lenu farlu cu
noroi mulno .i lu mi farlu vi'i le minli be li xo
.a'u to'isa'a cladu cusku fa la .alis. toi .i .ia
mi pu'o jibni le midju be le terdi .i ka'u kilto
leka minli li vo vau leka sraji to'isa'a .o'e dai
bu'o la .alis. pu cilre so'o da la'edi'u le ckule
.i zu'u le cabna ki'u lonu no da tirna la .alis.
cu na ba'e mutce le ka mapti lonu jarco leka
djuno .i zu'u nai lonu za'ure'u cusku cu
xamgu la .alis. leka cilre toi .i .ie se'i le se
minli cu jibni drani .i ku'i .a'u ma ti
bernanjudri gi'e sunsicyjudri to la .alis. na
sai djuno ledu'u makau smuni ga zo
bernanjudri gi zo sunsicyjudri .i ku'i lego'i
cu jinvi ledu'u melbi je banli valsai toi li'u

ni'o caku la .alis. cu za'ure'u di'a cusku .i lu
.a'u mi ba farlu ba'e pagre le terdi .i ba
xajmi fa lenu tolcanci ne'a lo prenu poi
cadzu fau lonu le stedu be ke'a cu cnita vau
fa ke'a .i lo'e tai prenu cu se cmene zo
smudukti pe'i to'isa'a la .alis. ca gleki lonu
no da tirna .i ki'u bo lo valsai na sai drani toi
.i ku'i .ei mi retsku fi lo se gugde fe le se
du'u ma kau cmene le gugde .i lu pau doi
ninmu ti nuzlo gi'i sralo li'u to'isa'a .i la .alis.

Alice in Wonderland. Written by
Lewis Carroll.

great disappointment it was empty:
she did not like to drop the jar for
fear of killing somebody, so
managed to put it into one of the
cupboards as she fell past it.

Well!' thought Alice to herself, 'after
such a fall as this, I shall think
nothing of tumbling down stairs!
How brave they'll all think me at
home! Why, I wouldn't say anything
about it, even if I fell off the top of
the house!' (Which was very likely
true.)

Down, down, down. Would the fall
NEVER come to an end! 'I wonder
how many miles I've fallen by this
time?' she said aloud. 'I must be
getting somewhere near the centre
of the earth. Let me see: that would
be four thousand miles down, I
think—' (for, you see, Alice had
learnt several things of this sort in
her lessons in the schoolroom, and
though this was not a VERY good
opportunity for showing off her
knowledge, as there was no one to
listen to her, still it was good
practice to say it over) '—yes, that's
about the right distance—but then I
wonder what Latitude or Longitude
I've got to?' (Alice had no idea what
Latitude was, or Longitude either,
but thought they were nice grand
words to say.)

Presently she began again. 'I
wonder if I shall fall right
THROUGH the earth! How funny
it'll seem to come out among the
people that walk with their heads
downward! The Antipathies, I
think—' (she was rather glad there
WAS no one listening, this time, as it
didn't sound at all the right word)
'—but I shall have to ask them what

la .alis. cu zvati la se manci tumla .i finti fa
la .lu,is.karol.

ca lonu ri tavla cu troci leka krörinsa .i ko se
xanri leka krörinsa ca lonu do farlu .i xu do
snada toi .i djuno be no da ke cmalu nixli sei
le ninmu ba jinvi be ki'u lonu mi retsku .i .ei
mi noroi retsku .i la'a cu'i je mi viska lo
cmene noi pu'i se ciska bu'u da li'u

ni'o mo'i ni'a je mo'i ni'a je mo'i ni'a .i ka'e
zunkte no drata be la'edi'e .iseki'ubo la .alis.
za'ure'u co'a tavla .i lu ju'o baku la .dinas. ca
le vanci be le cabdei cu mutce badri lonu mi
na kansa to'isa'a la .dinas. cu mlatu toi .i .a'o
le se lanzu ba morji tu'a loi ladru pe ne'i lo
palta zi'e pe se va'u la .dinas. ca le cedra be
lonu sanmi .i doi la .dinas. noi dirba mi vau
do mi kansa .au lenu vi cnita .i .u'u no smacu
cu zvati lei vacri .i ku'i do ka'e kavbu lo ka'u
vofli ratcu noi ka'u mutce leka simsa le'e
smacu .i ku'i .a'u xu cafne fa lonu lo'e mlatu
cu citka lo'e vofli ratcu li'u .i caku la .alis.
co'a lifri leka pu'o sipna .i je .abu di'a je fi'o
se senva fe'u cusku fi lenei lu xu lo'e mlatu
cu citka lo'e vofli ratcu .i xu lo'e mlatu cu
citka lo'e vofli ratcu li'u .e su'o roi bo lu xu
lo'e vofli ratcu cu citka lo'e mlatu li'u .i ku'i
le se porsu cu na mutce vajni ki'u lonu la
.alis. na ka'e spuda su'o le re preti .i la .alis.
cu lifri leka zenba leka sipna .i je .abu co'a
senva lonu ri kansa la .dinas. gi'e jgari lo
xance be ri gi'e cusku lu ju'i la .dinas. ko mi
skicu lo jetnu .i xu do su'o roi citka lo vofli
ratcu li'u .i ca bo sei sance be fa lo simsa zo
.tamtam. la .alis. co'i klama lo cpana be lo
derxi be lo grana jo'u lo sudga pezli .i je lenu
farlu cu mulno

ni'o la .alis. no va'e leka se xrani kei gi'e bazi
sanli fi le jamfu gi'e semu'ibo catlu lei gapru
noi ku'i mulno leka manku .ije crane la .alis.
fa le pa drata ke clani vorme .i le blabi ractu

Alice in Wonderland. Written by
Lewis Carroll.

the name of the country is, you
know. Please, Ma'am, is this New
Zealand or Australia?' (and she tried
to curtsey as she spoke—fancy
CURTSEYING as you're falling
through the air! Do you think you
could manage it?) 'And what an
ignorant little girl she'll think me for
asking! No, it'll never do to ask:
perhaps I shall see it written up
somewhere.'

Down, down, down. There was
nothing else to do, so Alice soon
began talking again. 'Dinah'll miss
me very much to-night, I should
think!' (Dinah was the cat.) 'I hope
they'll remember her saucer of milk
at tea-time. Dinah my dear! I wish
you were down here with me! There
are no mice in the air, I'm afraid, but
you might catch a bat, and that's
very like a mouse, you know. But do
cats eat bats, I wonder?' And here
Alice began to get rather sleepy, and
went on saying to herself, in a
dreamy sort of way, 'Do cats eat
bats? Do cats eat bats?' and
sometimes, 'Do bats eat cats?' for,
you see, as she couldn't answer
either question, it didn't much
matter which way she put it. She
felt that she was dozing off, and had
just begun to dream that she was
walking hand in hand with Dinah,
and saying to her very earnestly,
'Now, Dinah, tell me the truth: did
you ever eat a bat?' when suddenly,
thump! thump! down she came upon
a heap of sticks and dry leaves, and
the fall was over.

Alice was not a bit hurt, and she
jumped up on to her feet in a
moment: she looked up, but it was
all dark overhead; before her was

la .alis. cu zvati la se manci tumla .i finti fa
la .lu, is. karol.

za'o se viska gi'e sutra leka litru le vorme .i
.ei la .alis. na denpa .i la .alis. cu klama tai
tu'a lo brife gi'e ge jai cabna gi snada lo ka
tirna kei vau lonu le ractu cu cusku lu .oi doi
le kerlo .e le gaskre vu'o pe mi co'a mutce
leka lerci li'u .i la .alis. cu jibni trixe le ractu
ca lonu ri carna ru'u le kojna .i ku'i le ractu
ca ba'o se viska .i la .alis. cu facki ledu'u ri
zvati le pa kumfa noi clani leka pinta kei gi'e
tordu leka sraji zi'e noi se gusni fi le se linji
noi dandu le drudi

ni'o le kumfa cu se sruri lei so'i vorme .i ku'i
ro me ri cu se stela ganlo .i la .alis. ca lonu
ri ba'o ku litru le pamoi be le'i mlana .e le
drata mlana gi'e troci tu'a ro vorme cu badri
cadzu bu'u le midju gi'e kucli ledu'u ta'i
makau lenei ba za'ure'u bartu

ni'o fi'o sukxa la .alis. cu penmi le cmalu
jubme noi se tuple ci da gi'e marji lo sligu
blaci .i cpana le jubme fa ke po'o le cmacma
ke solji ckiku .i pare'uku la .alis. cu jinvi
ledu'u le ckiku cu ckiku pa stela be le vorme
pe le kumfa .i ku'i .uinai ro da poi me le
stela zo'u ga da du'e va'e leka barda gi le
ckiku cu du'e va'e leka cmalu .iseju le ckiku
fai no vorme ka'e jai gau kalri .i ku'i la .alis.
ca lenu ri rere'u ru'u litru cu penmi le dizlo
murta noi la .alis. pu nu'o sanji .i le murta cu
murta le cmalu vorme noi degygutci li ji'i pa
mu .i la .alis. cu troci leka co'e le cmalu ke
solji ckiku le stela .ije .uisai mapti

ni'o la .alis. cu jai gau kalri fai le vorme gi'e
zgana lenu ri vorme le cmalu pluta voi na
zmadu lo'e kevna pe lo ratcu leka barda .i
.uo la .alis. co'a sanli fi le cidni gi'e catlu fa'a
le fanmo be le pluta be'o noi .ue traji leka
melbi vau lo'i purdi poi pu'i su'oroi viska lu'a
ke'a .i caku la .alis. cu djica lonu ri co'a
bartu le manku kumfa gi'e cadzu jbini le va

Alice in Wonderland. Written by
Lewis Carroll.

another long passage, and the White
Rabbit was still in sight, hurrying
down it. There was not a moment to
be lost: away went Alice like the
wind, and was just in time to hear it
say, as it turned a corner, 'Oh my
ears and whiskers, how late it's
getting!' She was close behind it
when she turned the corner, but the
Rabbit was no longer to be seen: she
found herself in a long, low hall,
which was lit up by a row of lamps
hanging from the roof.

There were doors all round the hall,
but they were all locked; and when
Alice had been all the way down one
side and up the other, trying every
door, she walked sadly down the
middle, wondering how she was
ever to get out again.

Suddenly she came upon a little
three-legged table, all made of solid
glass; there was nothing on it except
a tiny golden key, and Alice's first
thought was that it might belong to
one of the doors of the hall; but,
alas! either the locks were too large,
or the key was too small, but at any
rate it would not open any of them.
However, on the second time round,
she came upon a low curtain she
had not noticed before, and behind
it was a little door about fifteen
inches high: she tried the little
golden key in the lock, and to her
great delight it fitted!

Alice opened the door and found
that it led into a small passage, not
much larger than a rat-hole: she
knelt down and looked along the
passage into the loveliest garden
you ever saw. How she longed to get
out of that dark hall, and wander
about among those beds of bright

la .alis. cu zvati la se manci tumla .i finti fa
la .lu,is.karol.

zdani be le carmi xrula be'o jo'u le va lenku
ke jetce jinto .i ku'i je la .alis. na ka'e jai zu'e
pagre fai le ji'a stedu le kevna .i lu da'i lonu
le .ianai mu'anai stedu be mi ka'e pagre
to'isa'a se pensi la .uu .alis. toi cu so'u va'e
leka prali vau fau lonu na co'e le janco be mi
.i .au mi ne tai le'e darvistci ka'e se polje .i
pe'i mi da'i ka'e go'i fau lonu mi djuno ledu'u
mi ta'i ma kau co'a go'i li'u .i za'a dai so'i
cizra pu ze'a ca fasnu .i ja'e bo la .alis. co'a
jinvi ledu'u su'e so'u fasnu naku ka'e ku
cumki

ni'o simlu leka na prali fi lonu denpa ne'a le
cmalu vorme .iseki'ubo la .alis. di'a klama le
jubme fau lonu ri so'o va'e leka pacna lonu ri
zvafa'i lo drata ckiku .a lo do'anai cukta be
lo javni be lo tadji be lonu polje lo'e remna
ne tai lo'e darvistci .i ca le ca krefu la .alis.
cu zgana le cmalu botpi noi cpana le jubme
(to lu ju'o pu na zvati ti li'u se cusku la .alis.
toi) .i sruri le cnebo be le botpi fa le pa pelji
tcita noi le valsı voi du lu ko mi pinxe cu
ckaji leka le pixra be ce'u cu melbi prina
ke'a gi'e me vu'i le barda lerfu

ni'o .o'ocu'i xamgu fa lenu cusku lu ko mi
pinxe li'u .i ku'i la .alis. noi prijı cu na platu
fi lonu ri bazi zakte la'e ba'e di'u .i lu .ainai .i
.ai pa mai mi catlu to'isa'a la .alis. cu cusku
toi gi'e facki ledu'u xu kau ru se tcita zo
vindu li'u .i la .alis. pu tcidu le so'o vreji be
lo melbi ke cmalu lisri be le verba voi se
xrani tu'a loi fagri gi'a se citka le cilce danlu
gi'a lifri le drata rigni vau fa ke'a ki'u lonu
ke'a na ba'e morji le sampu javni voi le
pendo be ke'a cu ctuca ke'a zi'e noi mu'a du
ledu'u lo'e xunre glare tunta cu fagri jai
xrani lo'e za'o jgari be ri zi'e noi mu'a du
ledu'u nu lo'e degji va'o lonu ri ba'e mutce
leka condi leka se sraku lo'e dakfu cu ta'e
vikmi loi ciblu .i la .alis. noroi co'u morji
ledu'u lo'e prenu ganai pinxe lo'e du'e se
botpi be lo se tcita be zo vindu gi bazi ja

Alice in Wonderland. Written by
Lewis Carroll.

flowers and those cool fountains, but
she could not even get her head
through the doorway; 'and even if
my head would go through,' thought
poor Alice, 'it would be of very little
use without my shoulders. Oh, how I
wish I could shut up like a
telescope! I think I could, if I only
knew how to begin.' For, you see, so
many out-of-the-way things had
happened lately, that Alice had
begun to think that very few things
indeed were really impossible.

There seemed to be no use in
waiting by the little door, so she
went back to the table, half hoping
she might find another key on it, or
at any rate a book of rules for
shutting people up like telescopes:
this time she found a little bottle on
it, ('which certainly was not here
before,' said Alice,) and round the
neck of the bottle was a paper label,
with the words 'DRINK ME'
beautifully printed on it in large
letters.

It was all very well to say 'Drink
me,' but the wise little Alice was not
going to do THAT in a hurry. 'No, I'll
look first,' she said, 'and see
whether it's marked "poison" or not';
for she had read several nice little
histories about children who had got
burnt, and eaten up by wild beasts
and other unpleasant things, all
because they WOULD not remember
the simple rules their friends had
taught them: such as, that a red-hot
poker will burn you if you hold it too
long; and that if you cut your finger
VERY deeply with a knife, it usually
bleeds; and she had never forgotten
that, if you drink much from a bottle
marked 'poison,' it is almost certain

la .alis. cu zvati la se manci tumla .i finti fa	Alice in Wonderland. Written by
la .lu, is. karol.	Lewis Carroll.
bazu se fanza	to disagree with you, sooner or later.
ni'o ku'i ti voi botpi cu na se tcita zo vindu	However, this bottle was NOT
.iseki'ubo la .alis. cu darsi leka jai zu'e ganse	marked 'poison,' so Alice ventured
le se vasru .ije le go'i fau lenu ri facki ledu'u	to taste it, and finding it very nice,
pluka (to je'u vrusi lo mixre be lo tisna be loi	(it had, in fact, a sort of mixed
rutrceraso be'o jo'u lo kruji be loi sovda be'o	flavour of cherry-tart, custard, pine-
jo'u lo grutrxfanase jo'u lo se jukpa xruxi	apple, roast turkey, toffee, and hot
jo'u lo sakta matne jo'u lo glare ke nanba poi	buttered toast,) she very soon
kansa lo matne toi) cu zi mo'u pinxe	finished it off.

5. Kubla Khan

An extract.

la .kublaXAN.

.i la .samu, el. tailor. kolridj. di'e finti
.i

vi la .can. duv. la .kublaXAN.

cu minde fi le melbi vi

la .alf. noi censa rirxe lei

noi so'i mei vau kevna fo

le nicta xamsi pe vu .i

.uo li re pi'i mu se minli

lei ferti dertu joi lei noi cinla

vau korcu flecu joi lei purdi

joi le se panci tricu .i lei foldi

be le cmana .e le tricu voi na se
gundi

cu sruri le se gusni crino co condi

Kubla Khan

written by Samuel Taylor Coleridge

In Xanadu did Kubla Khan

A stately pleasure dome decree:

Where Alph, the sacred river, ran

Through caverns measureless to man

Down to a sunless sea.

So twice five miles of fertile ground

With walls and towers were girdled round:

And there were gardens bright with sinuous
rills.

Where blossomed many an incense-bearing
tree:

And here were forests ancient as the hills,

Enfolding sunny spots of greenery.

Lojban Words Glossary

All definitions in this glossary are brief and unofficial. Only the published dictionary is a truly official reference for word definitions. These definitions are here simply as a quick reference.

.a

logical connective: sumti afterthought or.

.abu

letteral for a.

.a'e

attitudinal: alertness - exhaustion.

.a'o

attitudinal: hope - despair.

.a'u

attitudinal: interest - disinterest - repulsion.

.ai

attitudinal: intent - indecision - rejection/refusal.

.ainai

attitudinal: intent - indecision - rejection/refusal.

.au

attitudinal: desire - indifference - reluctance.

ba

time tense relation/direction: will [selbri]; after [sumti]; default future tense.

mi ba bevri — I will bring it.

le'e snuti ba fasnu — Accidents will happen.

mi pu na ku kufra ba le nu ra cinba mi — I felt uncomfortable after she kissed me.

badri badri

x₁ is sad/depressed/dejected/[unhappy/feels sorrow/grief] about x₂ (abstraction).

ba'a

evidential: I expect - I experience - I remember.

ba'acu'i

evidential: I expect - I experience - I remember.

ba'anai

evidential: I expect - I experience - I remember.

ba'e

forethought emphasis indicator; indicates next word is especially emphasized.

mi djuno le du'u ma kau darxi ba'e la .alis. — I know who hit Alice specifically.

vajni ba'e mi — It's important to me (!)

ba'o

interval event contour: in the aftermath of ...; since ...; retrospective/perfect |
|----.

bai bai

bapli modal, 1st place (forced by) forcedly; compelled by force ...

bajra bajra

x_1 runs on surface x_2 using limbs x_3 with gait x_4 .

bakrecpa'o

$p_1 = r_1$ is a steak/beefsteak (flat cut of beef) from cow/cattle/kine/ox $p_2 = r_2$
 $= b_1$.

bakri bakri

x_1 is a quantity of/contains/is made of chalk from source x_2 in form x_3 .

baku

after that, in future

balsoi

$s_1 = b_1$ is a great soldier of army s_2 great in property b_2 (ka) by standard b_3 .

balvi balvi

x_1 is in the future of/later than/after x_2 in time sequence; x_1 is latter; x_2 is former.

banfi banfi

x_1 is an amphibian of species/breed x_2 .

bangu bangu

x_1 is a/the language/dialect used by x_2 to express/communicate x_3 (si'o/du'u, not quote).

xu do se bangu la .lojban. — Do you speak Lojban?

ra tavla fo le bangu be fi le mabla — He used foul language.

banli banli

x_1 is great/grand in property x_2 (ka) by standard x_3 .

banzu banzu

x_1 (object) suffices/is enough/sufficient for purpose x_2 under conditions x_3 .

bapu

time tense: will have been; (tense/modal).

barda barda

x_1 is big/large in property/dimension(s) x_2 (ka) as compared with standard/norm x_3 .

bartu bartu

x_1 is on the outside of x_2 ; x_1 is exterior to x_2 .

basti basti

x_1 replaces/substitutes for/instead of x_2 in circumstance x_3 ; x_1 is a replacement/substitute.

basygau

g_1 (agent) replaces/substitutes b_1 for/instead of b_2 in circumstance b_3 .

batci batci

x₁ bites/pinches x₂ on/at specific locus x₃ with x₄ .

bau bau

bangu modal, 1st place in language ...

bavla'i

b₁ = l₁ is next after b₂ = l₂ in sequence l₃ .

bavlamdei

d₁ = b₁ = l₁ is tomorrow; d₁ = b₁ = l₁ is the day following b₂ = l₂ , day standard d₃ .

baxso baxso

x₁ reflects Malay-Indonesian common language/culture in aspect x₂ .

bazi

soon ...

baziku

soon

bazu

in a long time ..

be

sumti link to attach sumti (default x₂) to a selbri; used in descriptions.

le tixnu be mi cu melbi — My daughter is pretty.

bebna bebna

x₁ is foolish/silly in event/action/property [folly] (ka) x₂ ; x₁ is a boob.

be'a

location tense relation/direction; north of.

be'o

elidable terminator: end linked sumti in specified description.

be'u

attitudinal modifier: lack/need - presence/satisfaction - satiation.

bei

separates multiple linked sumti within a selbri; used in descriptions.

bemro bemro

x_1 reflects North American culture/nationality/geography in aspect x_2 .

bengo bengo

x_1 reflects Bengali/Bangladesh culture/nationality/language in aspect x_2 .

bernanjudri

j_1 is the latitude/declination of j_2 in system j_3 .

bersa bersa

x_1 is a son of mother/father/parents x_2 [not necessarily biological].

berti berti

x_1 is to the north/northern side [right-hand-rule pole] of x_2 according to frame of reference x_3 .

bi'e

prefixed to a mex operator to indicate high priority.

bi'i

non-logical interval connective: unordered between ... and ...

bi'o

non-logical interval connective: ordered from ... to ...

bi'u

discursive: newly introduced information - previously introduced information.

bi'unai

discursive: newly introduced information - previously introduced information.

bilga bilga

x₁ is bound/obliged to/has the duty to do/be x₂ in/by standard/agreement x₃ ;
x₁ must do x₂ .

bilma bilma

x₁ is ill/sick/diseased with symptoms x₂ from disease x₃ .

bindo bindo

x₁ reflects Indonesian culture/nationality/language in aspect x₂ .

birka birka

x₁ is a/the arm [body-part] of x₂ ; [metaphor: branch with strength].

bitmu bitmu

x₁ is a wall/fence separating x₂ and x₃ (unordered) of/in structure x₄ .

blabi blabi

x₁ is white/very-light colored [color adjective].

blaci blaci

x₁ is a quantity of/is made of/contains glass of composition including x₂ .

blakanla

x₁ is an eye of x₂ and has a blue iris

blanu blanu

x₁ is blue [color adjective].

blari'o

c₁ is blue-green.

blaselkanla

x₁ has blue eyes

blolei

k_1 is a ship type/class within ships $b_1 = k_2$, with features k_3 .

bloti bloti

x_1 is a boat/ship/vessel [vehicle] for carrying x_2 , propelled by x_3 .

bo

short scope joiner; joins various constructs with shortest scope and right grouping.

boi

elidable terminator: terminate numeral or letteral string.

botpi botpi

x_1 is a bottle/jar/urn/flask/closable container for x_2 , made of material x_3 with lid x_4 .

bradi bradi

x_1 is an enemy/opponent/adversary/foe of x_2 in struggle x_3 .

brazo brazo

x_1 reflects Brazilian culture/nationality/language in aspect x_2 .

breidi breidi

x_1 is ready/prepared for x_2 (event).

bridi bridi

x_1 (du'u) is a predicate relationship with relation x_2 among arguments (sequence/set) x_3 .

brife brife

x_1 is a breeze/wind/gale from direction x_2 with speed x_3 ; x_1 blows from x_2 .

brito brito

x_1 reflects British/United Kingdom culture/nationality in aspect x_2 .

brivla

v_1 is a morphologically defined predicate word signifying relation b_2 in language v_3 .

broda broda

1st assignable variable predicate (context determines place structure).

brode brode

2nd assignable variable predicate (context determines place structure).

brodi brodi

3rd assignable variable predicate (context determines place structure).

brodo brodo

4th assignable variable predicate (context determines place structure).

brodu brodu

5th assignable variable predicate (context determines place structure).

bu

convert any single word to BY.

budjo budjo

x_1 pertains to the Buddhist culture/religion/ethos in aspect x_2 .

bu'a

logically quantified predicate variable: some selbri 1.

bu'e

logically quantified predicate variable: some selbri 2.

bu'i

logically quantified predicate variable: some selbri 3.

bu'o

attitudinal contour: start emotion - continue emotion - end emotion.

bu'ocu'i

attitudinal contour: start emotion - continue emotion - end emotion.

bu'onai

attitudinal contour: start emotion - continue emotion - end emotion.

bu'u

location tense relation/direction; coincident with/at the same place as; space equivalent of ca.

by.

letteral for b.

by.by.

letteral for BB

ca

time tense relation/direction: is [selbri]; during/simultaneous with [sumti]; present tense.

lei rirni pu zvati le barja .i ca bo lei verba cu kansa no da bu'u le zdani — The parents were in the bar; meanwhile the children were alone at home.

ko smaji ca le nu mi tavla — Be quite while I'm talking.

ca le nu do steba le nu do kansa no da zo'u ko morji le se gleki be mi'o mokca — When you feel frustrated about being lonely, remember the happy moments we had together.

mi pu prami do .i mi ca prami do .i mi ba prami do — I loved you. I love you. I will love you.

cabdei

$d_1 = c_1$ is today; $d_1 = c_1$ is the day occurring at the same time as c_2 , day standard d_3 .

cabna cabna

x_1 is current at/in the present of/during/concurrent/simultaneous with x_2 in time.

cadzu cadzu

x₁ walks/strides/paces on surface x₂ using limbs x₃ .

cafne cafne

x₁ (event) often/frequently/commonly/customarily occurs/recurs by standard x₂ .

cagyce'u

x₁ is a farming community with members x₂ .

ca'a

modal aspect: actuality/ongoing event.

ca'e

evidential: I define.

ca'o

interval event contour: during ...; continuative |-----|.

cai

attitudinal: strong intensity attitude modifier.

cakcinki

x₁ is a beetle of species x₂ .

caku

Now. At the present time.

calku calku

x₁ is a shell/husk [hard, protective covering] around x₂ composed of x₃ .

canci canci

x₁ vanishes/disappears from location x₂ ; x₁ ceases to be observed at x₂ using senses/sensor x₃ .

canko canko

x₁ is a window/portal/opening [portal] in wall/building/structure x₂ .

canlu canlu

x₁ is space/volume/region/room [at-least-3-dimensional area] occupied by x₂ .

carmi carmi

x₁ is intense/bright/saturated/brilliant in property (ka) x₂ as received/
measured by observer x₃ .

carna carna

x₁ turns about vector x₂ towards direction x₃ , turning angular distance / to
face point x₄

cartu cartu

x₁ is a chart/diagram/map of/about x₂ showing formation/data-points x₃ .

carvi carvi

x₁ rains/showers/[precipitates] to x₂ from x₃ ; x₁ is precipitation [not limited
to 'rain'].

casnu casnu

x₁ (s) (mass normally, but 1 individual/jo'u possible) discuss(es)/talk(s) about
topic/subject x₂ .

catlu catlu

x₁ looks at/examines/views/inspects/regards/watches/gazes at x₂ .

ce

non-logical connective: set link, unordered; "and also", but forming a set.

cedra cedra

x₁ is an era/epoch/age characterized by x₂ (event/property/interval/idea).

ce'a

2-word letteral/shift: the word following indicates a new font (e.g. italics,
manuscript).

ce'e

links terms into an afterthought termset.

ce'i

digit/number: % percentage symbol, hundredths.

ce'o

non-logical connective: ordered sequence link; "and then", forming a sequence.

ce'u

pseudo-quantifier binding a variable within an abstraction that represents an open place.

la .alis. la .an. cu zmadu le ka mi nelci ce'u — I like Alice more than Ann.

cei

selbri variable assignment; assigns broda series pro-bridu to a selbri.

censa censa

x₁ is holy/sacred to person/people/culture/religion/cult/group x₂.

centi centi

x₁ is a hundredth [1/100; 10⁻²] of x₂ in dimension/aspect x₃ (default is units).

cerni cerni

x₁ is a morning [dawn until after typical start-of-work for locale] of day x₂ at location x₃.

certu certu

x₁ is an expert/pro/has prowess in/is skilled at x₂ (event/activity) by standard x₃.

ci

digit/number: 3 (digit) [three].

ciblu ciblu

x_1 is blood/vital fluid of organism x_2 .

cidja cidja

x_1 is food/feed/nutrient for x_2 ; x_1 is edible/gives nutrition to x_2 .

cidjrspageti

x_1 is a quantity of spaghetti (long, thin cylindrical pasta)

cidni cidni

x_1 is a/the knee/elbow/knuckle [hinged joint, body-part] of limb x_2 of body x_3 .

ci'ajbu

j_1 is a writing desk of material j_2 , supported by legs/base/pedestal j_3 , used by writer c_1 .

ci'e cihe

ciste modal, 1st place used in scalar negation in system/context ...

ci'u cihu

ckilu modal, 1st place on the scale ...

cikna cikna

(adjective:) x_1 is awake/alert/conscious.

cilce cilce

(adjective:) x_1 is wild/untamed.

cilre cilre

x_1 learns x_2 (du'u) about subject x_3 from source x_4 (obj./event) by method x_5 (event/process).

cimoi

quantified selbri: convert 3 to ordinal selbri; x_1 is third among x_2 ordered by rule x_3 .

cinfo cinfo

x_1 is a lion/[lioness] of species/breed x_2 .

cinki cinki

x_1 is an insect/arthropod of species x_2 ; [bug/beetle].

cinla cinla

x_1 is thin in direction/dimension x_2 by standard x_3 ; [relatively short in smallest dimension].

cipni cipni

x_1 is a bird/avian/fowl of species x_2 .

cipnrstrigi

x_1 is an owl of species x_2

cirla cirla

x_1 is a quantity of/contains cheese/curd from source x_2 .

ciska ciska

x_1 inscribes/writes x_2 on display/storage medium x_3 with writing implement x_4 ; x_1 is a scribe.

ciste ciste

x_1 (mass) is a system interrelated by structure x_2 among components x_3 (set) displaying x_4 (ka).

citka citka

x_1 eats/ingests/consumes (transitive verb) x_2 .

mi mo'u citka le pa badna .e le re plise — I've eaten a banana and two apples.

citmau

$z_1 = c_1$ is younger than z_2 by amount z_4 .

citno citno

x_1 is young/youthful [relatively short in elapsed duration] by standard x_2 .

cizra cizra

x_1 is strange/weird/deviant/bizarre/odd to x_2 in property x_3 (ka).

le valsi cu cizra mi le ka se smuni ma kau — The word is strange to me in meaning.

cizra fa le nu la .tom. na zvati — It's strange that Tom is not present.

ckaji ckaji

x_1 has/is characterized by property/feature/trait/aspect/dimension x_2 (ka); x_2 is manifest in x_1 .

ckiku ckiku

x_1 is a key fitting/releasing/opening/unlocking lock x_2 , and having relevant properties x_3 .

ckule ckule

x_1 is school/institute/academy at x_2 teaching subject(s) x_3 to audien./commun. x_4 operated by x_5 .

cladakfu

x_1 is a long knife

cladakyxa'i

$x_1 = d_1 = c_1$ is a sword / long knife weapon for use against $x_2 = d_2$ by x_3 with blade of material d_3 long by standard c_3 .

cladu cladu

x_1 is loud/noisy at observation point x_2 by standard x_3 .

clani clani

x_1 is long in dimension/direction x_2 (default longest dimension) by measurement standard x_3 .

clira clira

x_1 (event) is early by standard x_2 .

cliva cliva

x_1 leaves/goes away/departs/parts/separates from x_2 via route x_3 .

cmaci cmaci

x_1 is a mathematics of type/describing x_2 .

cmacma

c_1 is tiny/miniature/diminutive/very small in property c_2 with criterion c_3 .

cmalu cmalu

x_1 is small in property/dimension(s) x_2 (ka) as compared with standard/norm x_3 .

cmana cmana

x_1 is a mountain/hill/mound/[rise]/[peak]/[summit]/[highlands] projecting from land mass x_2 .

cmaro'i

$c_1 = r_1$ is a small rock of type r_2 from location r_3 , small by standard c_3 . c_1 is gravel.

cmavo cmavo

x_1 is a structure word of grammatical class x_2 , with meaning/function x_3 in usage (language) x_4 .

cmene cmene

x_1 (quoted word(s)) is a/the name/title/tag of x_2 to/used-by namer/name-user x_3 (person).

ma cmene do — What is your name?

mi se cmene zo .bab. — My name is Bob.

le bruna be mi mi te cmene zo ractu — My brother calls me "Rabbit"

le kamni pu xusra le du'u le prenu pu zakte no le se cmene be lu na'e drani li'u bei le kamni — The committee asserted that the person had done nothing "incorrect" (quoting the committee's words).

cmevla

x₁ is a morphologically defined name word meaning x₂ in language x₃.

cmima cmima

x₁ is a member/element of set x₂; x₁ belongs to group x₂; x₁ is amid/among/amongst group x₂.

cnebo cnebo

x₁ is a/the neck [body-part] of x₂; [metaphor: a relatively narrow point].

cnita cnita

x₁ is directly/vertically beneath/below/under/underneath/down from x₂ in frame of reference x₃.

co

tanru inversion operator; "... of type ..."; allows modifier trailing sumti without sumti links.

co'a

interval event contour: at the starting point of ...; initiative >|< |.

pu co'a ru'i carvi — It started raining.

le plise co'a fusra — The apple has begun to decay.

co'a pelxu — It's turning yellow.

do pu co'a lazni — You became lazy.

co'e

elliptical/unspecified bridi relationship.

mu'i ma do co'e mi — Why are you doing this to me?

za'o co'e — It's going on for too long.

.ei do troci le ka co'e bu'u lo drata — You should try it somewhere else.

co'i

interval event contour: at the instantaneous point of ...; achievative/perfective;

point event >|<.

co'o

vocative: partings/good-bye.

co'o le tumla pe mi — Goodbye, my land!

co'o ro do — Goodbye to all of you!

co'u

interval event contour: at the ending point of ... even if not done; cessative |>< |.

coi

vocative: greetings/hello.

coi .djan.le munje — Hello, John.world!

coi ro do — Hello, everyone!

coico'o

vocative: greetings in passing.

condi condi

x_1 is deep in extent in direction/property x_2 away from reference point x_3 by standard x_4 .

cpana cpana

x_1 is upon/atop/resting on/lying on [the upper surface of] x_2 in frame of reference/gravity x_3 .

cpumi'i

$l_1 = m_1$ is a tractor pulling l_2 .

crane crane

x_1 is anterior/ahead/forward/(in/on) the front of x_2 which faces/in-frame-of-reference x_3 .

crepu crepu

x₁ (agent) harvests/reaps/gathers crop/product/objects x₂ from source/area x₃.

cribe cribe

x₁ is a bear/ursoid of species/breed x₂.

crino crino

x₁ is green/verdant [color adjective].

ctigau

g₁ feeds c₁ with food c₂.

ctuca ctuca

x₁ teaches audience x₂ ideas/methods/lore x₃ (du'u) about subject(s) x₄ by method x₅ (event).

cu

elidable marker: separates selbri from preceding sumti, allows preceding terminator elision.

lei rirni cu zvati ti ca — The parents are here now.

cu'e

tense/modal question.

cu'i

attitudinal: neutral scalar attitude modifier.

cu'o

convert number to probability selbri; event x₁ has probability (n) of occurring under cond. x₂.

cu'u cuhu

cusku modal, 1st place (attribution/quotation) as said by source ...; used for quotation.

cukta cukta

x₁ is a book containing work x₂ by author x₃ for audience x₄ preserved in medium x₅.

culno culno

x₁ is full/completely filled with x₂.

cumki cumki

x₁ (event/state/property) is possible under conditions x₂; x₁ may/might occur; x₁ is a maybe.

cumki fa le nu la .alis. ba jai lerci — It's possible that Alice will be late.

cunso cunso

x₁ is random/fortuitous/unpredictable under conditions x₂, with probability distribution x₃.

cupra cupra

x₁ produces x₂ [product] by process x₃.

curmi curmi

x₁ (agent) lets/permits/allows x₂ (event) under conditions x₃; x₁ grants privilege x₂.

cusku

x₁ (agent) expresses/says x₂ (sedu'u/text/lu'e concept) for audience x₃ via expressive medium x₄.

ba ku mi cusku fi ra fe lu do mutce le ka xendo li'u — And then I said to her: "You are very kind."

do pu cusku le se du'u do ba gasnu le katna be le nanba — You said that you would cut the bread.

cutci cutci

x₁ is a shoe/boot/sandal for covering/protecting [feet/hooves] x₂, and of material x₃.

cuxna cuxna

x_1 chooses/selects x_2 [choice] from set/sequence of alternatives x_3 (complete set).

cy.

letteral for c.

da

logically quantified existential pro-sumti: there exists something 1 (usually restricted).

mi se bruna da — I have a brother.

dadgreku

x_1 is a rack used to hang x_2 .

dadjo dadjo

x_1 pertains to the Taoist culture/ethos/religion in aspect x_2 .

dadysli

$s_1 = d_1$ is a pendulum oscillating at rate/frequency s_2 , suspended from d_2 by/at/with joint d_3 .

da'a

digit/number: all except n; all but n; default 1.

da'e

pro-sumti: remote future utterance; "He'll tell you tomorrow. IT will be a doozy."

da'i

discursive: supposing - in fact.

da'i mi ricfu — I could be rich.

da'i nai mi se zdani le daplu — I do live on an island.

da'inai

discursive: supposing - in fact.

da'o

discursive: cancel pro-sumti/pro-bridi assignments.

da'u

pro-sumti: a remote past utterance; "She couldn't have known that IT would be true."

dai

attitudinal modifier: marks empathetic use of preceding attitudinal; shows another's feelings.

dakfu dakfu

x_1 is a knife (tool) for cutting x_2 , with blade of material x_3 .

dalmikce

m_1 is a doctor for animal $m_2 = d_1$ of species d_2 for ailment m_3 using treatment m_4 .

dandu dandu

x_1 hangs/dangles/is suspended from x_2 by/at/with joint x_3 .

danlu danlu

x_1 is an animal/creature of species x_2 ; x_1 is biologically animate.

darsi darsi

x_1 shows audacity/chutzpah in behavior x_2 (event/activity); x_1 dares to do/be x_2 (event/ka).

darvistci

t_1 is a telescope for seeing $v_2 = d_1$ which is far from d_2 .

daski daski

x_1 is a pocket/pouch of/in garment/item x_2 .

dasni dasni

x₁ wears/is robed/garbed in x₂ as a garment of type x₃.

de

logically quantified existential pro-sumti: there exists something₂ (usually restricted).

decti decti

x₁ is a tenth [1/10; 10⁻¹] of x₂ in dimension/aspect x₃ (default is units).

degji degji

x₁ is a/the finger/digit/toe [body-part] on limb/body site x₂ of body x₃; [metaphor: peninsula].

degygutci

g₁ is g₂ inch/inches (length unit).

de'a

event contour for a temporary halt and ensuing pause in a process.

de'e

pro-sumti: a near future utterance.

de'i dehi

detri modal, 1st place (for letters) dated ... ; attaches date stamp.

de'u

pro-sumti: a recent utterance.

dei

pro-sumti: this utterance.

dejni dejni

x₁ owes x₂ in debt/obligation to creditor x₃ in return for x₄ [service, loan]; x₁ is a debtor.

dekto dekto

x_1 is ten [10; 10^1] of x_2 in dimension/aspect x_3 (default is units).

delno delno

x_1 is x_2 candela [metric unit] in luminosity (default is 1) by standard x_3 .

denci denci

x_1 is a/the tooth [body-part] of x_2 ; (adjective:) x_1 is dental.

denpa denpa

x_1 awaits/waits/pauses for/until x_2 at state x_3 before starting/continuing x_4 (activity/process).

dertu dertu

x_1 is a quantity of/contains/is made of dirt/soil/earth/ground from source x_2 of composition x_3 .

derxi derxi

x_1 is a heap/pile/stack/mound/hill of materials x_2 at location x_3 .

di

logically quantified existential pro-sumti: there exists something 3 (usually restricted).

di'a

event contour for resumption of a paused process.

di'e

pro-sumti: the next utterance.

di'i

tense interval modifier: regularly; subjective tense/modal; defaults as time tense.

di'inai

tense interval modifier: irregularly/apperiodically; tense/modal; defaults as time tense.

di'u

pro-sumti: the last utterance.

dinju dinju

x_1 is a building/edifice for purpose x_2 .

dirba dirba

x_1 is dear/precious/darling to x_2 ; x_1 is emotionally valued by x_2 .

dirce dirce

x_1 radiates/emits x_2 under conditions x_3 .

dizlo dizlo

x_1 is low/down/downward in frame of reference x_2 as compared with baseline/standard height x_3 .

djedi djedi

x_1 is x_2 full days in duration (default is 1 day) by standard x_3 ; (adjective:) x_1 is diurnal.

djica djica

x_1 desires/wants/wishes x_2 (event/state) for purpose x_3 .

mi djica le nu mi cusku le xajmi vau le nu do cisma — I want to tell something funny to make you smile.

mi djica tu'a le plise — I want the apples.

mi djica le nu do smadi — I want you to guess.

djine djine

x_1 is a ring/annulus/torus/circle [shape/form] of material x_2 , inside diam. x_3 , outside diam. x_4 .

djuno djuno

x_1 knows fact(s) x_2 (du'u) about subject x_3 by epistemology x_4 .

mi djuno le du'u mi zasti vau fo le du'u mi pensi — I know that I exist since I think.

do

pro-sumti: you listener(s); identified by vocative.

xu do djica le nu mi sidju do — Do you want me to help you?

do'a

discursive: generously - parsimoniously.

do'anai

discursive: generously - parsimoniously.

do'e dohe

elliptical/unspecified modal.

do'i

pro-sumti: elliptical/unspecified utterance variable.

do'o

pro-sumti: you the listener & others unspecified.

do'u

elidable terminator: end vocative (often elidable).

doi

generic vocative marker; identifies intended listener; elidable after COI.

doi le nobli do co'u morji fi le ckiku pe do — Oh, sir! You forgot your keys.

donma'o

c₁ is a second person pronoun in language c₄.

donri donri

x₁ is the daytime of day x₂ at location x₃; (adjective:) x₁ is diurnal (vs. nocturnal).

donta'a

x₁ talks to you (i.e. whoever x₁ is addressing) about x₂ in language x₃

dotco dotco

x_1 reflects German/Germanic culture/nationality/language in aspect x_2 .

drani drani

x_1 is correct/proper/right/perfect in property/aspect x_2 (ka) in situation x_3 by standard x_4 .

drata drata

x_1 isn't the-same-thing-as/is different-from/other-than x_2 by standard x_3 ; x_1 is something else.

drudi drudi

x_1 is a roof/top/ceiling/lid of x_2 .

du

identity selbri; = sign; x_1 identically equals x_2 , x_3 , etc.; attached sumti refer to same thing.

dubjavmau

x_1 is greater than or equal to x_2 .

dubjavme'a

x_1 is less than or equal to x_2

du'e

digit/number: too many; subjective.

du'i duhi

dunli modal, 1st place (equalled by) equally; as much as ...

du'u

abstractor: predication/bridi abstractor; x_1 is predication [bridi] expressed in sentence x_2 .

mi djuno le du'u do na fuzme — I know that you are not responsible.

dunda dunda

x_1 [donor] gives/donates gift/present x_2 to recipient/beneficiary x_3 [without payment/exchange].

dunli dunli

x_1 is equal/congruent to/as much as x_2 in property/dimension/quantity x_3 .

dy.

letteral for d.

dzipo dzipo

x_1 reflects Antarctic culture/nationality/geography in aspect x_2 .

dzukla

$c_1 = k_1$ walks to k_2 from k_3 via route k_4 using limbs $k_5 = c_3$ on surface c_2

.e

logical connective: sumti afterthought and.

.ebu

letteral for e.

.e'a

attitudinal: granting permission - prohibiting.

.e'e

attitudinal: competence - incompetence/inability.

.e'o

attitudinal: request - negative request.

.e'u

attitudinal: suggestion - abandon suggest - warning.

.ei

attitudinal: obligation - freedom.

fa

sumti place tag: tag 1st sumti place.

fe zo coi cusku fa mi — Hello, said I.

fe ma fa mi zakte .ei — What should I do?

sarcu fa le nu do zvati — It's required that you are present.

facki facki

x₁ discovers/finds out x₂ (du'u) about subject/object x₃; x₁ finds (fi) x₃ (object).

fadni fadni

x₁ [member] is ordinary/common/typical/usual in property x₂ (ka) among members of x₃ (set).

fagri fagri

x₁ is a fire/flame in fuel x₂ burning-in/reacting-with oxidizer x₃ (default air/oxygen).

fagyfesti

x₁ = fe₁ is the ashes of x₃ = fa₂, combusted by fire x₂ = fa₁.

fa'a

location tense relation/direction; arriving at/directly towards ...

fa'o

unconditional end of text; outside regular grammar; used for computer input.

fa'u

non-logical connective: respectively; unmixed ordered distributed association.

fai

sumti place tag: tag a sumti moved out of numbered place structure; used in modal conversions.

fanmo fanmo

x_1 is an end/finish/termination of thing/process x_2 ; [not necessarily implying completeness].

fanza fanza

x_1 (event) annoys/irritates/bothers/distracts x_2 .

farlu farlu

x_1 falls/drops to x_2 from x_3 in gravity well/frame of reference x_4 .

fasnu fasnu

x_1 (event) is an event that happens/occurs/takes place; x_1 is an incident/happening/occurrence.

fau fau

fasnu modal, 1st place (non-causal) in the event of ...

fe

sumti place tag: tag 2nd sumti place.

fe'a

binary mathematical operator: nth root of; inverse power [a to the 1/b power].

fe'e

mark space interval distributive aspects; labels interval tense modifiers as location-oriented.

fe'o

vocative: over and out (end discussion).

fe'u

elidable terminator: end nonce conversion of selbri to modal; usually elidable.

femti femti

x_1 is 10^{-15} of x_2 in dimension/aspect x_3 (default is units).

ferti ferti

x₁ is fertile/conducive for supporting the growth/development of x₂; x₁ is fruitful/prolific.

festi festi

x₁ (s) is/are waste product(s) [left to waste] by x₂ (event/activity).

fi

sumti place tag: tag 3rd sumti place.

mi dunda fe tu'a ti fi do — I give this to you.

mi co'i klama fi le tsani — I came from the sky.

fi'a

sumti place tag: place structure number/tag question.

fi'e fihe

finti modal, 1st place (creator) created by ...

fi'i

vocative: hospitality - inhospitality; you are welcome/ make yourself at home.

fi'o

convert selbri to nonce modal/sumti tag.

fi'u

digit/number: fraction slash; default "/n" => 1/n, "n/" => n/1, or "/" alone => golden ratio.

filso filso

x₁ reflects Palestinian culture/nationality in aspect x₂ .

finpe finpe

x₁ is a fish of species x₂ [metaphorical extension to sharks, non-fish aquatic vertebrates].

finti finti

x₁ invents/creates/composes/authors x₂ for function/purpose x₃ from existing elements/ideas x₄.

mi pu finti le lisri le ka zdile le verba vau le se lifri be mi — I created a story out of my real experience to amuse the child.

firgai

g₁ is a mask covering the face of g₂ = f₂.

flalu flalu

x₁ is a law specifying x₂ (state/event) for community x₃ under conditions x₄ by lawgiver(s) x₅.

flaume

x₁ is a plum of variety x₂.

flecu flecu

x₁ is a current/flow/river of/in x₂ flowing in direction to/towards x₃ from direction/source x₄.

fo

sumti place tag: tag 4th sumti place.

fo'a

pro-sumti: he/she/it/they #6 (specified by goi).

fo'e

pro-sumti: he/she/it/they #7 (specified by goi).

fo'i

pro-sumti: he/she/it/they #8 (specified by goi).

fo'o

pro-sumti: he/she/it/they #9 (specified by goi).

fo'u

pro-sumti: he/she/it/they #10 (specified by goi).

foi

terminator: end composite lerfu; never elidable.

foldi foldi

x_1 is a field [shape/form] of material x_2 ; x_1 is a broad uniform expanse of x_2 .

fraso fraso

x_1 reflects French/Gallic culture/nationality/language in aspect x_2 .

friko friko

x_1 reflects African culture/nationality/geography in aspect x_2 .

frinu frinu

x_1 is a fraction, with numerator x_2 , denominator x_3 (x_2 / x_3).

fu

sumti place tag: tag 5th sumti place.

fu'a

reverse Polish mathematical expression (mex) operator flag.

fu'e

begin indicator long scope.

fu'i

attitudinal modifier: easy - difficult.

fu'ivla

$x_1 = v_1 = f_1$ is a loanword meaning $x_2 = v_2$ in language $x_3 = v_3$, based on word $x_4 = f_2$ in language x_5 .

fu'o

end indicator long scope; terminates scope of all active indicators.

fy.

letteral for f.

ga

logical connective: forethought all but tanru-internal or (with gi).

gadri gadri

x_1 is an article/descriptor labelling description x_2 (text) in language x_3 with semantics x_4 .

ga'e

upper-case letteral shift.

ga'i

attitudinal modifier/honorific: hauteur - equal rank - meekness; used with one of lower rank.

ga'icu'i

attitudinal modifier/honorific: hauteur - equal rank - meekness; used with one of equal rank.

ga'inai

attitudinal modifier/honorific: hauteur - equal rank - meekness; used with one of higher rank.

ga'o

closed interval bracket marker; mod. intervals in non-logical connectives; include boundaries.

ga'u

location tense relation/direction; upwards/up from ...

galfi galfi

x_1 (event) modifies/alters/changes/transforms/converts x_2 into x_3 .

galtu galtu

x_1 is high/up/upward in frame of reference x_2 as compared with baseline/standard height x_3 .

ganai

logical connective: forethought all but tanru-internal conditional/only if (with gi).

ganlo ganlo

x_1 (portal/passage/entrance-way) is closed/shut/not open, preventing passage/access to x_2 by x_3 (something being blocked).

ganse ganse

x_1 [observer] senses/detects/notices stimulus x_2 (object/nu) by means x_3 under conditions x_4 .

gapru gapru

x_1 is directly/vertically above/upwards-from x_2 in gravity/frame of reference x_3 .

gaskre

$k_1 = g_3$ is a/are the whisker(s)/sensory hair(s) /vibrissa(e) attached to $k_2 = g_1$ at body part k_3 for the detection of stimuli g_2 under conditions g_4 .

gasnu gasnu

x_1 [person/agent] is an agentive cause of event x_2 ; x_1 does/brings about x_2 .

gau gau

gasnu modal, 1st place agent/actor case tag with active agent ...

ge

logical connective: forethought all but tanru-internal and (with gi).

ge'a

mathematical operator: null mathematical expression (mex) operator (used in >2-ary ops).

ge'e

attitudinal: elliptical/unspecified/non-specific emotion; no particular feeling.

ge'i

logical connective: forethought all but tanru-internal connective question (with gi).

ge'o

shift letterals to Greek alphabet.

ge'u

elidable terminator: end GOI relative phrases; usually elidable in non-complex phrases.

gei

trinary mathematical operator: order of magnitude/value/base; [$b * (c \text{ to the } a \text{ power})$].

gekmau

x_1 is happier than x_2 about x_3 by amount x_4

gento gento

x_1 reflects Argentinian culture/nationality in aspect x_2 .

genxu genxu

x_1 is a hook/crook [shape/form] of material x_2 .

gerku gerku

x_1 is a dog/canine/[bitch] of species/breed x_2 .

gerzda

z_1 is a doghouse for dog $z_2 = g_1$.

gi

logical connective: all but tanru-internal forethought connective medial marker.

ge do gi mi nelci le'e perli — Both you and I like pears.

gidva gidva

x₁ (person/object/event) guides/conducts/pilots/leads x₂ (active participants) in/at x₃ (event).

gigdo gigdo

x₁ is a billion [British milliard] [10⁹] of x₂ in dimension/aspect x₃ (default is units).

gi'a

logical connective: bridi-tail afterthought or.

gi'e

logical connective: bridi-tail afterthought and.

.ai mi lumci le kumfa gi'e jukpa le nanba — I'm going to clean the room and cook bread.

gi'i

logical connective: bridi-tail afterthought conn question.

gi'o

logical connective: bridi-tail afterthought biconditional/iff/if-and-only-if.

gi'u

logical connective: bridi-tail afterthought whether-or-not.

girzu girzu

x₁ is group/cluster/team showing common property (ka) x₂ due to set x₃ linked by relations x₄.

gismu gismu

x₁ is a (Lojban) root word expressing relation x₂ among argument roles x₃, with affix(es) x₄.

glare glare

x₁ is hot/[warm] by standard x₂.

gleki gleki

x₁ is happy/merry/glad/gleeful about x₂ (event/state).

mi gleki le nu do jinga — I am happy that you won.

glico glico

x₁ is English/pertains to English-speaking culture in aspect x₂.

go

logical connective: forethought all but tanru internal biconditional/iff/if-and-only-if(with gi).

gocti gocti

x₁ is 10⁻²⁴ of x₂ in dimension/aspect x₃ (default is units).

go'a

pro-bridid: repeats a recent bridid (usually not the last 2).

go'e

pro-bridid: repeats the next to last bridid.

go'i

pro-bridid: preceding bridid; in answer to a yes/no question, repeats the claim, meaning yes.

.au mi penmi do .i xu le nu go'i cu cumki — I'd like to meet you. Is this possible?

go'o

pro-bridid: repeats a future bridid, normally the next one.

go'u

pro-bridid: repeats a remote past bridid.

goi

sumti assignment; used to define/assign ko'a/fo'a series pro-sumti; Latin 'sive'.

gotro gotro

x_1 is 10^{24} of x_2 in dimension/aspect x_3 (default is units).

grana grana

x_1 is a rod/pole/staff/stick/cane [shape/form] of material x_2 .

grutrxananase

x_1 is a pineapple of species/variety x_2 .

gu

logical connective: forethought all but tanru-internal whether-or-not (with gi).

gugde gugde

x_1 is the country of peoples x_2 with land/territory x_3 ; (people/territory relationship).

gu'a

logical connective: tanru-internal forethought or (with gi).

gu'e

logical connective: tanru-internal forethought and (with gi).

gu'i

logical connective: tanru-internal forethought question (with gi).

gu'o

logical connective: tanru-internal forethought biconditional/iff/if-and-only-if (with gi).

gu'u

logical connective: tanru-internal forethought whether-or-not (with gi).

gundi gundi

x_1 is industry/industrial/systematic manufacturing activity producing x_2 by process/means x_3 .

gunse gunse

x₁ is a goose/[gander] of species/breed x₂ .

gusni gusni

x₁ [energy] is light/illumination illuminating x₂ from light source x₃ .

gy.

letteral for g.

.i

sentence link/continuation; continuing sentences on same topic; normally elided for new speakers.

.ia

attitudinal: belief - skepticism - disbelief.

.ianai

attitudinal: belief - skepticism - disbelief.

.ibabo

And after that ...

.ibazabo

And after a while after that ...

.ibazibo

And soon after that ...

.ibu

letteral for i.

.icabo

And at the same time ...

.ie

attitudinal: agreement - disagreement.

.ienai

attitudinal: agreement - disagreement.

.iesai

attitudinal: "I fully agree"

.i'a

attitudinal: acceptance - blame.

.i'e

attitudinal: approval - non-approval - disapproval.

.i'inai

attitudinal: togetherness - privacy.

.ii

attitudinal: fear - security.

.iicai

attitudinal: "Eek!"; utmost fear

.ija

logical connective: sentence afterthought or.

.ija'ebo

And as the result ...

.ije

logical connective: sentence afterthought and.

.iki'ubo

And it's true or happens because of the reason ...

.ini'ibo

And it is logically because of ...

.io

attitudinal: respect - disrespect.

.iseju

whether or not that is true happens or it's true or happens that ...

.iseki'ubo

And because of that reason it's true or happens that ...

.isemu'ibo

And that is the motive for the event ...

.iu

attitudinal: love - no love lost - hatred.

ja

logical connective: tanru-internal afterthought or.

ja'a

bridi logical affirmer; scope is an entire bridi.

ja'e jahe

jalge modal, 1st place resultingly; therefore result ...

ja'o

evidential: I conclude.

jai

convert tense/modal (tagged) place to 1st place; 1st place moves to extra FA place (fai).

lei ckiku cu jai nandu fai le nu ri se zva-fa'i .i va'i le nu zva-fa'i lei ckiku cu nandu — The keys are hard to find. In other words, to find the keys is difficult.

le'e bangu cu jai nandu .i le'e bangu cu jai nandu fai le nu cilre fi ri — Languages are difficult. Languages are difficult in learning things about them.

ko cusku le jai se djica be do — Say what you want.

do ro roi cusku su'o da poi nandu fa le nu jimpe fi ke'a — You always say something hard to understand.

jalge jalge

x₁ (action/event/state) is a result/outcome/conclusion of antecedent x₂ (event/state/process).

jamfu jamfu

x₁ is a/the foot [body-part] of x₂ ; [metaphor: lowest portion] (adjective:) x₁ is pedal.

jamna jamna

x₁ (person/mass) wars against x₂ over territory/matter x₃ ; x₁ is at war with x₂ .

janco janco

x₁ is a/the shoulder/hip/joint [body-part] attaching limb/extremity x₂ to body x₃ .

jarco jarco

x₁ (agent) shows/exhibits/displays/[reveals]/demonstrates x₂ (property) to audience x₃ .

javni javni

x₁ is a rule prescribing/mandating/requiring x₂ (event/state) within system/community x₃ .

jbena jbena

x₁ is born to x₂ at time x₃ [birthday] and place x₄ [birthplace]; x₁ is native to (fo) x₄ .

jbini jbini

x₁ is between/among set of points/bounds/limits x₂ (set)/amidst mass x₂ in property x₃ (ka).

jdari jdari

x₁ is firm/hard/resistant/unyielding to force x₂ under conditions x₃ .

jdaselsku

c 2 is a prayer of believer c 1 = l 2 for deity c 3 in medium c 4 according to religion l 3 .

jdice jdice

x 1 (person) decides/makes decision x 2 (du'u) about matter x 3 (event/state).

jdika jdika

x 1 (experiencer) decreases/contracts/is reduced/diminished in property/quantity x 2 by amount x 3 .

jduli jduli

x 1 is a quantity of jelly/semisolid [texture] of material/composition including x 2 .

je

logical connective: tanru-internal afterthought and.

do pu je ca je ba pendo mi — You were, are and will be my friend.

jegvo jegvo

x 1 pertains to the common Judeo-Christian-Moslem (Abrahamic) culture/religion/nationality in aspect x 2 .

je'a

scalar affirmer; denies scalar negation: Indeed!.

je'e

vocative: roger (ack) - negative acknowledge; used to acknowledge offers and thanks.

lu ki'e do li'u lu je'e do li'u — "Thank you!" "You are welcome!"

je'enai

vocative: roger (ack) - negative acknowledge; I didn't hear you.

je'i

logical connective: tanru-internal afterthought conn question.

je'o

shift letterals to Hebrew alphabet.

je'u

discursive: truth - falsity.

je'unai

discursive: truth - falsity.

jei

abstractor: truth-value abstractor; x_1 is truth value of [bridi] under epistemology x_2 .

jelca jelca

x_1 burns/[ignites/is flammable/inflammable] at temperature x_2 in atmosphere x_3 .

jenai

logical connective: tanru-internal afterthought x but not y .

jersi jersi

x_1 chases/pursues/(physically) follows after x_2 ; volition is not implied for x_1 or x_2 .

jerxo jerxo

x_1 reflects Algerian culture/nationality in aspect x_2 .

jetce jetce

x_1 is a jet [expelled stream] of material x_2 expelled from x_3 .

jetnu jetnu

x_1 (du'u) is true/truth by standard/epistemology/metaphysics x_2 .

jgari jgari

x_1 grasps/holds/clutches/seizes/grips/[hugs] x_2 with x_3 (part of x_1) at locus x_4 (part of x_2).

ji

logical connective: sumti afterthought connective question.

jibni jibni

x_1 is near/close to/approximates x_2 in property/quantity x_3 (ka/ni).

ji'a

discursive: additionally.

mi ji'a je'a nelci — I like it too.

lo'e xagji cribe cu citka lo'e cinki ku ji'a sai — A hungry bear will eat even insects.

ji'a mi pu citka le'e titla — Additionally, I ate the sweet.

mi pu citka le titla ji'a — I ate what is additionally a sweet.

mi pu citka le ji'a titla — I eat the sweet among other things.

ji'asai

even

ji'i

digit/number: approximately (default the typical value in this context) (number).

ji'u jihu

jicmu modal, 1st place (assumptions); given that ...; based on ...

jinto jinto

x_1 is a well/spring of fluid x_2 at location x_3 .

jinvi jinvi

x_1 thinks/opines x_2 [opinion] (du'u) is true about subject/issue x_3 on grounds x_4 .

jitro jitro

x_1 has control over/harnesses/manages/directs/conducts x_2 in x_3 (activity/

event/performance).

jo

logical connective: tanru-internal afterthought biconditional/iff/if-and-only-if.

jo'a

discursive: metalinguistic affirmer.

jo'e

non-logical connective: union of sets.

jo'i

join mathematical expression (mex) operands into an array.

jo'o

shift letterals to Arabic alphabet.

jo'u

non-logical connective: in common with; along with (unmixed).

joi

non-logical connective: mixed conjunction; "and" meaning "mixed together", forming a mass.

jordo jordo

x₁ reflects Jordanian culture/nationality in aspect x₂.

ju

logical connective: tanru-internal afterthought whether-or-not.

jubme jubme

x₁ is a table/flat solid upper surface of material x₂, supported by legs/base/pedestal x₃.

ju'a

evidential: I state - (default) elliptical/non-specific basis.

ju'i

vocative: attention - at ease - ignore me.

ju'o

attitudinal modifier: certainty - uncertainty - impossibility.

ju'u

binary mathematical operator: number base; [a interpreted in the base b].

jukpa jukpa

x₁ cooks/prepares food-for-eating x₂ by recipe/method x₃ (process).

jundi jundi

x₁ is attentive towards/attends/tends/pays attention to object/affair x₂.

jungo jungo

x₁ reflects Chinese [Mandarin, Cantonese, Wu, etc.] culture/nationality/language in aspect x₂.

junla junla

x₁ is clock/watch/timer measuring time units x₂ to precision x₃ with timing mechanism/method x₄.

jy.

letteral for j.

ka

abstractor: property/quality abstractor (-ness); x₁ is quality/property exhibited by [bridi].

ta'i ku do ba cirko le ka sinma ce'u — This way you will lose respect.

kabri kabri

x₁ is a cup/glass/tumbler/mug/vessel/[bowl] containing contents x₂, and of material x₃.

kadno kadno

x_1 reflects Canadian culture/nationality in aspect x_2 .

ka'a kaha

klama modal, 1st place gone to by ...

ka'e

modal aspect: innate capability; possibly unrealized.

ro da ka'e te tavla — Everything can be talked about.

ka'o

digit/number: imaginary i ; square root of -1 .

ka'u

evidential: I know by cultural means (myth or custom).

kai kai

ckaji modal, 1st place characterizing ...

kajna kajna

x_1 is a shelf/counter/bar in/on/attached to supporting object x_2 , for purpose x_3 .

kakne kakne

x_1 is able to do/be/capable of doing/being x_2 (event/state) under conditions x_3 (event/state).

mi na kakne le nu sipna — I can't sleep.

kalri kalri

x_1 (portal/passage/entrance-way) is open/ajar/not shut permitting passage/access to x_2 by x_3 .

kaselvi'i

$x_1 = v_2$ is a tear/tear fluid of $x_2 = v_1$.

kambla

x₁ is blueness

kanji kanji

x₁ calculates/reckons/computes x₂ [value (ni)/state] from data x₃ by process x₄.

kanla kanla

x₁ is a/the eye [body-part] of x₂; [metaphor: sensory apparatus]; (adjective:)
x₁ is ocular.

kanro kanro

x₁ is healthy/fit/well/in good health by standard x₂.

kansa kansa

x₁ is with/accompanies/is a companion of x₂, in state/condition/enterprise x₃ (event/state).

karce karce

x₁ is a car/automobile/truck/van [a wheeled motor vehicle] for carrying x₂, propelled by x₃

karcykla

x₁ comes/goes to x₂ from x₃ via route x₄ using car x₅

kau

discursive: marks word serving as focus of indirect question: "I know WHO went to the store".

mi djuno le du'u ma kau darxi ba'e la .alis. — I know who hit Alice (not someone else).

kavbu kavbu

x₁ captures/catches/apprehends/seizes/nabs x₂ with trap/restraint x₃.

ke

start grouping of tanru, etc; ... type of ... ; overrides normal tanru left grouping.

ke'a

pro-sumti: relativized sumti (object of relative clause).

ke'e

elidable terminator: end of tanru left grouping override (usually elidable).

ke'i

open interval bracket marker; modifies intervals in non-logical connectives; exclude boundaries.

ke'o

vocative: please repeat.

ke'u

discursive: repeating - continuing.

ke'unai

discursive: repeating - continuing.

kei

elidable terminator: end abstraction bridi (often elidable).

kelci kelci

x₁ [agent] plays with plaything/toy x₂ .

kelvo kelvo

x₁ is x₂ degree(s) Kelvin [metric unit] in temperature (default is 1) by standard x₃ .

kerlo kerlo

x₁ is a/the ear [body-part] of x₂ ; [metaphor: sensory apparatus, information gathering].

ketco ketco

x₁ reflects South American culture/nationality/geography in aspect x₂ .

kevna kevna

x_1 is a cavity/hole/hollow/cavern in x_2 ; x_1 is concave within x_2 ; x_2 is hollow at locus x_1 .

ki

tense/modal: set/use tense default; establishes new open scope space/time/modal reference base.

ki'a

attitudinal question: confusion about something said.

ki'o

digit/number: number comma; thousands.

ki'u kihu

krinu modal, 1st place (justified by) justifiably; because of reason ...

kilto kilto

x_1 is a thousand [1000; 10^3] of x_2 in dimension/aspect x_3 (default is units).

kisto kisto

x_1 reflects Pakistani/Pashto culture/nationality/language in aspect x_2 .

klama klama

x_1 comes/goes to destination x_2 from origin x_3 via route x_4 using means/vehicle x_5 .

xu do klama fi la .nipon. — Are you from Japan?

le dargu cu se kruca lu'a le pu ve klama be le ractu — The road crossed what was the rabbit's track.

mi'a pu klama fu le ka se marce le bloti vau fo lu'a le lalxu fi le zdani fe le daplu — We sailed on the boat along the lake from the home to an island.

mi pu klama fi la .nipon. fu le ka se marce le vinji — I flew from Japan.

ra pu klama le nenri — He came in.

klesi klesi

x_1 (mass/si'o) is a class/category/subgroup/subset within x_2 with defining property x_3 (ka).

ko

pro-sumti: you (imperative); make it true for you, the listener.

ko kurji ko — Take care of yourself.

ko sisti — Stop it!

kukte ko — Enjoy your meal.

ko dasni le taxfu — Get dressed.

ko'a

pro-sumti: he/she/it/they #1 (specified by goi).

ko'e

pro-sumti: he/she/it/they #2 (specified by goi).

ko'i

pro-sumti: he/she/it/they #3 (specified by goi).

ko'o

pro-sumti: he/she/it/they #4 (specified by goi).

ko'u

pro-sumti: he/she/it/they #5 (specified by goi).

kojna kojna

x_1 is a corner/point/at-least-3-dimensional [solid] angle [shape/form] in/on x_2 , of material x_3 .

korbi korbi

x_1 is an edge/margin/border/curb/boundary of x_2 next-to/bordering-on x_3 .

korcu korcu

(adjective:) x_1 is bent/crooked/not straight or direct/[twisted]/folded.

kosta kosta

x_1 is a coat/jacket/sweater/cloak/[cape/shawl/pullover] [extra outer garment] of material x_2 .

krasi krasi

x_1 (site/event) is a source/start/beginning/origin of x_2 (object/event/process).

krecau

x_1 (body or body part) is hairless

krefu krefu

x_1 (event) is the x_3 'rd recurrence/repetition of x_2 (abstract); x_2 happens again in [form] x_1 .

krici krici

x_1 believes [regardless of evidence/proof] belief/creed x_2 (du'u) is true/assumed about subject x_3 .

krinu krinu

x_1 (event/state) is a reason/justification/explanation for/causing/permitting x_2 (event/state).

krixa krixa

x_1 cries out/yells/howls sound x_2 ; x_1 is a crier.

krorinsa

$r_1 = k_1$ curtseys in front of r_2 .

kruji kruji

x_1 is made of/contains/is a quantity of cream/emulsion/puree [consistency] of composition x_2 .

ku

elidable terminator: end description, modal, or negator sumti; often elidable.

kuarka

x_1 is a quark with flavor x_2 .

kucli kucli

x_1 is curious/wonders about/is interested in/[inquisitive about] x_2 (object/abstract).

ku'a

non-logical connective: intersection of sets.

ku'e

elidable terminator: end mathematical (mex) forethought (Polish) expression; often elidable.

ku'i

discursive: however/but/in contrast.

ku'o

elidable terminator: end NOI relative clause; always elidable, but preferred in complex clauses.

kuldi'u

d_1 is a building housing school c_1 teaching subject c_3 to audience c_4 .

kumfa kumfa

x_1 is a room of/in structure x_2 surrounded by partitions/walls/ceiling/floor x_3 (mass/jo'u).

kunti kunti

x_1 [container] is empty/vacant of x_2 [material]; x_1 is hollow.

kurji kurji

x_1 takes-care-of/looks after/attends to/provides for/is caretaker for x_2 (object/event/person).

ky.

letteral for k.

la

name descriptor: the one(s) called ... ; takes name or selbri description.

zo bruna cmene la .kevin. le pa pendo be mi — Brother is how friends call Kevin.

ladru ladru

x_1 is made of/contains/is a quantity of milk from source x_2 ; (adjective:) x_1 is lactic/dairy.

la'a

discursive: probability - improbability.

la'a ti traji le ka misno — Probably, this is the most popular one.

ba'a ra ba zi mo'u zakte — He ought to finish soon.

la'asai

discursive: most likely

la'e

the referent of (indirect pointer); uses the referent of a sumti as the desired sumti.

la'edi'e

pro-sumti: the referent of the next utterance; the state to be describe: "WHAT was fun is ...".

la'edi'u

pro-sumti: the referent of the last utterance; the state described: "IT was fun".

la'i

name descriptor: the set of those named ... ; takes name or selbri description.

la'o

delimited non-Lojban name; the resulting quote sumti is treated as a name.

la'u lahu

klani modal, 1st place (amount) quantifying ...; being a quantity of ...

lai

name descriptor: the mass of individual(s) named ... ; takes name or selbri description.

lanme lanme

x₁ is a sheep/[lamb/ewe/ram] of species/breed x₂ of flock x₃ .

lantro

x₁ shepherds flock x₂ composed of sheep x₃

lanzu lanzu

x₁ (mass) is a family with members including x₂ bonded/tied/joined according to standard x₃ .

latmo latmo

x₁ reflects Latin/Roman/Romance culture/empire/language in aspect x₂ .

lau

2-word letteral/shift: punctuation mark or special symbol follows.

le

non-veridical descriptor: the one(s) described as ..!

mi pu viska le pa fetsi .i ri melbi — I saw a female. She is pretty.

le pa sazri ca denpa — A driver waits.

lebna lebna

x₁ takes/gets/gains/obtains/seizes/[removes] x₂ (object/property) from x₃ (possessor).

ledu'u

bridi descriptor: that I describe as a proposition ...

lego'i

description pro-sumti: reuses the value of the x_1 of the previous bridi

le'a leha

klesi modal, 1st place (scalar set) in/of category ...

le'e

non-veridical descriptor: the stereotype of those described as ...

le'i

non-veridical descriptor: the set of those described as ..., treated as a set.

le'o

attitudinal modifier: aggressive - passive - defensive.

le'u

end quote of questionable or out-of-context text; not elidable.

lei

non-veridical descriptor: the mass of individual(s) described as ...

leka

property descriptor: that I describe as ...-ness

lenei

description pro-sumti: reuses the value of the x_1 of the current bridi

lenku lenku

x_1 is cold/cool by standard x_2 .

lenu

specific event descriptor: contraction of {le nu} and identical in meaning.

lerci lerci

x_1 (event) is late by standard x_2 .

lerfu lerfu

x_1 (la'e zo BY/word-bu) is a letter/digit/symbol in alphabet/character-set x_2 representing x_3 .

lervla

v_1 is a word which stands for the letter/digit/symbol $v_2 = l_1$ in language v_3 .

lesi'o

idea descriptor: that I describe as a concept ...

li

the number/evaluated expression; convert number/operand/evaluated math expression to sumti.

li vo cu sumji li re li re — 4 is the sum of 2 and 2.

libjo libjo

x_1 reflects Libyan culture/nationality in aspect x_2 .

lifri lifri

x_1 [person/passive/state] undergoes/experiences x_2 (event/experience); x_2 happens to x_1 .

li'i

abstractor: experience abstractor; x_1 is x_2 's experience of [bridi] (participant or observer).

li'o

discursive: omitted text (quoted material).

li'u

elidable terminator: end grammatical quotation; seldom elidable except at end of text.

lijda lijda

x_1 is a religion of believers including x_2 sharing common beliefs/practices/tenets including x_3 .

lijgri

g_1 is a row (group) showing common property (ka) g_2 due to set g_3 linked by relations g_4 .

lindi lindi

x_1 is lightning/electrical arc/thunderbolt striking at/extending to x_2 from x_3 .

linji linji

x_1 is a line/among lines [1-dimensional shape/form] defined by set of points x_2 .

linsi linsi

x_1 is a length of chain/links of material x_2 with link properties x_3 .

lisri lisri

x_1 is a story/tale/yarn/narrative about plot/subject/moral x_2 by storyteller x_3 to audience x_4 .

liste liste

x_1 (physical object) is a list/catalog/register of sequence/set x_2 in order x_3 in medium x_4 .

litki litki

x_1 is liquid/fluid, of composition/material including x_2 , under conditions x_3 .

litru litru

x_1 travels/journeys/goes/moves via route x_2 using means/vehicle x_3 ; x_1 is a traveller.

lo

descriptor: the one, which (is / does) ... / those, which (are / do) ...

logji logji

x₁ [rules/methods] is a logic for deducing/concluding/infering/reasoning to/about x₂ (du'u).

lo'a

shift letterals to Lojban (Roman) alphabet.

lo'e

veridical descriptor: the typical one(s) who really is(are) ...

lo'i

veridical descriptor: the set of those that really are ..., treated as a set.

lo'o

elidable terminator: end math express.(mex) sumti; end mex-to-sumti conversion; usually elidable.

lo'u

start questionable/out-of-context quote; text should be Lojban words, but needn't be grammatical.

loi

veridical descriptor: the mass of individual(s) that is(are) ...

.lojban.

Lojban.

lojbangirz

Logical Language Group (LLG)

lojbaugri

x₁ is the Logical Language Group (LLG).

lojbo lojbo

x₁ reflects [Loglandic]/Lojbanic language/culture/nationality/community in aspect x₂.

mi lojbo le ka se cinri la .lojban. vau .i je mi na se bangu la .lojban. — I'm a Lojbanic person in that I'm interested in Lojban; I don't speak it.

loldi loldi

x_1 is a floor/bottom/ground of x_2 .

lonu

event descriptor: contraction of {lo nu} and identical in meaning.

lu

start grammatical quotation; quoted text should be grammatical on its own.

mi pu cusku lu coi le pendo li'u — I said "Hello, friends!"

lubno lubno

x_1 reflects Lebanese culture/nationality in aspect x_2 .

lubu

letteral for a quotation

lu'a

the members of the set/components of the mass; converts another description type to individuals.

lu'e

the symbol for (indirect discourse); uses the symbol/word(s) for a sumti as the desired sumti.

lu'i

the set with members; converts another description type to a set of the members.

lu'o

the mass composed of; converts another description type to a mass composed of the members.

lu'u

elidable terminator: end of sumti qualifiers; usually elidable except before a

sumti.

lujvo lujvo

x_1 (text) is a compound predicate word with meaning x_2 and arguments x_3 built from metaphor x_4 .

ly.

letteral for l.

ma

pro-sumti: sumti question (what/who/how/why/etc.); appropriately fill in sumti blank.

do djica ma — What do you want?

ma prenu gi'e pu zvati ti — Who was here?

ma dacti gi'e pu zvati ti — What object was here?

mabla mabla

x_1 is execrable/deplorable/wretched/shitty/awful/rotten/miserable/contemptible/crappy/inferior/low-quality in property x_2 by standard x_3 ; x_1 stinks/sucks in aspect x_2 according to x_3 .

ma'a

pro-sumti: me/we the speaker(s)/author(s) & you the listener(s) & others unspecified.

ma'i mahi

manri modal, 1st place (by standard 2) in reference frame ...

ma'o

convert letteral string or other mathematical expression (mex) operand to mex operator.

ma'u

digit/number: plus sign; positive number; default any positive.

mai

utterance ordinal suffix; converts a number to an ordinal, such as an item or paragraph number.

makau

indirect question as in "I know WHO she was"

mamta mamta

x_1 is a mother of x_2 ; x_1 bears/mothers/acts maternally toward x_2 ; [not necessarily biological].

manci manci

x_1 feels wonder/awe/marvels about x_2 .

manku manku

x_1 is dark/lacking in illumination.

mapti mapti

x_1 fits/matches/suits/is compatible/appropriate/responds to/with x_2 in property/aspect x_3 .

marji marji

x_1 is material/stuff/matter of type/composition including x_2 in shape/form x_3 .

masno masno

x_1 is slow/sluggish at doing/being/bringing about x_2 (event/state).

matne matne

x_1 is a quantity of/contains butter/oleo/margarine/shortening from source x_2 .

mau mau

zmadu modal, 1st place (a greater) exceeded by ... ; usually a sumti modifier.

me

convert sumti to selbri/tanru element; x_1 is specific to [sumti] in aspect x_2 .

ti me le titla vanju — This is an example of sweet wine.

xu do me le ctuca — Are you one of the teachers?

megdo megdo

x_1 is a million [10^6] of x_2 in dimension/aspect x_3 (default is units).

me'a meha

mleca modal, 1st place (a lesser) undercut by ... ; usually a sumti modifier.

me'e mehe

cmene modal, 1st place (requires quote) with name ...; so-called ...

me'i

digit/number: less than.

me'o

the mathematical expression (unevaluated); convert unevaluated mathematical expression to sumti.

me'u

elidable terminator: end sumti that was converted to selbri; usually elidable.

mei

convert number to cardinality selbri; x_1 is a mass formed from a set x_2 of n members, one or more of which is/are x_3 , measured relative to the set x_4 .

mekso mekso

x_1 [quantifier/expression] is a mathematical expression interpreted under rules/convention x_2 .

melbi melbi

x_1 is beautiful/pleasant to x_2 in aspect x_3 (ka) by aesthetic standard x_4 .

meljo meljo

x_1 reflects Malaysian/Malay culture/nationality/language in aspect x_2 .

menli menli

x_1 is a mind/intellect/psyche/mentality/[consciousness] of body x_2 .

meni meni

x_1 is a sister of/sororal to x_2 by bond/tie/standard/parent(s) x_3 ; [not necessarily biological].

merko merko

x_1 pertains to USA/American culture/nationality/dialect in aspect x_2 .

mexno mexno

x_1 reflects Mexican culture/nationality in aspect x_2 .

mi

pro-sumti: me/we the speaker(s)/author(s); identified by self-vocative.

mi gleki — I'm happy.

midju midju

x_1 is in/at the middle/center/midpoint/[is a focus] of x_2 ; (adjective:) x_1 is central.

mi'a

pro-sumti: me/we the speaker(s)/author(s) & others unspecified, but not you, the listener.

mi'e

self vocative: self-introduction - denial of identity; identifies speaker.

mi'i

non-logical interval connective: ordered components: ... center, ... range surrounding center.

mi'o

pro-sumti: me/we the speaker(s)/author(s) & you the listener(s).

mi'u

discursive: ditto.

mikce mikce

x₁ doctors/treats/nurses/[cures]/is physician/midwife to x₂ for ailment x₃ by treatment/cure x₄ .

mikri mikri

x₁ is a millionth [10⁻⁶] of x₂ in dimension/aspect x₃ (default is units).

milti milti

x₁ is a thousandth [1/1000; 10⁻³] of x₂ in dimension/aspect x₃ (default is units).

milxe milxe

x₁ is mild/non-extreme/gentle/middling/somewhat in property x₂ (ka); x₁ is not very x₂ .

minde minde

x₁ issues commands/orders to x₂ for result x₃ (event/state) to happen; x₃ is commanded to occur.

minli minli

x₁ is x₂ (default 1) long local distance unit(s) [non-metric], x₃ subunits, standard x₄ .

mintu mintu

x₁ is the same/identical thing as x₂ by standard x₃ ; (x₁ and x₂ interchangeable).

misro misro

x₁ reflects Egyptian culture/nationality in aspect x₂ .

mixre mixre

x₁ (mass) is a mixture/blend/colloid/commingling with ingredients including x₂ .

mlana mlana

x₁ is to the side of/lateral to x₂ and facing x₃ from point of view/in-frame-of-reference x₄ .

mlatu mlatu

x₁ is a cat/[puss/pussy/kitten] [feline animal] of species/breed x₂ ; (adjective:)
x₁ is feline.

mleca mleca

x₁ is less than x₂ in property/quantity x₃ (ka/ni) by amount x₄ .

mo

pro-brid: brid/selbri/brivla question.

do mo — How are you?

la .lojban. cu mo — What is Lojban?

mo'a

digit/number: too few; subjective.

mo'e

convert sumti to mex operand; sample use in story arithmetic: [3 apples] + [3 apples] = what.

mo'i

mark motions in space-time.

mo'o

higher-order utterance ordinal suffix; converts a number to ordinal, usually a section/chapter.

mo'u

interval event contour: at the natural ending point of ...; completive | >|<.

moi

convert number to ordinal selbri; x₁ is (n)th member of set x₂ ordered by rule x₃ .

mojysu'a

s₁ is a structure of parts s₂ as a monument/memorial to m₃ .

mokca mokca

x_1 is a point/instant/moment [0-dimensional shape/form] in/on/at time/place x_2 .

molro molro

x_1 is x_2 mole(s) [metric unit] in substance (default is 1) by standard x_3 .

morji morji

x_1 remembers/recalls/recollects fact(s)/memory x_2 (du'u) about subject x_3 .

morko morko

x_1 reflects Moroccan culture/nationality in aspect x_2 .

morsi morsi

x_1 is dead/has ceased to be alive.

mrostu

s_1 is the grave/tomb of $m_1 = s_2$.

mu

digit/number: 5 (digit) [five].

mu'a

discursive: for example - omitting - end examples.

mu'anai

discursive: for example - omitting - end examples.

mu'e

abstractor: achievement (event) abstractor; x_1 is the event-as-a-point/achievement of [bridi].

mu'i muhi

mukti modal, 1st place because of motive ...

mu'onai

vocative: over (response OK) - more to come.

mukti mukti

x_1 (action/event/state) motivates/is a motive/incentive for action/event x_2 , per volition of x_3 .

mulgri

$g_1 = m_1$ is a complete set showing common property (ka) g_2 , complete by standard m_3 .

mulno mulno

x_1 (event) is complete/done/finished; x_1 (object) has become whole in property x_2 by standard x_3 .

murta murta

x_1 is a curtain/blinds/drapes for covering/obscuring aperture x_2 , and made of material x_3 .

muslo muslo

x_1 pertains to the Islamic/Moslem/Koranic [Quranic] culture/religion/nation in aspect x_2 .

mutce mutce

x_1 is much/extreme in property x_2 (ka), towards x_3 extreme/direction; x_1 is, in x_2 , very x_3 .

ti mutce le ka kargu — This is very expensive.

mi mutce le ka senpi — I highly doubt that.

muvdu muvdu

x_1 (object) moves to destination/receiver x_2 [away] from origin x_3 over path/route x_4 .

my.

letteral for m.

na

bridi contradictory negator; scope is an entire bridi; logically negates in some cmavo compounds.

na ku le speni be mi cu citno — It's not true that my wife is young.

na'a

cancel all letteral shifts.

na'e

contrary scalar negator: other than ...; not ...; a scale or set is implied.

na'e vajni mi — It's not important to me.

do ba na'e snada — You won't make it (won't succeed).

na'e bo mi pu zukte — Not I did it.

na'i

discursive: metalinguistic negator.

na'o

tense interval modifier: characteristically/typically; tense/modal; defaults as time tense.

na'u

convert selbri to mex operator; used to create less-used operators using fu'ivla, lujvo, etc.

na'ujbi

x_1 is approximately equal to x_2 .

nai

attached to cmavo to negate them; various negation-related meanings.

.ui .i .ui nai — Yay! Alas!

naja

logical connective: tanru-internal afterthought conditional/only if.

najnimre

x₁ is an orange of variety x₂ .

naku

(adverbial) bridi contradictory negator; "it is not true that..."; negates the bridi as well as any other adverbial or quantifier located on its right.

nakykemcinctu

x₁ is a male teacher of sexuality to audience x₂ .

namcu namcu

x₁ (li) is a number/quantifier/digit/value/figure (noun); refers to the value and not the symbol.

nanba nanba

x₁ is a quantity of/contains bread [leavened or unleavened] made from grains x₂ .

nanla nanla

x₁ is a boy/lad [young male person] of age x₂ immature by standard x₃ .

nanmu nanmu

x₁ is a man/men; x₁ is a male humanoid person [not necessarily adult].

nanvi nanvi

x₁ is a billionth/thousand-millionth [10⁻⁹] of x₂ in dimension/aspect x₃ (default is units).

nau

tense: refers to current space/time reference absolutely.

ne

non-restrictive relative phrase marker: which incidentally is associated with ...

ne'a

location tense relation/direction; approximating/next to ...

ne'i

location tense relation/direction; within/inside of/into ...

nei

pro-brid: repeats the current brid.

ni

abstractor: quantity/amount abstractor; x_1 is quantity/amount of [brid] measured on scale x_2 .

nibli nibli

x_1 logically necessitates/entails/implies action/event/state x_2 under rules/ logic system x_3 .

nicte nicte

x_1 is a nighttime of day x_2 at location x_3 ; (adjective:) x_1 is at night/ nocturnal.

ni'a

location tense relation/direction; downwards/down from ...

ni'e

convert selbri to mex operand; used to create new non-numerical quantifiers; e.g. "herd" of oxen.

ni'i nihi

nibli modal, 1st place logically; logically because ...

ni'o

discursive: paragraph break; introduce new topic.

ni'u

digit/number: minus sign; negative number); default any negative.

nimre nimre

x_1 is a quantity of citrus [fruit/tree, etc.] of species/strain x_2 .

ninmu ninmu

x₁ is a woman/women; x₁ is a female humanoid person [not necessarily adult].

nitcu nitcu

x₁ needs/requires/is dependent on/[wants] necessity x₂ for purpose/action/ stage of process x₃ .

nixli nixli

x₁ is a girl [young female person] of age x₂ immature by standard x₃ .

no

digit/number: 0 (digit) [zero].

nobli nobli

x₁ is noble/aristocratic/elite/high-born/titled in/under culture/society/standard x₂ .

noda

logically quantified sumti: nothing at all (unless restricted).

no'a

pro-brididi: repeats the brididi in which this one is embedded.

no'e

midpoint scalar negator: neutral point between je'a and to'e; "not really".

no'i

discursive: paragraph break; resume previous topic.

no'o

digit/number: typical/average value.

no'u

non-restrictive appositive phrase marker: which incidentally is the same thing as ...

noi

non-restrictive relative clause; attaches subordinate bridi with incidental information.

mi tavla do noi mi prami ke'a — I'm talking to you whom I love.

nolraitru

$t_1 = n_1$ is a regent/monarch of t_2 by standard n_2 .

noroi

tense interval modifier: never; objectively quantified tense; defaults as time tense.

nu

abstractor: generalized event abstractor; x_1 is state/process/achievement/activity of [bridi].

la .alis. cu nitcu le nu su'o da bevri le birje le nei — Alice needs to be given beer.

mi gleki le nu do klama — I am happy that you came.

le nu prami cu nu gunka — Loving is working.

nu'a

convert mathematical expression (mex) operator to a selbri/tanru component.

nu'e

vocative: promise - promise release - un-promise.

nu'i

start forethought termset construct; marks start of place structure set with logical connection.

nu'o

modal aspect: can but has not; unrealized potential.

mi pu pu'o je nu'o pencu — I almost touched it.

nu'u

elidable terminator: end forethought termset; usually elidable except with following sumti.

nuncti

n_1 is an event at which c_1 eat(s) c_2 .

nunctu

x_1 (nu) is an event in which x_2 teaches x_3 facts x_4 (du'u) about x_5 by means x_6 ; x_1 is a lesson given by x_2 to x_3 .

nunkla

n_1 is a passage where goer k_1 comes/goes to destination k_2 from origin k_3 via route k_4 using means/vehicle k_5 .

nupre nupre

x_1 (agent) promises/commits/assures/threatens x_2 (event/state) to x_3 [beneficiary/victim].

nuzlo

x_1 reflects New Zealand culture/nationality/geography/dialect in aspect x_2 .

ny.

letteral for n.

.o

logical connective: sumti afterthought biconditional/iff/if-and-only-if.

.obu

letteral for o.

.o'e

attitudinal: closeness - distance.

.o'ocu'i

attitudinal: patience - mere tolerance - anger.

.o'u

attitudinal: relaxation - composure - stress.

.oi

attitudinal: complaint - pleasure.

.oinai

attitudinal: complaint - pleasure.

.onai

logical connective: sumti afterthought exclusive or; Latin 'aut'.

pa

digit/number: 1 (digit) [one].

pa smoka cu cpana le jubme — There is exactly one sock on the table.

pacna pacna

x_1 hopes/wishes for/desires x_2 (event), expected likelihood x_3 (0-1); x_1 hopes that x_2 happens.

pacru'i

x_1 is an evil spirit / demon

pagbu pagbu

x_1 is a part/component/piece/portion/segment of x_2 [where x_2 is a whole/mass]; x_2 is partly x_1 .

pagre pagre

x_1 passes through/penetrates barrier/medium/portal x_2 to destination side x_3 from origin side x_4 .

pa'e

discursive: justice - prejudice.

pa'enai

discursive: justice - prejudice.

pa'o

location tense relation/direction; transfixing/passing through ...

pai

digit/number: pi (approximately 3.1416...); the constant defined by the ratio of the circumference to the diameter of all circles.

palta palta

x_1 is a plate/dish/platter/saucer [flat/mildly concave food service bed] made of material x_2 .

pamai

discursive: first utterance ordinal.

pamoi

quantified selbri: convert 1 to ordinal selbri; x_1 is first among x_2 ordered by rule x_3 .

panci panci

x_1 is an odor/fragrance/scent/smell emitted by x_2 and detected by observer/sensor x_3 .

pare'uku

for the first time

paso

number/quantity: 19 [nineteen].

patyta'a

$p_1 = t_1$ complains verbally to $p_3 = t_2$ about $p_2 = t_3$ in language t_4

pau

discursive: optional question premarker.

paunai

discursive: unreal/rhetorical question follows.

pe

restrictive relative phrase marker: which is associated with ...; loosest associative/possessive.

ti du le pa karce pe la .alis. — This is a car of my friend.

le pendo be mi cu jai fenki .i le pendo pe mi cu jai fenki — My friend is crazy.

ti me le karce pe mi — This is my car.

pe'a

marks a construct as figurative (non-literal/metaphorical) speech/text.

pe'e

marks the following connective as joining termsets.

pe'i

evidential: I opine (subjective claim).

pe'o

forethought flag for mathematical expression (mex) Polish (forethought) operator.

pei

attitudinal: attitudinal question; how do you feel about it? with what intensity?.

.au pei mi kansa do — Do you want me to accompany you?

pei mi'o zvati le nu salci — What about going to the party?

pelji pelji

x₁ is paper from source x₂ .

pelnimre

x₁ is a lemon of variety x₂ .

pelxu pelxu

x₁ is yellow/golden [color adjective].

pendo pendo

x_1 is/acts as a friend of/to x_2 (experiencer); x_2 befriends x_1 .

penmi penmi

x_1 meets/encounters x_2 at/in location x_3 .

pensi pensi

x_1 thinks/considers/cogitates/reasons/is pensive about/reflects upon subject/
concept x_2 .

petso petso

x_1 is 10^{15} of x_2 in dimension/aspect x_3 (default is units).

pezli pezli

x_1 is a leaf of plant x_2 ; x_1 is foliage of x_2 .

pi

digit/number: radix (number base) point; default decimal.

picti picti

x_1 is a trillionth [10^{-12}] of x_2 in dimension/aspect x_3 (default is units).

pi'a

n-ary mathematical operator: operands are vectors to be treated as matrix rows.

pi'e

digit/number: separates digits for base >16, not current standard, or variable (e.g. time, date).

pi'i

n-ary mathematical operator: times; multiplication operator; [(((a * b) * c) * ...)].

pi'o piho

pilno modal, 1st place used by ...

pi'u

non-logical connective: cross product; Cartesian product of sets.

pilno pilno

x_1 uses/employs x_2 [tool, apparatus, machine, agent, acting entity, material] for purpose x_3 .

ra pu pilno le skami le nu facki le se nitcu — He used a computer to get the necessary information.

pimlu pimlu

x_1 is a/the feather/plume(s)/plumage [body-part] of animal/species x_2 .

pinta pinta

x_1 is flat/level/horizontal in gravity/frame of reference x_2 .

pinxe pinxe

x_1 (agent) drinks/imbibes beverage/drink/liquid refreshment x_2 from/out-of container/source x_3 .

piro

number: all of.

piro'a

number: almost all of.

piro'u

number: a little of.

piro'o

number: at least some of.

pixra pixra

x_1 is a picture/illustration representing/showing x_2 , made by artist x_3 in medium x_4 .

platu platu

x₁ (agent) plans/designs/plots plan/arrangement/plot/[schematic] x₂ for state/process x₃ .

plipe plipe

x₁ (agent/object) leaps/jumps/springs/bounds to x₂ from x₃ reaching height x₄ propelled by x₅ .

pluka pluka

x₁ (event/state) seems pleasant to/pleases x₂ under conditions x₃ .

pluta pluta

x₁ is a route/path/way/course/track to x₂ from x₃ via/defined by points including x₄ (set).

po

restrictive relative phrase marker: which is specific to ...; normal possessive physical/legal.

po'e

restrictive relative phrase marker: which belongs to ... ; inalienable possession.

po'o

discursive: uniquely, only, solely: the only relevant case.

mi pu te vecnu le jisra ku po'o — I bought only some juice.

po'u

restrictive appositive phrase marker: which is the same thing as.

poi

restrictive relative clause; attaches subordinate bridi with identifying information to a sumti.

polje polje

x₁ (force) folds/creases x₂ at locus/loci/forming crease(s)/bend(s) x₃ .

polno polno

x₁ reflects Polynesian/Oceanian (geographic region) culture/nationality/ languages in aspect x₂ .

ponjo ponjo

x₁ reflects Japanese culture/nationality/language in aspect x₂ .

ponseponse

x₁ possesses/owns/has x₂ under law/custom x₃ ; x₁ is owner/proprietor of x₂ under x₃ .

porsi porsiporsi

x₁ [ordered set] is sequenced/ordered/listed by comparison/rules x₂ on unordered set x₃ .

porto porto

x₁ reflects Portuguese culture/nationality/language in aspect x₂ .

prali prali

x₁ is a profit/gain/benefit/advantage to x₂ accruing/resulting from activity/process x₃ .

prenu prenu

x₁ is a person/people (noun) [not necessarily human]; x₁ displays personality/a persona.

le xo prenu ca zvati ti voi kumfa — How many people are in this room now?

preti preti

x₁ (quoted text) is a question/query about subject x₂ by questioner x₃ to audience x₄ .

prije prije

x₁ is wise/sage about matter x₂ (abstraction) to observer x₃ .

prina prina

x₁ is a print/impression/image on/in surface x₂ of/made by/using tool/press/

implement/object x 3 .

pritu pritu

x 1 is to the right/right-hand side of x 2 which faces/in-frame-of-reference x 3 .

pu

time tense relation/direction: did [selbri]; before/prior to [sumti]; default past tense.

mi pu na ku viska le mlatu — I didn't see the cat.

mi pu prami le pa nanmu — I loved one man.

mi ba tavla do pu le nu do cliva — I will talk to you before you leave.

puba

time tense: was going to; (tense/modal).

pu'i

modal aspect: can and has; demonstrated potential.

pu'o

interval event contour: in anticipation of ...; until ... ; inchoative ----| |.

pu'u

abstractor: process (event) abstractor; x 1 is process of [bridi] proceeding in stages x 2 .

pulji pulji

x 1 is a police officer/[enforcer/vigilante] enforcing law(s)/rule(s)/order x 2 .

punji punji

x 1 (agent) puts/places/sets x 2 on/at surface/locus x 3 .

purci purci

x 1 is in the past of/earlier than/before x 2 in time sequence; x 1 is former; x 2 is latter.

purdi purdi

x₁ is a garden/tended/cultivated field of family/community/farmer x₂ growing plants/crop x₃ .

py.

letteral for p.

ra

pro-sumti: a recent sumti before the last one, as determined by back-counting rules.

ractu ractu

x₁ is a rabbit/hare/[doe] of species/breed x₂ .

radno radno

x₁ is x₂ radian(s) [metric unit] in angular measure (default is 1) by standard x₃ .

rafsi rafsi

x₁ is an affix/suffix/prefix/combining-form for word/concept x₂ , form/properties x₃ , language x₄ .

ra'a raha

srana modal, 1st place pertained to by ... (generally more specific).

ra'e

digit/number: repeating digits (of a decimal) follow.

ra'i rahi

krasi modal, 1st place from source/origin/starting point ...

ra'o

flag GOhA to indicate pro-assignment context updating for all pro-assigns in referenced bridi.

ra'u

discursive: chiefly - equally - incidentally.

ra'ucu'i

discursive: chiefly - equally - incidentally.

ra'unai

discursive: chiefly - equally - incidentally.

rai rai

traji modal, 1st place with superlative ...

rakso rakso

x₁ reflects Iraqi culture/nationality in aspect x₂.

raktu raktu

x₁ (object/person/event/situation) troubles/disturbs x₂ (person) causing problem(s) x₃.

ralju ralju

x₁ is principal/chief/leader/main/[staple], most significant among x₂ (set) in property x₃ (ka).

ranji ranji

x₁ (event/state) continues/persists over interval x₂; x₁ (property - ka) is continuous over x₂.

rarna rarna

x₁ is natural/spontaneous/instinctive, not [consciously] caused by person(s).

ratcu ratcu

x₁ is a rat of species/breed x₂.

rau

digit/number: enough; subjective.

re

digit/number: 2 (digit) [two].

re cribe ca cpana le bisli — There are two bears on the ice.

re'i

vocative: ready to receive - not ready to receive.

re'inai

vocative: ready to receive - not ready to receive.

re'o

location tense relation/direction; adjacent to/touching/contacting ...

re'u

converts number to an objectively quantified ordinal tense interval modifier; defaults to time.

remai

discursive: second utterance ordinal.

remei

quantified selbri: convert 2 to cardinal selbri; x_1 is a set with the pair of members x_2 .

remna remna

x_1 is a human/human being/man (non-specific gender-free sense); (adjective:) x_1 is human.

rere'u

for the second time ...

reroi

tense interval modifier: twice; objectively quantified tense; defaults as time tense.

retsku

$c_1 = p_3$ asks/puts question $c_2 = p_1$ (sedu'u/text/lu'e concept) of/to $c_3 = p_4$ via expressive medium c_4 about subject p_2 .

ri

pro-sumti: the last sumti, as determined by back-counting rules.

ricfu ricfu

x₁ is rich/wealthy in goods/possessions/property/aspect x₂ .

rigni rigni

x₁ is repugnant to/causes disgust to x₂ under conditions x₃ .

ri'a riha

rinka modal, 1st place (phys./mental) causal because ...

ri'e

attitudinal modifier: release of emotion - emotion restraint.

rinka rinka

x₁ (event/state) effects/physically causes effect x₂ (event/state) under conditions x₃ .

rirxe rirxe

x₁ is a river of land mass x₂ , draining watershed x₃ into x₄ /terminating at x₄ .

risna risna

x₁ is a/the heart [body-part] of x₂ ; [emotional/shape metaphors are NOT culturally neutral].

ro

digit/number: each, all.

ro mlatu cu danlu — Cats are animals.

le ro pendo be mi cu cusku le se du'u mi simlu le ka tatpi — All of my friends say that I look tired.

ro'a

emotion category/modifier: social - antisocial.

ro'anai

emotion category/modifier: social - antisocial.

ro'e

emotion category/modifier: mental - mindless.

ro'o

emotion category/modifier: physical - denying physical.

ro'u

emotion category/modifier: sexual - sexual abstinence.

roi

converts number to an objectively quantified tense interval modifier; defaults to time tense.

romai

discursive utterance ordinal: finally; last utterance ordinal.

ropno ropno

x₁ reflects European culture/nationality/geography/Indo-European languages in aspect x₂.

ru

pro-sumti: a remote past sumti, before all other in-use backcounting sumti.

ruble ruble

x₁ is weak/feeble/frail in property/quality/aspect x₂ (ka) by standard x₃.

ru'a

evidential: I postulate.

ru'e

attitudinal: weak intensity attitude modifier.

.ui ru'e do snada — Yay, you won.

ru'i

tense interval modifier: continuously; subjective tense/modal; defaults as time tense.

ru'inai

tense interval modifier: occasional/intermittent/discontinuous; defaults as time tense.

ru'o

shift letterals to Cyrillic alphabet.

ru'u

location tense relation/direction; surrounding/annular ...

rusko rusko

x_1 reflects Russian culture/nationality/language in aspect x_2 .

rutrceraso

x_1 is a cherry of species x_2 .

ry.

letteral for r.

sa

erase complete or partial utterance; next word shows how much erasing to do.

sadjo sadjo

x_1 reflects Saudi Arabian culture/nationality in aspect x_2 .

sa'a

discursive: material inserted by editor/narrator (bracketed text).

sa'enai

discursive: precisely speaking - loosely speaking.

sa'i

n-ary mathematical operator: operands are vectors to be treated as matrix columns.

sa'unai

discursive: simply - elaborating.

sai

attitudinal: moderate intensity attitude modifier.

.ui sai do snada — Yay, you won!

sakli sakli

x₁ slides/slips/glides on x₂.

sakta sakta

x₁ is made of/contains/is a quantity of sugar [sweet edible] from source x₂ of composition x₃.

salci salci

x₁ celebrates/recognizes/honors x₂ (event/abstract) with activity/[party] x₃.

salpo salpo

x₁ is sloped/inclined/slanted/aslant with angle x₂ to horizon/frame x₃.

sampu sampu

x₁ is simple/unmixed/uncomplicated in property x₂ (ka).

sance sance

x₁ is sound produced/emitted by x₂.

sanga sanga

x₁ sings/chants x₂ [song/hymn/melody/melodic sounds] to audience x₃.

sanji sanji

x₁ is conscious/aware of x₂ (object/abstract); x₁ discerns/recognizes x₂ (object/abstract).

sanli sanli

x₁ stands [is vertically oriented] on surface x₂ supported by limbs/support/pedestal x₃.

sanmi sanmi

x₁ (mass) is a meal composed of dishes including x₂ .

saske saske

x₁ (mass of facts) is science of/about subject matter x₂ based on methodology x₃ .

savru savru

x₁ is a noise/din/clamor [sensory input without useful information] to x₂ via sensory channel x₃ .

se

2nd conversion; switch 1st/2nd places.

mi se slabu le ctuca .i va'i le ctuca cu slabu mi — I am familiar with the teacher. In other words, the teacher is familiar to me.

seba'i sebah

basti modal, 2nd place instead of ...

sedu'u

compound abstractor: sentence/equation abstract; x₁ is text expressing [bridi] which is x₂ .

se'a

attitudinal modifier: self-sufficiency - dependency.

se'e

following digits code a character (in ASCII, Unicode, etc.).

se'i

attitudinal modifier: self-oriented - other-oriented.

se'o

evidential: I know by internal experience (dream, vision, or personal revelation).

se'u

elidable terminator: end discursive bridi or mathematical precedence; usually elidable.

sei

start discursive (metalinguistic) bridi.

sei mi morji do ctuca — As I remember, you are a teacher.

sei mi bebna le zarci cu se stuzi le drata — Silly me, the store is in another place.

seja'e sejahe

jalge modal, 2nd place (event causal) results because of ...

seja'eku

therefore, resultingly

seka'a sekaha

klama modal, 2nd place with destination ...

sela'u selahu

klani modal, 2nd place in quantity ...; measured as ...

selbri

$x_2 = b_1$ (du'u) is a predicate relationship with relation $x_1 = b_2$ among arguments $x_3 = b_3$ (ordered set).

selkla

To destination x_1 does x_2 go from x_3 via route x_4 by means x_5 .

selma'o

x_1 is the class of structure word x_2 , which means or has function x_3 in language x_4 .

selsku

c_2 is said by c_1 to audience c_3 via expressive medium c_4 .

seltau

x_1 is the modifying part of binary metaphor x_2 with modified part/modificand x_3 giving meaning x_4 in usage/instance x_5

selti'i

x_1 is a suggestion made by x_2 to audience x_3

selti'ifla

$f_1 = s_2$ is a bill specifying f_2 (state/event) for community f_3 under conditions f_4 , proposed/drafted by s_1 .

semau semau

zmadu modal, 2nd place (relative!) more than ...; usually a sumti modifier.

seme'a semeha

mleca modal, 2nd place (relative!) less than ...; usually a sumti modifier.

semto semto

x_1 reflects Semitic [metaphor: Middle-Eastern] language/culture/nationality in aspect x_2 .

semu'ibo

that is the motive for the event ...

senva senva

x_1 dreams about/that x_2 (fact/idea/event/state); x_2 is a dream/reverie of x_1 .

sepi'o sepiho

pilno modal, 2nd place (instrumental) tool/machine/apparatus/acting entity; using (tool) ...

seri'a seriha

rinka modal, 2nd place (phys./mental) causal therefore ...

serti serti

x_1 are stairs/stairway/steps for climbing structure x_2 with steps x_3 .

sfofa sfofa

x₁ is a sofa/couch (noun).

si

erase the last Lojban word, treating non-Lojban text as a single word.

.au mi citka le pa plise si perli — I'd like to eat an apple, no, pear!

siclu siclu

x₁ [sound source] whistles/makes whistling sound/note/tone/melody x₂ .

sidju sidju

x₁ helps/assists/aids object/person x₂ do/achieve/maintain event/activity x₃ .

si'a

discursive: similarly.

si'e

convert number to portion selbri; x₁ is an (n)th portion of mass/totality x₂ ;
(cf. gunma).

si'o

abstractor: idea/concept abstractor; x₁ is x₂ 's concept of [bridi].

simlu simlu

x₁ seems/appears to have property(ies) x₂ to observer x₃ under conditions x₄ .

simsa simsa

x₁ is similar/parallel to x₂ in property/quantity x₃ (ka/ni); x₁ looks/appears like x₂ .

le skapi be ra pu simsa le snime le ka blabi — Her skin was white as snow.

mi simsa le'e cipni le ka zifre — I am free as a bird.

simxu simxu

x₁ (set) has members who mutually/reciprocally x₂ (event [x₁ should be

reflexive in 1+ sumti]).

since since

x_1 is a snake/serpent of species/breed x_2 .

sinso sinso

x_1 is the trigonometric sine of angle/arcsine x_2 .

sinxa sinxa

x_1 is a sign/symbol/signal representing/referring/signifying/meaning x_2 to observer x_3 .

sipna sipna

x_1 is asleep (adjective); x_1 sleeps/is sleeping.

sirji sirji

x_1 is straight/direct/line segment/interval between x_2 and x_3 ; (adjective:) x_1 is linear.

sirxo sirxo

x_1 reflects Syrian culture/nationality in aspect x_2 .

sisti sisti

x_1 [agent] ceases/stops/halts/ends activity/process/state x_2 [not necessarily completing it].

skari skari

x_1 is/appears to be of color/hue x_2 as perceived/seen by x_3 under conditions x_4 .

skicu skicu

x_1 tells about/describes x_2 (object/event/state) to audience x_3 with description x_4 (property).

skoto skoto

x_1 reflects Gaelic/Scottish culture/nationality/language in aspect x_2 .

slabu slabu

x_1 is old/familiar/well-known to observer x_2 in feature x_3 (ka) by standard x_4 .

slaka slaka

x_1 is a syllable in language x_2 .

sligu sligu

x_1 is solid, of composition/material including x_2 , under conditions x_3 .

slovo slovo

x_1 reflects Slavic language/culture/ethos in aspect x_2 .

smacu smacu

x_1 is a mouse of species/breed x_2 .

smudukti

d_1 and $d_2 = s_2$ are antonyms of each other.

smuni smuni

x_1 is a meaning/interpretation of x_2 recognized/seen/accepted by x_3 .

snada snada

x_1 [agent] succeeds in/achieves/completes/accomplishes x_2 as a result of effort/attempt/try x_3 .

softo softo

x_1 reflects Russian empire/USSR/ex-USSR (Soviet]/CIS culture/nationality in aspect x_2 .

so'a

digit/number: almost all (digit/number).

so'e

digit/number: most.

so'i

digit/number: many.

so'imei

quantified selbri: convert many to cardinal; x_1 is a set with many members x_2 of total set x_3 .

so'o

digit/number: several.

so'u

digit/number: few.

soi

discursive: reciprocal sumti marker; indicates a reciprocal relationship between sumti.

solji solji

x_1 is a quantity of/contains/is made of gold (Au); [metaphor: valuable, heavy, non-reactive].

solri solri

x_1 is the sun of home planet x_2 (default Earth) of race x_3 ; (adjective:) x_1 is solar.

solxrula

x_1 is a sunflower of species/variety x_2 .

sonci sonci

x_1 is a soldier/warrior/fighter of army x_2 .

sovda sovda

x_1 is an egg/ovum/sperm/pollen/gamete of/from organism [mother/father] x_2 .

spageti

x_1 - is spaghetti made out of/containing x_2 .

spaji spaji

x₁ (event/action abstract) surprises/startles/is unexpected [and generally sudden] to x₂ .

spano spano

x₁ reflects Spanish-speaking culture/nationality/language in aspect x₂ .

spati spati

x₁ is a plant/herb/greenery of species/strain/cultivar x₂ .

spuda spuda

x₁ answers/replies to/responds to person/object/event/situation/stimulus x₂ with response x₃ .

spusku

x₁ gives reply/answer/responds with x₂ (sedu'u/text/lu'e concept) to x₃ via expressive medium x₄ , about subject x₅ .

sraji sraji

x₁ is vertical/upright/erect/plumb/oriented straight up and down in reference frame/gravity x₂ .

sraku sraku

x₁ [abrasive/cutting/scratching object/implement] scratches/[carves]/erodes/cuts [into] x₂ .

sralo sralo

x₁ reflects Australian culture/nationality/geography/dialect in aspect x₂ .

srana srana

x₁ pertains to/is germane/relevant to/concerns/is related/associated with/is about x₂ .

do .e'o ciska le srana be le se lifri be do — Please write about your experience.

xu le nu do litru cu srana le jibri be do — Is your journey related to your job?

srito srito

x₁ reflects Sanskrit language/Sanskritic/Vedic culture/nationality in aspect x₂ .

sruri sruri

x₁ encircles/encloses/is surrounding x₂ in direction(s)/dimension(s)/plane x₃ .

stali stali

x₁ remains/stays at/abides/lasts with x₂ .

steci steci

x₁ (ka) is specific/particular/specialized/[special]/a defining property of x₂ among x₃ (set).

stedu stedu

x₁ is a/the head [body-part] of x₂ ; [metaphor: uppermost portion].

stela stela

x₁ is a lock/seal of/on/for sealing x₂ with/by locking mechanism x₃ .

stero stero

x₁ is x₂ steradian(s) [metric unit] in solid angle (default is 1) by standard x₃ .

stidi stidi

x₁ (agent) suggests/proposes idea/action x₂ to audience x₃ ; x₁ (event) inspires x₂ in/among x₃ .

stura stura

x₁ is a structure/arrangement/organization of x₂ [set/system/complexity].

stuzi stuzi

x₁ is an inherent/inalienable site/place/position/situation/spot/location of x₂ (object/event).

su

erase to start of discourse or text; drop subject or start over.

sudga sudga

x_1 is dry of liquid x_2 ; (adjective:) x_1 is arid.

sudysrasu

x_1 is hay of species x_2

su'a

evidential: I generalize - I particularize; discursive: abstractly - concretely.

su'anai

evidential: I generalize - I particularize; discursive: abstractly - concretely.

su'e

digit/number: at most (all); no more than.

su'i

n-ary mathematical operator: plus; addition operator; [(((a + b) + c) + ...)].

su'o

digit/number: at least (some); no less than.

su'o ci prenu pu cliva le dinju — At least three people left the building.

su'oroi

at least once ...

su'u

abstractor: generalized abstractor (how); x_1 is [bridi] as a non-specific abstraction of type x_2 .

suksa suksa

x_1 (event/state) is sudden/sharply changes at stage/point x_2 in process/property/function x_3 .

sumti sumti

x_1 is a/the argument of predicate/function x_2 filling place x_3 (kind/number).

sunsicyjudri

j_1 is the longitude/right ascension of j_2 in system j_3

sutra sutra

x_1 is fast/swift/quick/hastes/rapid at doing/being/bringing about x_2 (event/state).

sy.

letteral for s.

ta

pro-sumti: that there; nearby demonstrative it; indicated thing/place near listener.

tadji tadji

x_1 [process] is a method/technique/approach/means for doing x_2 (event) under conditions x_3 .

tagji tagji

x_1 is snug/tight on x_2 in dimension/direction x_3 at locus x_4 .

ta'e

tense interval modifier: habitually; subjective tense/modal; defaults as time tense.

ta'eku

habitually

ta'i tahi

tadji modal, 1st place (in manner 3) methodically; by method ...

ta'o

discursive: by the way - returning to main point.

ta'onai

discursive: by the way - returning to main point.

ta'u

discursive: expanding the tanru - making a tanru.

ta'unai

discursive: making a tanru - expanding the tanru.

tai tai

tamsmi modal, 1st place (like)/(in manner 2) resembling ...; sharing ideal form ...

tamdu'i

d_1 is/are geometrically similar/has the same shape as d_2 .

tamsmi

x_1 has form x_2 , similar in form to x_3 in property/quality x_4 .

tanjo tanjo

x_1 is the trigonometric tangent of angle/arctangent x_2 .

tanru tanru

x_1 is a binary metaphor formed with x_2 modifying x_3 , giving meaning x_4 in usage/instance x_5 .

tarmi tarmi

x_1 [ideal] is the conceptual shape/form of object/abstraction/manifestation x_2 (object/abstract).

tatpi tatpi

x_1 is tired/fatigued by effort/situation x_2 (event); x_1 needs/wants rest.

tau

2-word letteral/shift: change case for next letteral only.

tavla tavla

x_1 talks/speaks to x_2 about subject x_3 in language x_4 .

ko smaji ca le nu mi tavla la .alis. fo la .lojban. fi le nu prami — Keep silence

when I'm talking to Alice in Lojban about love.

tcadu tcadu

x_1 is a town/city of metropolitan area x_2 , in political unit x_3 , serving hinterland/region x_4 .

tcica tcica

x_1 (event/experience) misleads/deceives/dupes/fools/cheats/tricks x_2 into x_3 (event/state).

tcidu tcidu

x_1 [agent] reads x_2 [text] from surface/document/reading material x_3 ; x_1 is a reader.

mi mo'u tcidu le se ciska le bitmu — I have read what is written on the wall.

tcika tcika

x_1 [hours, minutes, seconds] is the time/hour of state/event x_2 on day x_3 at location x_4 .

tcita tcita

x_1 is a label/tag of x_2 showing information x_3 .

te

3rd conversion; switch 1st/3rd places.

mi pu te vecnu le karce le pendo be mi .i va'i le pendo be mi pu vecnu le karce mi — I bought a car from my friend. In other words, my friend sold a car to me.

teci'e tecihe

ciste modal, 3rd place of system components ...

te'a

binary mathematical operator: to the power; exponential; [a to the b power].

te'o

digit/number: exponential e (approx 2.71828...).

te'u

elidable terminator: end conversion between non-mex and mex; usually elidable.

tei

composite letteral follows; used for multi-character letterals.

teka'a tekaha

klama modal, 3rd place with origin ...

terbi'a

$x_3 = b_1$ is ill/sick/diseased with symptoms $x_2 = b_2$ from disease $x_1 = b_3$.

terdi terdi

x_1 is the Earth/the home planet of race x_2 ; (adjective:) x_1 is terrestrial/earthbound.

tergu'i

x_1 is a light source which illuminates x_2 with light x_3 .

terkavbu

x_1 is a trap/restraint with x_2 being captured/restrained by x_3 (object/event).

terpa terpa

x_1 fears x_2 ; x_1 is afraid/scared/frightened by/fearful of x_2 (event/tu'a object).

tertau

x_1 is the modified part/modificand of binary metaphor x_2 with modifying part x_3 , giving meaning x_4 in usage/instance x_5

terto terto

x_1 is a trillion [10^{12}] of x_2 in dimension/aspect x_3 (default is units).

tezu'e tezuhe

zukte modal, 3rd place purposefully; (as an action) with goal ...

ti

pro-sumti: this here; immediate demonstrative it; indicated thing/place near speaker.

ti'e

evidential: I hear (hearsay).

ti'o

mathematical expression (mex) operator precedence (discursive).

ti'otci

$t_1 = c_2$ is a shade/blind for blocking light coming from/through c_3

tinju'i

$t_1 = j_1$ listens to/pays attention to sound $t_2 = j_2$ with ambient background t_3 .

tirna tirna

x_1 hears x_2 against background/noise x_3 ; x_2 is audible; (adjective:) x_1 is aural.

tirxu tirxu

x_1 is a tiger/leopard/jaguar/[tigress] of species/breed x_2 with coat markings x_3 .

tisna tisna

x_1 (object) fills/becomes stuffed [up]/inflates/blows up with material x_2 ; x_2 pours into x_1 .

to

left parenthesis; start of parenthetical note which must be grammatical Lojban text.

lei verba to lei rirni pu zvati le zarci toi pu klama le bartu — The children (the parents were at the store) went outside.

to'a

lower-case letteral shift.

to'e

polar opposite scalar negator.

to'i

open editorial unquote (within a quote); contains grammatical text; mark with editorial insert.

to'isa'a

remarks within {to'isa'a} ... {toi} inside quotations are implicitly by someone else (other than the speaker of the quotation), perhaps an editor

to'o

location tense relation/direction; departing from/directly away from ...

to'u

discursive: in brief - in detail.

toi

elidable terminator: right parenthesis/end unquote; seldom elidable except at end of text.

tolcanci

c₁ materializes/suddenly appears at location c₂ according to senses/sensor c₃.

tolmle

x₁ is ugly to x₂ in aspect x₃ (ka) by aesthetic standard x₄.

tolpu'i

p₁ picks-up, picks up p₂ from surface p₃

tolvri

x₁ is a coward in activity x₂ (event) by standard x₃.

tordu tordu

x₁ is short in dimension/direction x₂ (default longest dimension) by measurement standard x₃.

traji traji

x₁ is superlative in property x₂ (ka), the x₃ extreme (ka; default ka zmadu) among set/range x₄ .

tricu tricu

x₁ is a tree of species/cultivar x₂ .

trixe trixe

x₁ is posterior/behind/back/in the rear of x₂ which faces/in-frame-of-reference x₃ .

troci troci

x₁ tries/attempts/makes an effort to do/attain x₂ (event/state/property) by actions/method x₃ .

mi ba troci le ka cpare le tricu — I will try to climb the tree.

tsali tsali

x₁ is strong/powerful/[tough] in property/quality x₂ (ka) by standard x₃ .

tu

pro-sumti: that yonder; distant demonstrative it; indicated thing far from speaker&listener.

tubnu tubnu

x₁ is a length of tubing/pipe/hollow cylinder [shape/form] of material x₂ , hollow of material x₃ .

tugni tugni

x₁ [person] agrees with person(s)/position/side x₂ that x₃ (du'u) is true about matter x₄ .

tu'a

extracts a concrete sumti from an unspecified abstraction; equivalent to le nu/su'u [sumti] co'e.

mi djica tu'a le pa plise — I want an apple. I want something to happen with an apple (maybe, I want to eat it).

tu'e

start of multiple utterance scope; used for logical/non-logical/ordinal joining of sentences.

tu'o

null operand (used in unary mekso operations).

tu'u

elidable terminator: end multiple utterance scope; seldom elidable.

tumla tumla

x_1 is a parcel/expanse of land at location x_2 ; x_1 is terrain.

tunta tunta

x_1 (object, usually pointed) pokes/jabs/stabs/prods x_2 (experiencer).

tuple tuple

x_1 is a/the leg [body-part] of x_2 ; [metaphor: supporting branch].

ty.

letteral for t.

.u

logical connective: sumti afterthought whether-or-not.

.ua

attitudinal: discovery - confusion/searching.

.uanai

attitudinal: discovery - confusion/searching.

.ubu

letteral for u.

.ue

attitudinal: surprise - not really surprised - expectation.

.uesai

attitudinal: "Wow! Wow!"; strong surprise

.u'a

attitudinal: gain - loss.

.u'e

attitudinal: wonder - commonplace.

.u'o

attitudinal: courage - timidity - cowardice.

.u'u

attitudinal: repentance - lack of regret - innocence.

.u'unai

attitudinal: repentance - lack of regret - innocence.

.ui

attitudinal: happiness - unhappiness.

.uinai

attitudinal: happiness - unhappiness.

.uisai

attitudinal: "Yay!"; strong happiness

.uisaidai

attitudinal: empathetic description of someone else's strong happiness

.uo

attitudinal: completion - incompleteness.

.uu

attitudinal: pity - cruelty.

va

location tense distance: near to ... ; there at ...; a medium/small distance from ...

vacri vacri

x_1 is a quantity of air/normally-gaseous atmosphere of planet x_2 , of composition including x_3 .

va'a

unary mathematical operator: additive inverse; [- a].

va'e

convert number to scalar selbri; x_1 is at (n)th position on scale x_2 .

mi pu so'u va'e le ka pencu — I barely touched it.

va'i

discursive: in other words - in the same words.

va'inai

discursive: in other words - in the same words.

va'o vaho

vanbi modal, 1st place (conditions 1) under conditions ...; in environment ...

va'u vahu

xamgu modal, 1st place beneficiary case tag complement benefiting from ...

vajni vajni

x_1 (object/event) is important/significant to x_2 (person/event) in aspect/for reason x_3 (nu/ka).

valsi valsi

x_1 is a word meaning/causing x_2 in language x_3 ; (adjective: x_1 is lexical/verbal).

vanci vanci

x 1 is an evening [from end-of-work until sleep typical for locale] of day x 2 at location x 3 .

vasru vasru

x 1 contains/holds/encloses/includes contents x 2 within; x 1 is a vessel containing x 2 .

vau

elidable: end of sumti in simple bridi; in compound bridi, separates common trailing sumti.

mi jinga vau .ui — I won, yay!

ve

4th conversion; switch 1st/4th places.

vecnu vecnu

x 1 [seller] sells/vends x 2 [goods/service/commodity] to buyer x 3 for amount/cost/expense x 4 .

ve'a

location tense interval: a small/medium region of space.

ve'e

location tense interval: the whole of space.

ve'o

right mathematical bracket.

vei

left mathematical bracket.

veka'a vekaha

klama modal, 4th place via route ...

veljvo

x₁ is a metaphor [of affix compound] with meaning [of affix compound] x₂ with argument [of affix compound] x₃ with affix compound x₄; x₁ is the tanru/metaphor construct of complex word/affix compound/lujvo x₄

vemau vemau

zmadu modal, 4th place (relative!) more than/exceeding by amount ...

veme'a vemeha

mleca modal, 4th place (relative!) less than by amount ...

vensa vensa

x₁ is spring/springtime [warming season] of year x₂ at location x₃; (adjective:) x₁ is vernal.

verba verba

x₁ is a child/kid/juvenile [a young person] of age x₂, immature by standard x₃.

vi

location tense distance: here at ...; at or a very short/tiny distance from ...

vi'a

dimensionality of space interval tense: 2-space interval; throughout an area.

vi'e

dimensionality of space interval tense: 4-space interval; throughout a spacetime.

vi'i

dimensionality of space interval tense: 1-space interval; along a line.

vi'u

dimensionality of space interval tense: 3-space interval; throughout a space.

vikmi vikmi

x₁ [body] excretes waste x₂ from source x₃ via means/route x₄.

vindu vindu

x₁ is poisonous/venomous/toxic/a toxin to x₂ .

vinji vinji

x₁ is an airplane/aircraft [flying vehicle] for carrying passengers/cargo x₂ , propelled by x₃ .

virnu virnu

x₁ is brave/valiant/courageous in activity x₂ (event) by standard x₃ .

viska viska

x₁ sees/views/perceives visually x₂ under conditions x₃ .

vlipa vlipa

x₁ has the power to bring about x₂ under conditions x₃ ; x₁ is powerful in aspect x₂ under x₃ .

le mamta be mi ku po'o cu vlipa le nu mi cliva — Only my mother has power to make me leave.

vo

digit/number: 4 (digit) [four].

vofli vofli

x₁ flies [in air/atmosphere] using lifting/propulsion means x₂ .

vo'a

pro-sumti: repeats 1st place of main bridi of this sentence.

vo'e

pro-sumti: repeats 2nd place of main bridi of this sentence.

vo'i

pro-sumti: repeats 3rd place of main bridi of this sentence.

vo'o

pro-sumti: repeats 4th place of main bridi of this sentence.

vo'u

pro-sumti: repeats 5th place of main bridi of this sentence.

voi

non-veridical restrictive clause used to form complicated le-like descriptions using "ke'a".

vorme vorme

x_1 is a doorway/gateway/access way between x_2 and x_3 of structure x_4 .

vreji vreji

x_1 is a record of x_2 (data/facts/du'u) about x_3 (object/event) preserved in medium x_4 .

vrusi vrusi

x_1 (ka) is a taste/flavor of/emitted by x_2 ; x_2 tastes of/like x_1 .

vu

location tense distance: far from ... ; yonder at ... ; a long distance from ...

vu'e

attitudinal modifier: virtue - sin.

vu'i

sumti qualifier: the sequence made from set or composed of elements/components; order is vague.

vu'o

joins relative clause/phrase to complete complex or logically connected sumti in afterthought.

vu'u

n-ary mathematical operator: minus; subtraction operator; [(((a - b) - c) - ...)].

vukro vukro

x_1 reflects Ukrainian language/culture/nationality in aspect x_2 .

vy.

letteral for v.

xabju xabju

x_1 dwells/lives/resides/abides at/inhabits/is a resident of location/habitat/nest/home/abode x_2 .

xagmau

$x_1 = z_1$ is better than z_2 for x_2 by standard x_3 , by amount z_4 .

xagrai

$t_1 = x_1$ is the best among set/range t_4 for x_2 by standard x_3 .

xajmi xajmi

x_1 is funny/comical to x_2 in property/aspect x_3 (nu/ka); x_3 is what is funny about x_1 to x_2 .

xamgu xamgu

x_1 (object/event) is good/beneficial/nice/[acceptable] for x_2 by standard x_3 .

le'e plise cu xamgu le nu kanro .i ji'a le'e plise cu kukte — Apples are good for your health. And, in addition, they taste great.

xampo xampo

x_1 is x_2 ampere(s) [metric unit] in current (default is 1) by standard x_3 .

xamsi xamsi

x_1 is a sea/ocean/gulf/[atmosphere] of planet x_2 , of fluid x_3 ; (adjective:) x_1 is marine.

xance xance

x_1 is a/the hand [body-part] of x_2 ; [metaphor: manipulating tool, waldo].

xanka xanka

x_1 is nervous/anxious about x_2 (abstraction) under conditions x_3 .

xanri xanri

x_1 [concept] exists in the imagination of/is imagined by/is imaginary to x_2 .

xanto xanto

x_1 is an elephant of species/breed x_2 .

xarci xarci

x_1 is a weapon/arms for use against x_2 by x_3 .

xatsi xatsi

x_1 is 10^{-18} of x_2 in dimension/aspect x_3 (default is units).

xazdo xazdo

x_1 reflects Asiatic culture/nationality/geography in aspect x_2 .

xe

5th conversion; switch 1st/5th places.

xebro xebro

x_1 reflects Hebrew/Jewish/Israeli culture/nationality/language in aspect x_2 .

xecto xecto

x_1 is a hundred [100; 10^2] of x_2 in dimension/aspect x_3 (default is units).

xeka'a xekaha

klama modal, 5th place by transport mode ...

xekri xekri

x_1 is black/extremely dark-colored [color adjective].

xelso xelso

x_1 reflects Greek/Hellenic culture/nationality/language in aspect x_2 .

xexso xexso

x_1 is 10^{18} of x_2 in dimension/aspect x_3 (default is units).

xi

subscript; attaches a number of letteral string following as a subscript onto grammar structures.

xindo xindo

x_1 reflects Hindi language/culture/religion in aspect x_2 .

xirnzebra

x_1 is a mountain zebra (scientific term: "Equus zebra").

xispo xispo

x_1 reflects Hispano-American culture/nationalities in aspect x_2 .

xo

digit/number: number/digit/lerfu question.

xokau

number/digit/lerfu indirect question; "how many" in indirect questions like in "I know HOW MANY of them came"

xrabo xrabo

x_1 reflects Arabic-speaking culture/nationality in aspect x_2 .

xrani xrani

x_1 (event) injures/harms/damages victim x_2 in property x_3 (ka) resulting in injury x_4 (state).

xriso xriso

x_1 pertains to the Christian religion/culture/nationality in aspect x_2 .

xruki xruki

x_1 is a turkey [food/bird] of species/breed x_2 .

xrula xrula

x_1 is a/the flower/blossom/bloom [body-part] of plant/species x_2 ; (adjective:)
 x_1 is floral.

xu

discursive: true-false question.

xu do pu djuno — Did you know?

xunblabi

b₁ = x₁ is pink.

xunre xunre

x₁ is red/crimson/ruddy [color adjective].

xurdo xurdo

x₁ reflects Urdu language/culture/nationality in aspect x₂.

xy.

letteral for x.

.y.

hesitation noise; maintains the floor while speaker decides what to say next.

.y.buybu

letteral for y.

.y'y.

letteral for '.

za

time tense distance: medium distance in time.

zabna zabna

x₁ is favorable/great/superb/fabulous/dandy/outstanding/swell/admirable/nice/commendable/delightful/desirable/enjoyable/laudable/likable/lovable/wonderful/praiseworthy/high-quality/cool in property x₂ by standard x₃; x₁ rocks in aspect x₂ according to x₃

xu zabna fa le nu da'i mi skicu le pu zi se zakte be mi la .alis. — I wonder if I should tell Alice what I just did.

za'a

evidential: I observe.

.oi nai za'a melbi tcima — Oh, what a nice weather.

za'a cladu bu'u le bartu — I can hear the loud sound outside.

ja'o carmi carvi — So it must be raining heavily.

za'e

forethought nonce-word indicator; indicates next word is nonce-creation and may be nonstandard.

za'i

abstractor: state (event) abstractor; x₁ is continuous state of [bridi] being true.

za'o

interval event contour: continuing too long after natural end of ...;
superfective | ---->.

za'u

digit/number: greater than.

le za'u sazri ca denpa — The drivers wait.

za'ure'u

again; in addition to the first time; for the "more"-th time

zai

2-word letteral/shift: alternate alphabet selector follows.

zarci zarci

x₁ is a market/store/exchange/shop(s) selling/trading (for) x₂, operated by/
with participants x₃.

zbasu zbasu

x₁ makes/assembles/builds/manufactures/creates x₂ out of materials/parts/
components x₃.

zdani zdani

x_1 is a nest/house/lair/den/[home] of/for x_2 .

ze'a

time tense interval: a medium length of time.

ze'e

time tense interval: the whole of time.

ze'i

time tense interval: an instantaneous/tiny/short amount of time.

ze'o

location tense relation/direction; beyond/outward/receding from ...

zei

joins preceding and following words into a lujvo.

zenba zenba

x_1 (experiencer) increases/is incremented/augmented in property/quantity x_2 by amount x_3 .

zepti zepti

x_1 is 10^{-21} of x_2 in dimension/aspect x_3 (default is units).

zerle'a

l_1 steals l_2 from l_3 , which is a crime according to z_2 .

zernerkla

x_1 trespasses (illegally enters) into x_2 , which is a crime according to x_3

zetro zetro

x_1 is 10^{21} of x_2 in dimension/aspect x_3 (default is units).

zgana zgana

x_1 observes/[notices]/watches/beholds x_2 using senses/means x_3 under

conditions x 4 .

zi

time tense distance: instantaneous-to-short distance in time.

zifre zifre

x 1 is free/at liberty to do/be x 2 (event/state) under conditions x 3 .

zi'e

joins relative clauses which apply to the same sumti.

zi'o

pro-sumti: fills a sumti place, deleting it from selbri place structure; changes selbri semantics.

zmadu zmadu

x 1 exceeds/is more than x 2 in property/quantity x 3 (ka/ni) by amount/excess x 4 .

zo

quote next word only; quotes a single Lojban word (not a cmavo compound or tanru).

zo rozgu cmene mi — "Rose" is my name.

zo'e

pro-sumti: an elliptical/unspecified value; has some value which makes bridi true.

zo'e carvi — It's raining.

mi ca'o tavla zo'e la .lojban. — I'm talking about Lojban.

zo'i

location tense relation/direction; nearer than .../inward/approaching from ...

zo'o

attitudinal modifier: humorously - dully - seriously.

zo'o pei — Are you kidding?

.e'u zo'o renro la .kevin. ti voi kevna — Let's throw Kevin into this hole (kidding ...).

mi kakne le ka plipe fi le ve'i cmana vau zo'o cu'i — I might be able to jump from the hill.

zo'o nai gau do fanza — Seriously, you are annoying.

zo'u

marks end of logical prenex quantifiers/topic identification and start of sentence bridi.

lo'e danlu zo'u mi nelci lo'e mlatu — As for animals, I like cats.

zoi

delimited non-Lojban quotation; the result treated as a block of text.

zu'a

location tense relation/direction; leftwards/to the left of ...

zu'e zuhe

zukte modal, 1st place (purposed agent) with goal-seeking actor ...

zu'i

pro-sumti: the typical sumti value for this place in this relationship; affects truth value.

zu'o

abstractor: activity (event) abstractor; x₁ is abstract activity of [bridi] composed of x₂.

zu'u

discursive: on the one hand - on the other hand.

zukte zukte

x₁ is a volitional entity employing means/taking action x₂ for purpose/goal x₃ /to end x₃.

zuljma

$j_1 = z_1$ is/are the left foot/feet of $j_2 = z_2$.

zunle zunle

x_1 is to the left/left-hand side of x_2 which faces/in-frame-of-reference x_3 .

zutse zutse

x_1 sits [assumes sitting position] on surface x_2 .

zvafa'i

$x_1 = facki_1$ finds/locates $x_2 = zvati_1 = facki_3$ (object) at $x_3 = zvati_2$ (event/location)

zvati zvati

x_1 (object/event) is at/attending/present at x_2 (event/location).

zy.

letteral for z.

Lojban Words Index

Symbols

.a: 82, 555, 565, 610, 671, 849

.a'505

e: 504

.a'enai: 505

.a'506

o: 496, 506, 849

.a'u:506, 597, 849

.a'ucu'i: 506

.abu: 686, 689, 697, 699-700, 707, 709, 849

.ai: 234, 497, 506, 544, 737, 849

.ainai: 849

.au: 82, 497, 518, 737, 849

518

518

.e: 82, 563, 586, 590-591, 610, 671, 805, 849

contrasted with "fa'u": 591

contrasted with "pi'u": 594

.e'a: 507, 510, 849

.e'e: 507, 520

.e'520

520

519

520

.e'u: 71, 531

531

.ebu: 686, 694, 707-709

.ei: 82, 497, 508, 737, 849

.eicai: 511, 513

.eicu'i: 512-513

.einai:512-513

.eiru'e: 512-513

.eisai:511, 513

**.i: 30, 76, 82, 328, 330, 399-400, 529, 532, 556-557, 560-561, 567, 584,
587, 595-596, 605, 610-611, 671, 683, 774-775, 791, 807, 849**

560

.i'a: 502

.i'anai:509

.i'e: 502, 509

.i'enai:509

.i'inai: 524

.ia: 82, 497, 502, 849

.ianai: 497, 509, 535, 849

.ibabo: 849

.ibazabo: 849

.ibazibo: 849

.ibu: 84, 686, 694, 707-709
.icabo: 849
.ice'o
 contrasted with ".ibabo": 595

.ie: 82, 497, 502, 509, 544, 849
.ienai: 636
.iesai: 849
.ii: 82, 497, 510
.iicai: 849
.ija: 671
.ija'ebo: 849
.ije: 671, 683, 849
.ijebabo: 605
.iki'ubo: 849
.ini'ibo: 849
.io: 82, 497, 516
.iseju: 849
.iseki'ubo: 849
.isemu'ibo: 849
.iu: 82, 497
.507
lojban.: 85
.o: 82, 610
.o'e: 849
.o'ocu'i: 849
519
.o'u: 82, 514
.obu: 686, 707-709
.oi: 497, 502, 510, 521, 849
507
.oinai: 521
.onai: 754
.u: 82, 610
.u'a: 849
.u'e: 82-83
.u'o: 849
.u'u: 500, 504, 849
.u'unai: 518
.ua: 82, 497, 849
.uanai: 538
.ubu: 686, 707-709
.ue: 82, 497, 849
.uesai: 849
.ui: 82, 497-498, 689, 802
.uinai: 636, 849
.519

uisai: 849
.uisaidai: 849
.uo: 82, 497, 500, 849
.uu: 82, 497, 500, 849
.y'y.: 61, 685-686, 707-708
.y.: 82, 808-809
.686, 702, 708-709

A

A selma'o
in mekso: 753
introduction: 563
opposed to JOI: 588
transformation to I + JA: 563
usage in mekso: 601
usage in tensed connectives: 606
usage with BO: 605

B

ba: 52, 82, 254, 363, 369, 381, 392, 404, 414, 419, 603, 605, 849

ba'a: 529

ba'acu'i: 529

ba'anai: 529

ba'e: 689, 799, 849

interaction with "bu": 689

ba'325

o: 380-381, 393, 455-456, 849

as futureward of event: 381

derivation of word: 380

explanation of derivation: 381

badri: 849

bai:325, 333, 335, 345, 577

bai ke: 335

BAI selma'o

as short forms for "fi'o"-constructs: 322

causals: 325

cmavo having irregular forms: 347

complete table: 350

effect of conversion on: 323

for comparisons: 335

forethought and afterthought: 329

form of cmavo in: 324

in modal selbri: 333

introduction: 322

logical and non-logical connection: 346

mix logical and modal connections: 339

negation of: 343

rationale for modal tags: 322

rationale for selection of BAI cmavo: 324

with conversion: 342

bajra: 23, 849

bakrecpa'o: 477

bakri: 94

baku: 849

balsoi: 465, 472, 483

balvi: 363, 419-420

banfi: 849

bangu: 229

banli: 465, 472, 849

banzu: 849

bapu: 605

barda: 137, 849

bartu: 849

basti: 484

basygau: 484
batci: 658
bau: 325, 333, 342, 345
bavla'i: 473
bavlamdei: 473-474
baxso: 128
bazi: 849
baziku: 849
bazu: 849
be: 151, 153-155, 157-158, 168, 170, 325, 458, 627, 631, 677, 784, 802, 849
be'a: 385, 429
325
be'o: 151, 153-155, 157, 165, 170, 458, 849
 effect of "ku" on elidability of: 154
 effect of relative clauses on elidability of: 154
 elidability of: 154

be'u: 519
519
bebna: 849
bei: 151, 153, 155, 157, 168, 458, 627, 677, 784, 802, 849
bemro: 129
bengo: 128
bernanjudri: 849
bersa: 849
berti: 849
bi'e: 723-724, 755
 effect on following operator: 723

bi'i: 597, 600, 603
bi'o: 414, 597-598, 600, 756
bi'u: 540
bi'unai: 540, 849
BIhI selma'o
 grammar of: 600
 usage with JOI in forethought connectives: 600

bilga: 849
bilma: 100
bindo: 129
birka: 285
bitmu: 849
blabi: 293, 849
blaci: 95, 849
blakanla: 476-477
blanu: 150, 155, 540, 646
blari'o: 23, 36

blaselkanla: 477
blolei: 121
bloti: 120, 241
bo: 138-139, 141, 143, 145, 148-150, 156-157, 168-169, 188, 221, 224, 328, 400, 403-404, 459, 567-569, 573, 580, 594, 601, 605-607, 628, 763, 775, 792, 849
 and forethought connectives : 568
 contrasted with "ke" for tensed logical connection: 607
 contrasted with "tu'e" for tensed logical connection: 607
 in jeks for operators: 601
 in joiks for operators: 601
 in logical connectives: 567
 right-grouping: 568

BO selma'o
 in mekso: 754

boi: 603, 698, 701, 725-726, 745, 747-748, 752, 762, 788
 effect on elidability of "me'u": 745
 eliding from lerfu strings: 698
 exception before MAI: 762
 exception before MOI: 745
 exception before ROI: 762
 required between pro-sumti lerfu string and quantifier: 698

botpi: 849
bradi: 124, 849
brazo: 129
brede: 124
bridi: 20-21, 52, 71, 124, 442
brife: 849
brito: 128
brivla: 36, 52, 69, 85, 91, 99
broda: 87, 125, 248, 787
broda-series
 for pro-bridi as compared with ko'a-series for pro-sumti: 247
 pro-bridi: 247
 pro-bridi and assigning with "cei": 248
 pro-bridi use as abstract pattern: 248
 pro-bridi use as sample gismu: 248
 pro-bridi with no assignment: 248
 word-form rationale: 248

brode: 87, 125, 248, 787
brodi: 87, 124-125, 787
brodo: 87, 125, 787
brodu: 87, 125, 787
bu: 685-686, 689-692, 695, 702, 706, 809, 849

and compound cmavo: 689
effect of multiple: 689
effect on preceding word: 686
for extension of lerfu word set: 689
grammar of: 689
interaction with "ba'e": 689
interaction with language shift: 691
omitting in acronyms names based on lerfu words: 702

bu'a: 271, 681-683

bu'a-series

pro-sumti for bound variables: 267

bu'e: 681-683

bu'i: 681-683

bu'o: 527, 849

bu'ocu'i: 527

bu'onai: 527

bu'u: 364, 429, 849

compared with "ca": 364

bubu: 689

budjo: 130

by.: 100, 686, 697, 707-708

by.by.: 849

C

ca: 50, 363, 369, 386, 398, 411, 603, 849
compared with "bu'u": 364
meaning as a sumtcita: 386
meaning when following interval specification: 368
rational for: 364

ca'a: 411

ca'e: 529

ca'325

o: 380-381, 455-456, 849
derivation of word: 380

ca'u: 429

cabdei: 849

cabna: 363, 849

cadzu: 166-168, 170-171, 479, 849

cafne: 454, 849

cagyce'u: 183

CAhA selma'o

making sticky: 409

order in tense construct: 409

cai: 511, 513

cakcinki: 469-470

caku: 849

calku: 469-470

canci: 849

canko: 849

canlu: 849

carmi: 511, 849

carna: 849

cartu: 849

carvi: 849

casnu: 594, 849

catlu: 849

325

ce: 82, 589-590, 849

ce'a: 692, 695

ce'e: 346, 577, 662

ce'i: 716, 764

ce'o: 589-590, 595, 603, 756

".ice'o" contrasted with ".ibabo": 595

ce'u: 266, 440, 442, 849

use in specifying sumti place of property in abstraction: 266

cedra: 849

cei: 248, 253, 268

**for broda-series assignment; compared with "goi" for ko'a-series
assignment: 248
for broda-series pro-bridi assignment: 248**

849

centi: 126

cerni: 849

certu: 849

ci: 211, 217, 721, 725, 752, 849

ci'ajbu: 183

ci'e: 325, 645

ci'325

u:325, 339, 494, 631, 634, 645

ciblu: 849

cidja: 103

cidjrspageti: 103

cidni: 849

cikna: 849

cilce: 849

cilre: 849

cimoi: 849

cinfo: 495

cinki: 469, 495

849

cipni: 849

cipnrstrigi: 186

cirla: 104

ciska: 849

ciste: 632, 645

citka: 482, 849

citmau: 489-490

citno: 489

cizra: 849

ckaji: 849

ckiku: 849

ckule: 138, 152, 470, 849

cladakfu: 474

cladakyxa'i: 184, 474

cladu: 849

clani: 474, 849

clira: 849

cliva: 470, 849

cmaci: 106

cmacma: 849

cmalu: 137-138, 141, 152, 849

cmana: 849

cmaro'i: 180

cmavo: 28, 52, 69, 86, 125
cmene: 849
cmevla: 69, 107
cmima: 727
cnebo: 849
cnita: 849
co: 155-157, 628, 849
co'a: 381, 386, 455-456, 849
co'e: 260, 271, 276, 849
 as selbri place-holder: 260
 rationale for word form: 260

co'e-series
 pro-brid: 258

co'i: 383, 455-456, 849
co'o: 40, 637
co'u: 381, 455-456, 849
coi: 40, 82, 225
COI selma'o
 effect on referent of "do": 238
 effect on referent of "mi": 238
 introduction: 238
 ordering multiple with "mi'e": 545
 vocative scales: 541
 with relative clauses: 302

coico'o: 542
condi: 849
cpana: 849
cpumi'i: 175
crane: 849
crepu: 849
cribe: 202
849
ctigau: 483
ctuca: 849
cu: 24, 28, 35-36, 46, 50, 204, 309, 313, 334, 357, 432, 615, 638, 849

as selbri separator: 309
effect of selbri-first bridi on: 313
effect of tense specification: 357
effect on elidability of "ku": 204
effect on elidable terminators: 309
necessity of: 309
need for
 quick-tour version: 35

omission of
 quick-tour version: 24

use of
 quick-tour version: 24

usefulness of: 309

cu'e: 421, 423, 784
 combining with other tense cmavo: 423

cu'i: 497, 500, 511, 513, 849
cu'o: 743, 764, 767
cu'u: 82, 325, 337
cukta: 849
culno: 849
cumki: 511, 849
cunso: 764, 773
cupra: 849
curmi: 849
cusku: 337, 486-487, 796, 849
cutci: 23
cuxna: 589
cy.: 84, 686-687, 708-709

D

da: 230, 448-449, 573, 616, 651-655, 657, 659-660, 662, 665, 673, 675-676, 681, 683-684, 787, 849
as a translation for "something": 651
contrasted with "zo'e": 651

da prami da
contrasted with "da prami de": 652

da prami de
contrasted with "da prami da": 652

da'a: 731-732, 764

da'e: 232, 243

da'i: 536, 849

da'inai: 536

da'o: 268, 776, 809

for cancellation of pro-sumti/pro-bridi assignment: 268

syntax of: 268

da'u: 232

da-series

after third: 787

more than three variables under one scope: 787

pro-sumti for bound variables: 267

dadgreku: 178

dadjo: 130

dadysli: 175-176

dai: 526, 849

dakfu: 474, 849

dalmikce: 472

dandu: 849

danlu: 472, 849

darsi: 849

darvistci: 849

daski: 849

dasni: 849

de: 230, 616, 651, 653-654, 657, 660, 662, 673, 675-676, 681, 683

de'a: 382, 455

de'e: 232, 243

de'i: 325, 339

de'u: 232

decti: 126

degji: 849

degygutci: 849

dei: 232, 243-244

dejni: 575

dekto: 126

delno: 126
denci: 185
denpa: 689, 849
dertu: 849
derxi: 849
di: 82, 230, 616, 651, 654, 659-660, 673, 681, 683
di'a: 382, 455, 849
di'e: 232, 243, 596, 849
 effect of "tu'e"/"tu'u" on: 595

di'i: 376
di'inai: 377
325
di'u: 39, 232, 243-244, 849
 contrasted with "la'edi'u": 244
 contrasted with "ta": 243

di'u-series: 242
dinju: 106
dirba: 849
dirce: 849
dizlo: 849
djedi: 473, 849
djica: 476, 779, 849
djine: 709
djuno: 446, 449, 849
do: 40-41, 46, 153, 216, 219, 230, 238-239, 241, 248, 254, 270, 316, 483, 510, 542, 572, 801, 849
do'a: 535
do'anai: 535, 849
do'e: 260, 324-325, 347, 351
 compared with English "of": 325

do'i: 232, 243, 260
 compared with zo'e-series as indefinite pro-sumti: 260

do'o: 230, 238
do'u: 227, 541
doi: 40, 225-226, 265, 271, 542, 785, 849
DOI selma'o
 with relative clauses: 302

donma'o: 270
donri: 849
donta'a: 270
dotco: 128
drani: 849
drata: 849

drudi: 849

du: 160, 163, 269-271, 385, 720-721, 727, 766, 849

compared with "me" in effect: 163

contrasted with "dunli": 270

contrasted with "mintu": 269

derivation of: 270

grammar of: 720

meaning of: 269

rationale for selection of selma'o for: 269

with complex mekso on both sides: 722

du'a: 429

du'e: 519, 732-733, 744, 849

du'i: 325, 339

325

du'u: 446-447, 849

se du'u: 446

dubjavmau: 727

dubjavme'a: 727

dunda: 316, 572, 575

dunli: 270, 727

contrasted with "du": 270

dy.: 686, 707-708

dzipo: 129

dzukla: 479, 578

E

e'o

e'u

F

fa: 311, 314, 316, 849

FA selma'o

after 5th place: 786

as a reminder of place in place structure: 312

avoidance of complex usage of: 315

compared with "zo'e" for omitting places: 313

effect on place structure: 312

effect on place structure order: 312

effect on subsequent non-tagged places: 314

for accessing a selbri place explicitly by relative number: 312

for putting more than one sumti in a single place: 315

in selbri; compared with converted selbri in meaning: 318

in selbri; contrasted converted selbri with in structure: 318

introduction: 311

syntax of: 311

fa'a: 429-431, 849

special note on direction orientation: 430

325

fa'o: 545, 689, 808-809

contrasted with "fe'o": 545

interaction with "bu": 689

fa'u: 589, 591, 782, 849

compared to termsets: 592

contrasted with ".e": 591

facki: 849

fadni: 208-209, 849

fagri: 458, 849

fagyfesti: 458

FAhA selma'o

and direction: 360

contradictory negation of: 405

negation with NAhE: 407

use in specifying space/time mapping direction: 386

fai: 316, 342, 417-418, 482, 849

as allowing access to original first place in modal conversion: 342

effect on numbering of place structure places: 342

fanmo: 849

fanza: 849

farlu: 849

fasnu: 325, 351, 849

fau: 325, 351, 849

fe: 152-153, 311, 315-316, 849

fe'a: 755
fe'e: 384-386, 388
 effect of TAhE/ROI with ZAhO on: 386

fe'o: 545
 contrasted with "fa'o": 545

fe'u: 321, 334, 849
femti: 126
849
festi: 458
fi: 152-153, 311-312, 315-316, 572, 849
fi'a: 315-316, 342, 784
 effect on subsequent untagged sumti: 316

fi'e: 325, 337
fi'i: 543
fi'o: 321, 334, 344-345, 849
 "fi'o"-constructs ; short forms as BAI cmavo: 322
 and modal conversion: 343
 as modal tag: 320
 effect on following selbri: 321
 in tag; relation of modal sumti following to selbri: 321
 meaning with selbri: 321
 mixed modal connection with: 341
 negation of modals by negating selbri: 344
 proscribed for sticky modals: 345
 restriction on use: 333
 usage of modals in relative phrases: 339
 use in adding places to place structure: 320

fi'o modal followed by selbri
 effect on eliding "fe'u" in "fi'o"-modal followed by selbri: 334

fi'u: 716, 764
filso: 129
finpe: 849
finti: 337, 849
firgai: 184
flalu: 475
flaume849
: 849
fo: 82, 152, 311, 314, 744, 849
fo'a: 230, 270, 273
fo'e: 230, 273
fo'i: 230, 273
fo'o: 230
fo'u: 230

foi: 694, 696, 706

foldi: 849

fraso: 128

friko: 129

frinu: 764

fu: 152, 311-312

fu'a: 752

fu'e: 791, 809, 849

fu'i: 519

fu'ivla: 52

fu'o: 791, 809, 849

fy.: 686, 701, 708, 726, 765, 806

G

ga: 560, 610, 678-679, 849
GA selma'o
 conversion and negation: 563
 in mekso: 753
 in sumti connection: 564
 usage in mekso: 601

ga'325
e: 687-688
ga'i: 516-518
ga'icu'i: 517
ga'inai:516-517
ga'o: 598-599, 603, 756
 etymology of: 599

ga'u: 429, 849
gadri: 197
GAhO selma'o
 between tenses: 414
 grammar of: 599
 position in forethought intervals: 601
 usage with JOI: 600
 usage with JOI in forethought connectives: 600

galfi: 485
galtu: 709
ganai: 561, 563, 849
ganlo: 599, 849
ganse: 849
gapru: 709, 849
gaskre: 849
gasnu: 482-485, 495, 849
gau:325, 849
ge: 120, 610, 678-679, 849
ge'a: 748-750, 752
 for infix operations with too many operands: 749

ge'e: 521-522, 524, 541
ge'i: 586, 784
ge'o: 691
ge'u: 247, 289
 effect of following logical connective on elidability: 289
 elidability of from relative phrases: 289

gei: 749, 752
 as a binary operator: 749
 as a ternary operator: 749
 rationale for order of places: 749

gekmau: 479
gento: 128
genxu: 849
gerku: 23, 119-120, 249, 293, 461-463, 466-467, 487, 582
gerzda: 120, 462-463, 466-468, 470, 472, 476
gi: 149-150, 171, 330, 401, 560-563, 584, 600-601, 610-611, 678-679, 849
GI selma'o
 as opposed to GA: 556

gi'a: 610, 849
gi'e: 472, 555, 571, 586, 610, 849
gi'i: 784, 849
gi'o: 610
gi'u: 610
gidva: 849
gigdo: 126
GIhA selma'o
 conversion and negation: 573
 introduction: 570
 usage in tensed connectives: 606
 usage in tensed connectives with KE: 606

girzu: 122, 727
gismu: 20, 52, 86-87, 124
glare: 849
gleki: 479, 849
glico: 127, 795
go: 610
go'a: 250, 253
go'a-series
 referring to individual sumti of a bridi: 156

go'e: 254
go'i: 37, 45, 159-160, 250, 253-255, 532, 583-584, 640, 849
 as affirmative answer to yes/no question: 253
 compared with "mo" in overriding of arguments: 264
 contrasted with "mi'u": 532
 with xu; quick-tour version: 45

go'i ra'o
 contrasted with "go'i": 256

go'i-series

assigning pro-bridi for permanent reference: 253
effect of sub-clauses on pro-bridi: 253
effect of sumti of referent bridi on pro-bridi: 253
pro-bridi as main-bridi anaphora only: 253
pro-bridi compared with ri-series pro-sumti in rules of reference: 253
pro-bridi in narrative about quotation: 257
pro-bridi in quotation series: 257
pro-bridi in quotations: 257
referent of pro-bridi: 253

go'o: 255

go'u: 250, 253

gocti: 126

GOhA selma'o

as component in tanru: 159

as selbri: 159

introduction: 237

goi: 230, 246-249, 253, 268, 697, 787, 849

assignment of ko'a-series pro-sumti; use in speech contrasted with writing: 247

for ko'a-series assignment; compared with "cei" for broda-series assignment: 248

rationale for non-inclusion in relative clause chapter: 289

use in assigning lerfu as pro-sumti: 249

use in assigning name: 249

GOI selma'o

for comparisons: 335

gotro: 126

grana: 849

grutrxananase: 849

gu: 82, 555, 561, 610

gu'a: 610

gu'e: 149-150, 171, 610

gu'i: 586, 784

gu'o: 610

gu'u: 610

gugde: 849

GUhA selma'o

compared with JA: 581

conversion and negation: 581

usage in mekso: 601

849

gunse: 849

gusni: 849

gy.: 249, 686, 707-708, 795-796, 806

I

i

I selma'o

usage in tensed connectives: 607

usage in tensed connectives with TUhE: 607

with JA: 559

J

ja: 148, 186, 556, 561, 567, 610, 671, 727, 849

JA selma'o

as a part of Lojban connective system: 555

as opposed to forethought connectives: 560

between tenses: 413

compared with GUhA: 581

connecting abstractions: 608

conversion and negation: 581

introduction: 556

opposed to JOI: 588

places in grammar where used: 556

usage in mekso: 601

usage in tensed connectives: 607

usage in tensed connectives with TUhE: 607

with I: 559

with negation: 557

ja'a: 640-641, 784, 788

ja'e: 325, 849

325

ja'o: 529-530, 849

jai: 167, 342, 416, 454-455, 481-482, 796, 849

for modal conversion: 167

meaning without modal: 342

used with tense as equivalent of SE in grammar: 416

jalge: 849

jamfu: 849

jamna: 849

janco: 849

jarco: 849

javni: 849

jbena: 494

jbini: 849

jdari: 849

jdaselsku: 471, 485-487

jdice: 849

jdika: 489, 491

jduli: 849

je: 144-149, 185, 188, 340, 346, 423, 459, 567, 587, 605, 610, 671, 849

je'a: 640-641, 849

je'e: 543-544, 849

contrasted with "vi'o": 544

je'enai: 544, 637

je'i: 784

je'o: 691

je'u: 535, 849

je'unai: 535
jegvo: 130
jei: 443-446, 788, 849
place structure: 444

jelca: 540
jenai: 423, 849
jersi: 849
jerxo: 129
jetce: 849
jetnu: 849
jgari: 849
ji: 784
ji'a: 532, 849
ji'asai: 849
ji'325
i: 734-735, 849
effect of placement: 734
with elided number: 735

ji'325
u:325, 645
jibni: 727, 849
jinto: 849
jinvi: 609, 849
jitro: 487
jo: 148, 188, 610
jo'a: 539, 647
jo'e: 589, 592
jo'i: 750, 757
precedence of: 750

jo'o: 691
jo'u: 589-590, 596, 849
contrasted with "ce": 590
contrasted with "ce'o": 590
contrasted with "joi": 590
result of connection with: 590

joi: 148, 588-591, 596, 689, 849
grammar of "joi" contrasted with eks: 588
grammar of "joi" contrasted with jeks: 588

JOI selma'o

as opposed to JA: 556
between tenses: 414
compared to logical connectives: 594
conversion and negation: 600
conversion and negation in forethought connectives: 600
in forethought connectives: 600
in mekso: 756
usage in mekso: 601
usage in tensed connectives: 606-607
usage in tensed connectives with TUhE: 607
usage with I: 595

jordo: 129
ju: 148, 610
ju'a: 531, 849
ju'i: 849
ju'o: 535, 849
ju'u: 737-738
grammar of: 738

jubme: 849
jukpa: 849
jundi: 465-466
jungo: 127
junla: 849
jy.: 686, 708

K

ka: 109, 266, 442, 481, 849

ka'a: 323, 325

ka'e: 409, 849

325

ka'o: 718

as special number compared with as numerical punctuation: 718

ka'u: 530, 849

kabri: 849

kadno: 128

kai: 325, 645

kajna: 849

kakne: 849

kalri: 600, 849

kalselvi'i: 177

kambla: 481

kanji: 695

kanla: 321, 476, 849

kanro: 23

kansa: 849

karce: 467

karczykla: 467

kau: 448-449, 849

"ma kau" contrasted with "la djan. kau": 448

kavbu: 849

ke: 122, 141-143, 145, 150, 156, 166-170, 188, 319, 341, 404, 459, 477, 479, 568, 570, 574, 580-581, 594, 601, 606-607, 627-628, 639, 754, 775, 792, 849

contrasted with "bo" for tensed logical connection: 607

for conversion of tanru: 166

for expanding scope of scalar negation: 167

in sumti grouping where allowed: 570

ke'a: 232, 266, 268, 277-280, 304-305, 849

ambiguity when omitted: 266

and abstract descriptions: 266

as referent for relativized sumti: 277

contrasted with "ri" in relative clauses: 266

effect of omission of: 279

for relativized sumti in relative clauses: 265

meaning in relative clause inside relative clause: 304

non-initial place use in relative clause: 278

subscripting for nested relative clauses: 266

with subscript; use for outer sumti reference: 304

ke'e: 141-143, 145, 150, 156-157, 166, 168, 170, 188, 319, 341, 404, 459, 477, 479, 568, 574, 581, 601, 627-628, 639, 754, 775

ke'i: 598-599, 603, 756
etymology of: 599

ke'o: 544
compared to "ki'a": 544

ke'u: 534, 536
contrasted with "va'i": 536

ke'unai: 536
kei: 161, 431-432, 452, 480-481, 849
KEI selma'o
eliding: 431

kelci: 849
kelvo: 126
kerlo: 849
ketco: 129
kevna: 849
ki: 344-345, 390, 393-394, 396, 409, 428, 849
with no tense: 394

KI selma'o
introduction: 344

ki'a: 82, 538, 544, 645
compared to "ke'o": 544

ki'325
o: 717
ki'u:325-326, 340, 849
kilto: 126, 849
kisto: 129
klama: 23, 32, 166, 168, 307-308, 310, 312, 318-319, 323, 434, 460, 470,
479-480, 495, 578, 625, 629, 664, 786, 849
place structure of: 307
place structure of "se klama": 317

klesi: 120
ko: 41, 43, 198, 212, 230, 239-240, 587, 849
in later selbri place in imperative: 239
in sub-clause of main bridi: 240
use for commands: 239
use for imperatives: 239

ko'a: 230, 246-247, 253, 269-270, 305, 696
ko'a-series: 246

after tenth: 787
for pro-sumti as compared with broda-series for pro-brid: 247
more than three variables under one scope: 787
**pro-sumti contrasted with lerfu as pro-sumti in explicit assignment of:
249**

ko'e: 230, 305, 696

ko'i: 230

ko'o: 230

ko'u: 230

325

kojna: 849

korbi849

: 849

kosta: 849

krasi:325, 354

krecau: 629

krefu: 849

krici: 609

krinu: 325

krixa: 849

krorinsa: 849

kruji: 849

**ku: 35-36, 154, 165, 204, 218, 292-296, 298, 333-334, 357, 360, 386, 588,
783, 849**

as elidable terminator for descriptions: 204

effect of following selbri on elidability of: 204

effect of possessive sumti on elidability of: 298

effect on elidability of "be'o": 154

effect on of omitting descriptor: 218

quick-tour version: 36

uses of: 204

with tense: 357

KU selma'o

quick-tour version: 36

ku'a: 589, 592

ku'e: 725-726, 755

ku'i: 532, 587, 849

ku'o: 277, 279, 293, 295, 299, 654

effect of "vau" on elidability: 299

elidability for relative clauses: 279

325

kuarka: 106

kucli: 849

kuldi'u: 470

kumfa: 849

kunti: 849

kurji: 23

ky.: 69, 686, 707-709

L

la: 22, 163, 197, 201, 205, 207, 215-216, 228-229, 295, 541, 704, 799, 806, 849

compared with "le" in specificity: 201

contrasted with "lai" in implications: 207

contrasted with "le" in implications: 202

contrasted with "lo" in implications: 202

contrasted with vocatives: 541

implications of: 201

use with descriptions contrasted with use before Lojbanized names: 201

LA selma'o

contrasted with LE in use of name-words: 228

introduction: 318

la'a: 849

la'asai: 849

la'e: 222, 244, 300, 699, 763, 797, 849

as short for le selsinxá be : 222

effect of on meaning: 222

la'e lu

compared with "me'o": 699

la'edi'e: 849

la'edi'u: 39, 244, 849

contrasted with "di'u": 244

la'i: 207, 215, 228

as set counterpart of "lai": 207

la'o: 101, 112, 689, 797-798

interaction with "bu": 689

la'u: 325, 424, 645

la-series

descriptors compared with le-series in implicit quantification: 215

ladru: 185, 849

LAhE selma'o: 221

effect of relative clause placement with: 300

lai: 205, 207, 215, 228

as mass counterpart of "lai": 205

contrasted with "la" in implications: 207

lanme: 487

lantro: 487

lanzu: 849

latmo: 130

lau: 695

effect on following lerfu word: 695

LAU selma'o

grammar of following BY cmavo: 706

le: 36, 39, 85, 154, 197-201, 203-204, 215-217, 226, 255, 292-293, 295, 432-433, 541, 588, 630, 645, 649, 663, 721, 807, 849

and specificity: 199

and truth of selbri: 199

compared with "la" in specificity: 201

compared with English "the": 199

contrasted with "lo" in implications: 203

contrasted with "lo" in implicit quantification: 216

contrasted with "lo" in specificity: 201

contrasted with "lo" in truth requirement: 201

implications of: 199

implicit outer quantifier for: 216

in false-to-fact descriptions: 200

meaning of in the plural: 204

le nu

definition: 433

LE selma'o

contrasted with LA in use of name-words: 228

introduction: 318

usage with selbri with JAI: 417

le'a: 325, 632, 645

le'e: 210-211, 215-216, 849

relationship to "le'i": 210

le'i: 207, 210, 215, 849

as set counterpart of "lei": 207

relationship to "le'e": 210

le'o: 518

le'u: 233, 792-794, 796, 809

le-series

as encompassing le-series and la-series descriptors for quantification

discussion: 215

definition: 215

descriptors compared with la-series in implicit quantification: 215

rationale for implicit inner quantifier: 215

rule for implicit inner quantifier: 215

lebna: 572, 575
ledu'u: 849
lego'i: 849
lei: 205-207, 215, 849
 contrasted with "loi" in specificity: 206

leka: 849
lenei: 849
lenku: 849
lenu: 849
lerci: 849
lerfu: 106, 684-685, 849
lervla: 685
lesi'o: 849
li: 197-198, 234-236, 720-722, 745, 754, 759, 767, 849
 as converter of mekso into sumti: 722
 contrasted with "me'o": 759
 relation to "me'o" compared with "la"/"zo" relation: 759
 terminator for: 754

LI selma'o: 235
325
li'i: 450-451
li'o: 539
li'u: 198, 233, 699, 792-793, 808, 849
libjo: 129
lifri: 849
lijda: 486-487
lijgri: 174
lindi: 849
linji: 849
linsi: 849
lisri: 849
liste: 590
litki: 484
litru: 470, 849
lo: 200-201, 203, 205, 208-209, 215-218, 232, 234, 236, 291-292, 295-296, 630, 645, 663, 754, 849
 and truth of selbri: 201
 contrasted with "le" in implications: 203
 contrasted with "le" in implicit quantification: 216
 contrasted with "le" in specificity: 201
 contrasted with "le" in truth requirement: 201
 contrasted with "loi" and "lo'i": 208
 implications of: 200
 implicit outer quantifier for: 216
 omission of: 218

lo'a: 691, 693

contrasted with "na'a": 693

lo'e: 209, 211, 215-216, 849

relationship to "lo'i": 210

lo'i: 207-209, 215, 741, 849

as set counterpart of "loi": 207

contrasted with "lo" and "loi": 208

relationship to "lo'e": 210

with elided quantifiers: 742

lo'o: 754

effect of logical connective on elidability of: 754

lo'u: 197, 233, 689, 792-794, 796, 806, 809

interaction with "bu": 689

lo-series

caution on exact numbers as inner quantifiers: 217

rationale for implicit inner quantifier: 215

rule for implicit inner quantifier: 215

logji: 229

loi: 205-208, 215, 291, 849

as mass counterpart of "lo": 205

contrasted with "lei" in specificity: 206

contrasted with "lo" and "lo'i": 208

lojbangirz: 122

lojbaugri: 122

lojbo: 125

loldi: 849

lonu: 849

lu: 197-198, 233, 699, 792-793, 808, 849

contrasted with "me'o" for representing lerfu: 699

lu'a: 216, 222, 849

effect of on meaning: 222

lu'e: 222, 447, 763, 797

as short for "le sinxa be": 222

effect of on meaning: 222

lu'i: 222, 849

effect of on meaning: 222

lu'o: 222

effect of on meaning: 222

lu'u: 221, 300, 453

as elidable terminator for qualified sumti: 221

lubno: 129

lubu: 849

lujvo: 52, 90, 125

ly: 25, 686, 707-709

M

ma: 42-43, 233, 263, 265, 421, 448-449, 781-782, 849
as sumti question: 263
for tense questions: 421

ma'a: 230, 238-239
ma'325
i:325, 373, 744
ma'o: 700, 726, 751, 762, 765
potential ambiguity caveat: 765

ma'u: 715, 721, 732, 734
with elided number: 732

mabla: 516
mai: 762, 789, 849
contrasted with "mo'o": 762

MAI selma'o
exception on use of "boi" before: 762

makau: 849
mamta: 96, 150, 849
manci: 849
manku: 849
mapti: 849
marji: 849
masno: 849
matne: 206, 849
mau: 325, 337-338
avoiding in favor of "seme'a": 338

me: 162-164, 703, 745, 849
compared with "du" in effect: 163
effect of MOI on: 745
explicitly specifying: 545
place structure of: 162
used with names: 163

me'a: 325, 337-338
avoiding in favor of "semau": 338

me'e:325, 849
me'i: 735
with elided number: 736

me'o: 235, 689, 699, 759, 767

as a prefix for logograms: 689
compared with "la'e lu": 699
contrasted with "li": 759
contrasted with "lu...li'u" for representing lerfu: 699
contrasted with quotation for representing lerfu: 699
relation to "li" compared with "l'a/"zo" relation: 759

me'u: 162, 164-165, 745
elidability: 164
relative precedence with logical connectives: 164

megdo: 126
mei: 591, 740, 764, 767, 849
mekso: 125
melbi: 23, 140-141, 849
meljo: 129
menli: 849
mensi: 849
merko: 128, 703
mexno: 129
mi: 34, 46, 153, 156, 197-198, 212, 230, 238-239, 241, 248, 254, 257, 268, 282, 297, 308, 312, 314-315, 318, 342, 517, 545, 575, 578, 628, 741, 849
mi'a: 230, 238-239, 849
mi'e: 238, 542, 544-545
contrasted with other members of COI: 545
effect of ordering multiple COI: 545

mi'enai: 545
mi'i: 597-598, 756
mi'o: 82, 212, 230, 238-239, 849
mi'u: 532
contrasted with "go'i": 532

mi-series
pro-sumti: 238
pro-sumti and lack of pro-brididi equivalent: 240

midju: 709, 849
mikce: 473
mikri: 126
milti: 126
milxe: 849
minde: 488, 849
minli: 849
mintu: 849
contrasted with "du": 269

misro: 129

mixre: 849
mlana: 849
mlatu: 150, 582, 849
mleca: 337, 489-491, 727
mo: 43-44, 263-265, 626, 760, 783
 as selbri question: 264
 compared with "go'i" in overriding of arguments: 264

mo'a: 519, 732-733, 744
mo'e: 443, 758, 766
 terminator for: 757

mo'i: 372-374, 429, 849
mo'o: 762, 789, 849
 contrasted with "mai": 762

mo'u: 455, 849
moi: 742, 745, 764, 767
MOI selma'o
 in mathematical expressions: 161
 use of "boi" before: 745

mojysu'a: 182
mokca: 709
molro: 126
morji: 850
morko: 129
morsi: 850
mrostu: 182
mu: 211, 294, 746, 752, 850
mu'a: 850
mu'anai: 850
mu'e: 436, 438, 456
 place structure: 438

mu'i: 325-326, 419, 850
mu'onai: 545
325
mukti: 325, 418-420
mulgri: 175
mulno: 850
murta: 850
muslo: 130
mutce: 850
muvdu: 850
my.: 686, 707-709, 850

N

na: 46, 171-172, 556-557, 559, 561, 564-565, 573, 575, 581, 583-584, 610-611, 615-618, 620, 625, 638, 641, 645, 666, 671-674, 676-678, 680, 728, 784, 788, 850

and negation boundary: 678

multiple "na" and tense: 172

order in logical connectives with "se": 559

writing convention in eks: 564

na'a: 693

contrasted with "lo'a": 693

na'e: 168-171, 344, 479, 625-630, 632-633, 639, 641, 645, 850

before "gu'e": 171

contrasted with "na'e ke": 168

na'i: 539, 645-646

na'o: 376

na'u: 757, 759-760, 762

terminator for: 757

use in asking operator questions: 760

na'ujbi: 727

NAhE selma'o: 221

effect of relative clause placement with: 300

for negating PU: 406

in mekso: 763

NAhE+BO construct

explanation of sumti negation: 634

introduction: 220

nai: 500, 510-511, 515, 521-522, 541, 556, 559, 561-563, 573, 581, 596-597, 600, 610-611, 635-637, 671-672, 678, 785, 809, 850

effect on joiks: 596

placement in afterthought bridi connection contrasted with forethought: 561

placement in forethought bridi connection contrasted with afterthought: 561

naja: 148, 188

najnimre: 850

naku: 850

as creating a negation boundary: 674
compared with sumti in grammar: 674
effect on conversion with "se" on negation boundary: 675
effect on moving quantifiers: 674
in linked sumti places: 677
multiple in sentence: 677
negation; rationale for considering an advanced technique: 675
outside of prenex: 674

naku su'oda
as expansion of "noda": 670

naku zo'u
and negation boundary: 678

nakykemcinctu: 122
namcu: 727
nanba: 850
nanla: 850
nanmu: 301, 325, 682, 0
nanvi: 126
nau: 398-399
effect on sticky tenses: 399
syntax: 398

ne: 287, 336, 338, 850
compared with "pe": 287

ne'a: 429, 850
ne'i: 429, 850
ne'u: 429
nei: 255
ni: 443-444, 757, 829
ni'a: 429, 850
ni'e: 757-758, 762
terminator for: 757

ni'i: 325-326
ni'o: 30, 269, 775-776, 789, 791, 850
effect on pro-sumti/pro-bridi assignments: 269

ni'u: 715, 725, 732, 734
with elided number: 732

nibli: 325
nicte: 850
nimre: 135
ninmu: 850

nitcu: 665
nixli: 138, 152, 850
no: 72, 74, 232, 587, 669-670, 714, 730, 739, 850
 expanding quantifier: 670

no'a: 255
no'e: 633
no'i: 269, 775-776, 789, 791
 effect on pro-sumti/pro-bridi assignments: 269

no'o: 731
no'u: 287-288
 compared with "po'u": 287
 contrasted with po'u: 288

nobli: 111
noda: 670
 expanding to "naku su'oda": 670

noi: 277, 280-281, 287, 290, 295, 336, 850
nolraitru: 177
noroi: 850
nu: 431, 433-434, 436, 438, 459, 480, 482-483, 786, 850
 definition: 433
 place structure: 436

NU selma'o
 event-type abstractors: 455
 introduction: 161
 with connectives: 608

nu'a: 160, 759-760
 use in answering operator questions: 760

nu'e: 542
nu'i: 331, 424, 578, 662
nu'o: 410-411, 850
nu'u: 331, 424, 578, 662-663
nuncti: 187, 482
nunctu: 174
nunkla: 480, 786
nupre: 850
nuzlo: 850
ny.: 686, 701, 707-709, 723, 725

P

pa: 111, 211, 660, 715, 725, 729, 732, 736, 745, 751, 850

PA selma'o

exception on use of "boi" with MOI: 745

members with rafsi: 764

pa'325

e: 535

pa'enai: 535

pa'o: 429, 850

325

pacna: 850

pacru'i: 186

pagbu: 727

pagre: 850

pai: 718

palta: 850

pamai: 850

pamoi: 168, 745, 850

panci: 850

pare'uku: 850

paso: 739

patyta'a: 98

pau: 539, 784, 850

placement in sentence: 539

paunai: 539

pe: 283, 287, 297-298, 336, 850

as loose association: 283

compared with "ne": 287

compared with poi ke'a srana : 283

contrasted with "po": 284

pe'a: 539-540, 850

pe'e: 577, 579

pe'i: 49, 531, 850

pe'o: 726

pe'u

contrasted with ".e'o": 543

pei: 82, 511, 524-526, 784, 850

pelji: 850

pelnimre: 135

pelxu: 135

pendo: 850

penmi: 850

pensi: 850

petso: 126

pezli: 850

pi: 216, 715, 717, 730, 733, 736, 738-739, 764

pi'a: 750-751

pi'e: 738-739

pi'i: 722, 724, 752, 850

pi'o: 322, 325

pi'u: 415, 589, 592

contrasted with ".e": 594

use in connecting tenses: 415

picti: 126

pilno: 321-322, 488-489

pimlu: 850

pinta: 850

pinxe: 850

piro: 211, 216, 731, 736

piro'a: 731

piro'u: 731

pisu'o: 211, 216, 230, 736

pixra: 850

platu: 850

plipe: 850

pluka: 23, 850

pluta: 319, 850

contrasted with "ve klama": 319

po: 284

as restrictive possession: 284

compared with poi ke'a se steci srana : 284

contrasted with "pe": 284

contrasted with "po'e": 285

contrasted with English possession : 284

po'e: 284-285

as intrinsic possession: 284

compared with poi ke'a jinzi ke se steci srana : 284

contrasted with "po": 285

325

po'o: 532-533, 850

placement in sentence: 533

po'u: 286-288

as identity: 286

compared with "no'u": 287

compared with poi ke'a du : 286

contrasted with no'u: 288

relative phrase of contrasted with relativized sumti of: 286

poi: 277, 280-281, 290-291, 293, 336, 645, 654, 656, 658, 850
discussion of translation: 280
dropping from multiple appearances on logical variables: 658
syntax of: 277

polje: 850

polno: 129

ponjo: 128

ponse: 779

porsi: 850

porto: 128

prali: 850

prenu: 137, 204, 721, 850

preti: 850

prije: 850

prina: 850

pritu: 709

pu: 50, 171, 357-358, 363, 370, 381, 387, 391, 393, 398, 577, 603, 605, 850

meaning as a sumtcita: 386

meaning when following interval specification: 368

pu ge: 608

PU selma'o

compared with FAhA: 363

contradictory negation of: 405

for forethought tense connection of sentences: 401

negation with NAhE: 406

PU tenses contrasted with ZAhO tenses in viewpoint: 380

with "ze'e": 378

pu'325

325

i: 411, 850

pu'o: 380-381, 455-456, 850

as pastward of event: 381

derivation of word: 380

explanation of derivation: 381

pu'u: 437-438, 456

place structure: 438

puba: 393

pulji: 850

punji: 850

purci: 363

purdi: 850

py.: 686, 707-709

R

ra: 224, 231, 250, 252-253

ra'a: 325, 354

ra'e: 716

ra'i: 325, 354

ra'o: 256-257

ra'u: 536

scale of importance: 536

ra'ucu'i: 536

ra'unai: 536

ractu: 850

radno: 126

rafsi: 53, 86, 91

rai: 325, 850

rakso: 129

raktu: 850

ralju: 111

ranji: 850

rarna: 850

ratcu: 850

rau: 519, 732-733, 744

re: 84-85, 211-213, 219, 294, 333, 591, 709, 725, 736, 752, 850

re'i: 543

re'inai: 543

re'o: 429, 850

re'u: 383

remai: 850

remei: 850

remna: 850

rere'u: 850

reroi: 415

retsku: 850

ri: 223-224, 231, 250-253, 266, 779, 794, 850

contrasted with "ke'a" in relative clauses: 266

ri'a: 325-327, 329, 344, 850

ri'e: 518-519

519

325

ri'u: 429

ri-series

pro-sumti: 253

pro-sumti in narrative about quotation: 257

pro-sumti in quotation series: 257

pro-sumti in quotations: 257

ricfu: 571

rigni: 850

rinka: 325, 329-330, 454, 485, 494, 561, 850

rirxe: 850

risna: 540

ro: 212-213, 215-217, 219, 230-232, 295, 653, 656-659, 661, 663, 668, 673, 698, 729-730, 736, 764, 850

dropping from multiple appearances on logical variables: 658

effect of order when multiple in sentence: 663

ro'a: 850

ro'anai: 515

example: 515

ro'e: 515

ro'o: 519, 597

ro'u: 521

roi: 377-378, 762, 850

ROI selma'o

effect of ZAhO on "fe'e" flag: 386

exception on use of "boi" before: 762

scalar negation of: 408

romai: 789

ropno: 130

ru: 231, 250, 252-253, 850

ru'a: 49, 531

compared with ".e'u": 531

ru'e: 511

ru'i: 376

ru'inai: 377

ru'o: 692

ru'u: 429, 850

ruble: 511

rusko: 127

rutrceraso: 850

ry.: 686, 707-709

S

sa: 522, 689, 794, 806-809
interaction with "bu": 689

sa'a: 539, 646, 801, 804
editorial insertion of text already containing "sa'a": 539
interaction with "li'o": 539
interaction with "sei": 539
interaction with "to'i": 539

sa'enai: 535

sa'i: 750-751

sa'unai: 535

sadjo: 129

sai: 597, 850

sakli: 95

sakta: 850

salci: 96

salpo: 850

sampu: 850

sance: 850

sanga: 850

sanji: 850

sanli: 597, 850

sanmi: 850

saske: 105

325

savru: 850

se: 28-29, 35, 54, 165-166, 317, 322, 334, 338, 350, 459, 477, 479, 556, 559, 563-564, 573, 581, 589, 597-598, 600, 610-611, 658, 676-678, 742, 763, 786, 850

as grammatical in JOI compounds: 589

in logical connective to exchange sentences: 559

order in logical connectives with "na": 559

use with operators: 763

using to re-order logical variables: 658

writing convention in eks: 564

se du'u: 446

se klama

place structure of: 317

SE selma'o

after 5th place: 786
compared with JAI and "fai": 416
effect on place structure numbering: 317
effect on selbri place structure: 316
extending scope of: 319
for BAI selma'o: 342
for converting place structure: 316
introduction to conversion: 165
ordering of multiple SE and effect on a selbri: 320
rationale for no 1st place conversion: 317
scope of: 319
word formation of cmavo in: 317

se te: 320
se'a: 519
se'e: 704-705
and number base convention: 705

se'i: 518, 850
se'o: 530
se'u: 263, 803-804
as elidable terminator for "soi": 263
elidability considerations: 263

seba'i: 339
sedu'u: 850
sei: 539, 550, 762, 802, 804, 850
seja'e: 325
seja'eku: 850
seka'a: 323
sela'u: 850
selbri: 20-21, 52, 307
selkla: 479
selma'o: 53, 81
selsku: 486
seltau: 135, 459
selti'i: 475
selti'ifla: 475-476
semau: 338-339
seme'a: 338-339
semtu: 130
semu'ibo: 850
senva: 850
sepi'o: 322
seri'a: 327
serti: 850
sfofa: 73
si: 522, 689, 794-795, 805-809

interaction with "bu": 689

si'a: 532

si'e: 743, 767

si'o: 450-451

325

siclu: 850

sidju: 850

simlu: 850

simsa: 850

simxu: 850

since: 105

sinso: 127

sinxa: 221

sipna: 850

sirji: 850

sirxo: 129

sisti: 647

skari: 646

skicu: 850

skoto: 128

slabu: 850

slaka: 689

sligu: 850

slovo: 131

smacu: 850

smudukti: 850

smuni: 850

snada: 850

so'a: 730, 733, 764

so'e: 730, 764

so'i: 730, 764, 850

so'imei: 188

so'o: 730, 764, 850

so'u: 730, 764, 850

softo: 129

soi: 262-263

use in expressing reciprocity: 262

use in expressing reciprocity with vo'a-series pro-sumti: 262

with one following sumti; convention: 262

solji: 850

solri: 111, 850

solxrula: 179

sonci: 465

sovda: 850

spageti: 106

spaji: 850
spano: 127
spati: 850
spuda: 850
spusku: 850
sraji: 850
sraku: 850
sralo: 128, 850
srana: 325, 354
srito: 130
sruri: 850
stali: 23
steci: 284
stedu: 850
stela: 850
stero: 127
stidi: 475
stura: 727
stuzi: 850
su: 522, 689, 794, 807, 809
interaction with "bu": 689

su'a: 530, 535
su'anai: 530
su'e: 735, 764, 850
with elided number: 736

su'i: 160, 721, 752, 760, 766
su'o: 213, 215-216, 229, 231-234, 236, 295, 659-661, 668, 682, 735-736, 764, 850
as implicit quantifier for quotations: 213
with elided number: 736

su'oroi: 850
su'u: 450-452
sudga: 850
sudysrasu: 180, 188
suksa: 850
sumti: 20-21, 52, 307
sunsicyjudri: 850
sutra: 23, 135, 158, 168, 170, 850
sy.: 86, 686, 707-708

T

ta: 22, 232, 241, 243, 277, 360
contrasted with "di'u": 243

ta'e: 376, 618, 850

ta'eku: 850

ta'i: 325, 850

ta'o: 850

ta'onai: 536

ta'u: 534

ta'unai: 534

tadji: 850

tagji: 850

TAhE selma'o

effect of ZAhO on "fe'e" flag: 386

scalar negation of: 408

tai:325, 355, 850

tamdu'i: 727

tamsmi: 355

tanjo: 127, 757

tanru: 30, 53, 135

tarmi: 106, 355, 727

tatpi: 850

tau: 688

tavla: 23, 33-34, 850

tcadu: 850

tcica: 850

tcidu: 850

tcika: 850

tcita: 850

te: 29, 35, 165, 350, 850

te'a: 723

te'e: 429

te'o: 718, 735

te'u: 750, 757, 765-766

teci'e: 632

tei: 694, 696, 706

teka'a: 323

tense selma'o

summary of: 424

terbi'a: 177

terdi: 850

tergu'i: 178

terkavbu: 174

terpa: 850

tertau: 135, 459

terto: 126

tezu'e: 325

ti: 22, 51, 198, 232, 241, 243, 251, 277-278, 292, 360, 850
as pronoun expression for English this: 241

ti noi

as adjective expression for this: 242

ti'a: 429

ti'e: 530

ti'325

o: 762

ti'otci: 178

325

ti-series

3 degrees of distance with pro-sumti: 241

contrasted with di'u-series pro-sumti: 243

conversational convention for pro-sumti: 241

pro-sumti and lack of pro-bridi equivalent: 242

pro-sumti as pointing referents only: 240

pro-sumti compared with English this/that: 240

problems in written text: 241

tinju'i: 465

tirna: 465, 850

tirxu: 850

tisna: 850

to: 801, 850

to'a: 687-688

to'e: 479, 632-635

to'i: 539, 801

to'isa'a: 850

to'o: 429-431, 850

special note on direction orientation: 430

to'u: 535

toi: 801, 850

tolcanci: 850

tolmle: 633

tolpu'i: 850

tolvri: 186

tordu: 850

traji: 489, 492-493, 850

tricu: 104, 850

trixe: 850

troci: 156, 850

tsali: 511

tu: 22, 232, 241, 243, 277, 360

archaic English yon as equivalent of: 241

tu'a: 222, 453-455, 850
as being deliberately vague: 223
effect of on meaning: 222
use for forming abstractions: 222

tu'e: 335, 341, 404, 568-570, 595, 607, 683, 775, 779
contrasted with "bo" for tensed logical connection: 607
effect on "di'e": 595
use in lists: 595

tu'325
o: 748, 752
for infix operations with too few operands: 748

tu'u: 335, 341, 404, 568-569, 595, 683, 775, 779
tubnu: 850
tugni: 850
tumla: 850
tunta: 850
tuple: 850
ty.: 686, 691, 707-709

U

UI selma'o
introduction: 495
scope of: 790

va: 360, 850

VA selma'o

and distance: 359

relation of words to "ti"

ta, tu: 360

va'a: 725, 748, 752, 760

va'e: 743, 850

va'i: 534, 536

contrasted with "ke'u": 536

va'inai: 534, 536

va'o: 325, 850

va'u: 325, 850

vacri: 850

vajni: 850

valsi: 850

vanci: 850

vasru: 850

vau: 293, 299, 332, 432, 572, 654, 784, 791, 850

avoiding for shared bridi-tail sumti: 332

effect on elidability of "ku'o": 299

ve: 29, 165, 350

ve klama: 319

contrasted with "pluta": 319

ve'a: 366, 850

ve'e: 379

366

ve'o: 333, 602, 701, 723-725, 727

366

vecnu: 23, 36, 323

vei: 333, 602, 701, 723, 725, 727

veka'a: 323

veljvo: 459

vemau: 491

veme'a: 491

vensa: 850

verba: 850

vi: 51, 360-361, 850

as adjective expression for English this: 241

vi'a: 372

vi'e: 372

vi'i: 850

vi'o

contrasted with "je'e": 544

vi'u: 372
vikmi: 850
vindu: 850
vinji: 850
virnu: 850
viska: 320-321, 850
vlipa: 850
vo: 211, 696, 752, 850
vo'a: 231, 262
vo'a-series
 pro-sumti use in expressing reciprocity with "soi": 262
 referring to individual sumti of a bridi: 156

vo'e: 231, 262
vo'i: 231
vo'o: 231
vo'u: 231
vofli: 850
voi: 291-292, 850
vorme: 453, 850
vreji: 850
vrusi: 850
vu: 50, 360, 850
vu'a: 429
vu'e: 518
vu'i: 222, 850
 effect of on meaning: 222
 use for creating sequence: 222

vu'o: 301, 850
vu'u: 725
VUhU selma'o
 operands: 722

vukro: 129
vy.: 686, 708, 850

X

xabju: 850
xagmau: 492
xagrai: 492
xajmi: 850
xamgu: 150-151, 492, 850
xampo: 127
850
xance: 488, 850
xanka: 850
xanri: 850
xanto: 850
xarci: 474, 850
xatsi: 126
xazdo: 130
xe: 29, 165, 350, 785
xebro: 130
xecto: 126
xeka'a: 323
xekri: 494
xelso: 130
xexso: 126
xi: 603, 683, 701, 747, 751, 785
xindo: 127
xirnzebra: 850
xispo: 131
xo: 746, 783, 850
xokau: 850
xrabo: 128
xrani: 850
xriso: 130
xruki: 850
xrula: 850
xu: 30, 45, 539, 582, 584, 637, 646, 781, 850
xu go'i
 quick-tour version: 45

xunblabi: 850
xunre: 149, 631, 850
xurdo: 128
xy.: 686, 698, 701, 708, 726, 788

Z

za: 850
za'a: 49, 530, 850
za'e: 115, 689, 800
 interaction with "bu": 689
 use to avoid lujvo misunderstandings: 115

za'i: 437-438, 456
 place structure: 438

za'o: 383, 455, 850
za'u: 735
 with elided number: 736

za'ure'u: 850
zabna: 516
ZAhO selma'o: 388
 contradictory negation of: 405
 effect on "fe'e" flag for TAhE and ROI: 386
 for expressing spatial contours: 385

zai: 692, 695
zarci: 23, 199, 201, 850
325
zbasu: 258, 850
zdani: 120, 150, 155, 319, 460-463, 466, 468, 476, 807, 850
ze'a: 366, 850
ze'e: 378-379, 850
 effect on following PU direction: 378

ze'eba
 meaning of: 378

ze'eca
 meaning of: 378

ze'epu
 meaning of: 378

ze'i: 366, 368, 850
ze'o: 429-430
 special note on direction orientation: 430

366
zei: 99-100, 131, 689, 809
 interaction with "bu": 689

zenba: 489, 491, 850
zepti: 126
zerle'a: 174

zernerkla: 478

zetro: 126

zgana: 850

zi: 365, 850

ZI selma'o

compared with VA: 363

zi'e: 289-290, 850

compared with English and : 289

contrasted with logical connectives: 289

use in connecting relative phrase/clause to relative phrase/clause: 290

zi'o: 231, 258-260, 271

as creating new selbri: 259

rafsi of "zi'o"; effect of on place structure of lujvo: 271

zifre: 850

zmadu: 94, 337-338, 489-491, 493, 727, 850

zo: 197, 229, 522, 689, 700, 794-795, 797, 805-806, 808-809, 850

interaction with "bu": 689

zo'a: 429

zo'e: 25, 27, 231, 258-260, 311, 313, 448-449, 573, 650

as a translation for "something": 650

as place-holder for sumti: 258

as place-holder for unspecified sumti: 311

compared with FA for omitting places: 313

contrasted with "da": 651

zo'e-series

compared with "do'i" as indefinite pro-sumti: 260

pro-sumti: 258

zo'i: 429-430

special note on direction orientation: 430

zo'o: 535

zo'u: 305, 651, 777-779, 850

zoi: 197, 689, 795-796, 806

interaction with "bu": 689

zu'a: 360-361, 400-401, 424, 429

derivation of word: 360

zu'e: 325, 850

zu'i: 231, 258

zu'o: 437-438, 456

place structure: 438

zu'u: 850
zuke: 495, 850
zuljma: 98
zunle: 360, 709
zutse: 850
zvafa'i: 850
zvati: 850
zy.: 686, 707-708, 726

General Index

Symbols

"a" is letteral: 699

\$: 704

&

word for "&": 689

'

"" and consonant cluster determination in lujvo: 91

definition of symbol "" (see also apostrophe): 56

$(n + 1)(n + 1) = n^2 + 2n + 1$: 723

(n+1)-th rat: 745

+1 + -1 = 0: 721

-1: 715

-ek

in name for logical connectives: 556

-er

use of zmadu in forming: 94

-ity: 439

-ness: 439

-ng

Lojban contrasted with English: 70

'

word for ".": 689

508

1 + 1 = 2: 720

10^{20} : 749

12-point: 693

123: 713

2 + 2: 444

2 rats + 2 rabbits = 4 animals: 758

2/7: 716

3 grams: 721

3×10^8 : 749

3.1415: 715

4-letter rafsi

definition: 92

5-letter rafsi

definition: 92

9 out of 10: 743

?o: 718

A

A

notation convention for logical connectives: 554

A gives B to C: 698

A gives BC: 698

A loves B: 696

a/an

contrasted with English "the": 540

abbreviated lujvo and plausibility: 476

ABC base 16: 737

abduction

example: 530

Abraham Lincoln: 587

absolute laws: 459

abstract description: 452

abstract lujvo: 480

abstraction bridi

contrasted with component non-abstraction bridi in meaning: 161

effect on claim of bridi: 327

abstraction conversion: 452

abstraction of sentences

contrasted with quotation: 447

abstractions

achievement: 436
activity: 437
concept: 450
creating new types: 451
event: 432
experience: 450
forethought connection in: 608
grammatical uses: 432
grouping of connectives in: 608
idea: 450
implicit in sumti: 435
logical connection of: 608
making concrete: 454
mental activity: 445
place structure: 432
point-event: 436
process: 437
simplification to sumti with "jai": 454
simplification to sumti with "tu'a": 453
speaking
 writing, etc.: 446

state: 437
sumti ellipsis in: 434
truth-value and fuzzy logic: 444
vague: 450
with knowing
 believing, etc.: 445

with wonder
 doubt, etc.: 448

accent mark
 a diacritical mark: 693
 example: 694

accent marks
 proposed lerfu words for: 709

accented letters
 considered as distinct from unaccented: 694

Acer: 104
achievative event contour: 380
achievement abstraction
 place structure: 438

achievement abstractions

definition: 436
related tense contours: 456

achievement event
described: 438

acronym
definition: 702

acronym names from lerfu words
assigning final consonant: 702

acronyms
as lerfu strings using "me": 703
using names based on lerfu words: 702

acronyms names based on lerfu words
omitting "bu": 702
using "z" instead of "" in: 703

activity abstraction
place structure: 438

activity abstractions
definition: 437
related tense contours: 456

activity abstractor: 437
activity event
described: 438

actual events
explicitly expressing: 409

actual stop
contrasted with natural end: 382

actuality
expressing in past/future: 411
Lojban contrasted with English in implying: 408

addition
a mathematical operator: 721

addition operator
contrasted with positive sign: 721

addition problems: 160
adjective ordering: 144

adjective-noun combination

with tanru: 134

adjectives

brivla as Lojban equivalents: 85

adverb-verb combination

with tanru: 134

adverbs

brivla as Lojban equivalents: 85

affirmative answer

quick-tour version: 45

afraid of horse: 296

afterthought bridi connectives

contrasted with forethought bridi connectives: 560

afterthought connection

contrasted with forethought for grammatical utterances: 586

definition: 329

of operands: 753

of operators: 753

afterthought connectives

as complete grammatical utterance: 585

contrasted with forethought connectives: 559

afterthought sentence connection

modal contrasted with tense: 419

afterthought tense connection

contrasted with forethought in likeness to modal connection: 420

ailment: 473

Alexander Pavlovitch Kuznetsov: 697

algebra of functions

operator and operand distinction in: 764

alienable possession

definition: 285

aliens

communication with: 550

all-th: 742

allowable diphthongs

in fu'ivla contrasted with in gismu and lujvo: 105
in gismu and lujvo contrasted with in fu'ivla: 105

alpha

example: 690

alphabet

Latin used for Lojban: 684

Lojban: 53

words for letters in

rationale: 685

alphabetic order: 53

alphabets

words for non-Lojban letters

rationale: 685

alternative guidelines: 459

always and everywhere: 385

ambiguity of tanru: 136

American dollars: 704

American Indian languages and evidentials: 528

Amharic writing: 695

ampersand

example: 689

ampersand character

word for: 689

Amsterdam: 65

anaphora

definition: 253

pro-brididi go'i-series as: 253

pro-sumti ri-series as: 253

pro-sumti vo'a-series as: 261

anaphoric pro-brididi

stability of: 268

anaphoric pro-sumti

stability of: 268

and

as non-logical connective: 587

compared with but: 587

contrasted with cross-product: 594

and earlier: 606

and simultaneously: 606

and then: 403, 606-607

animal doctor

example: 472

animal patient: 473

animals

use of fu'ivla for specific: 101

anomalous ordering of lujvo places: 474

answers

"go'i" for yes/no questions: 253

to operator questions: 760

to place structure questions: 316

to tense-or-modal questions: 422

antecedent

for pro-bridi: 248

for pro-bridi as full bridi: 248

antecedent of pro-bridi

definition: 237

antecedent of pro-sumti

definition: 237

anticipated

example: 529

any

as a restricted universal claim: 664

as a translation problem: 663

as a universal claim

later restricted: 664

as an existential claim: 664

expressing as existential by variable in subordinate bridi: 666

any box: 664

anyone

contrasted with everyone in assumption of existence: 664

anyone who goes

walks: 663

aorist

definition: 370

apostrophe

and consonant cluster determination in lujvo: 91
as not a consonant for morphological discussions: 80
as preferable over comma in Lojbanized names: 58
definition of: 56
example of: 58
purpose of: 56
quick-tour version: 21
type of letter in word-formation: 56
use in vowel pairs: 60
variant of: 56

Appassionata: 336-337
approximate numbers
 expressing: 734
 expressing some exactness of: 734

approximately 40: 734
Arabian Nights: 776
Arabic alphabet
 language shift word for: 692

argument tags
 based on tenses (see also sumtcita): 386

Armstrong: 69
Arnold: 108
arthropod: 469
article
 number: 720

articles
 cmavo as Lojban equivalents: 81

Artur Rubenstein: 336-337
ASCII
 application to lerfu words: 705

aspect
 expressing: 380
 natural languages compared with respect to: 380

assignable pro-sumti
 explicit cancellation of by rebinding: 268
 stability of: 268

assumption: 531
asymmetrical tanru: 173
 definition: 173

asymmetrical tanru types

activity + implement-used: 183
cause + effect: 177
characteristic-time + event: 184
characteristic/detail + object: 176
effect + causative agent: 177
elements-in-set + set: 174
energy-source + powered: 185
general-class + sub-class: 176
inhabitant + habitat: 177
locus-of-application + object: 183
miscellaneous: 185
object + component/detail: 175
object + place-sold: 183
object + usual-container: 184
object-giving-characteristic + other-object: 181
object-measured + standard-object: 180
object-of-action + action: 173
object-of-purpose-of-instrument + instrument: 178
overriding-property + object-with-implicit-properties: 181
possessor + object: 176
product + producer: 181
product + source: 179
purpose-of-instrument + instrument: 177
set + element-of-set: 175
similar-appearance-object + object: 182
source + product: 178
source-material + object: 179
typical-place + object: 182
undesired-object + protection-object: 183
whole + part: 181

at least: 735

**contrasted with more than
less than, at most: 736**

at least two: 735

at most: 735

**contrasted with more than
at least, less than: 736**

at most two: 735

Athens: 438

attend school: 375

attitude

avoidance of expression: 541
scalar: 511

attitudes

- beginning: 526**
- ceasing: 526**
- continuing: 526**
- empathy contrasted with sympathy: 526**
- expressing changes in: 526**

attitudinal

- example of scale effect: 511**
- signaling as non-propositional: 510**

attitudinal answers

- plausibility: 524**

attitudinal categories: 514

- example of effect: 514**
- mnemonic for: 515**
- rationale: 514**

attitudinal indicator

- unspecified: 521**

attitudinal indicators: 496

- conventions of interpretation: 521**
- placement of "nai" in: 521**
- placement of scale in: 521**
- quick-tour version: 46**

attitudinal modifiers: 516

attitudinal questions: 524

- asking about specific attitude: 525**
- asking intensity: 524**

attitudinal scale

- as axis in emotion-space: 513**
- neutral compared with positive + negative: 513**
- seven-position: 510**
- stand-alone usage: 513**
- usage: 511**

attitudinal scales

- rationale for assignment: 510**

attitudinals

a- series: 504
affecting whole grammatical structures: 522
and logic: 650
at beginning of text: 522
attributing emotion to others: 526
benefit in written expression: 523
categories with nai: 515
categories with scale markers: 515
complexity: 520
compound: 497
contours: 526
contrasted with bridi: 507, 513
contrasted with discursives: 532
contrasted with rationalizations of emotion: 513
design benefit: 513
e- series: 504
emotional contrasted with propositional: 504
emotional/propositional caveat: 504
exceptions: 526
external grammar: 522
grammar of internal compounding: 522
grammar of placement in bridi: 522
i- series: 504
internal grammar
 complete: 522

logical language and: 504
negative: 510
neutral: 510
non-speaker attitudes: 526
order of: 513
placement for prevailing attitude: 496
placement in sentences with "nai": 521
positive: 510
prevailing attitude: 496
propositional contrasted with emotional: 504
propositional effect on claim: 504
propositional/emotional caveat: 504
rationale for: 507
referent uncertainty: 523
scale of: 510
stand-alone categories: 515
word-form for primary: 497

audio-visual isomorphism: 53
audio-visually isomorphic: 774
auditoriums: 470

author of this book: 14
Avon: 323

B

back-counting pro-sumti: 231

background noise: 466

base

assumed: 737

changing permanently: 737

non-constant: 738

specifying: 737

vague: 739

base greater than 16

compound single-digits contrasted with two digits: 739

expressing numbers in: 739

two digits contrasted with compound single-digits: 739

base point

in bases other than 10: 738

base varying for each digit

separator for: 738

base-20 arithmetic

remnants of: 766

basis

example: 531

beach

example: 439

bear wrote story: 201

Bears wrote book: 207

beautiful dog: 38

because

four varieties of English word "because": 327

beefsteak: 477

Beethoven: 336-337

beetle: 469

beetles: 470

begin

contrasted with resume: 382

beginning point

spatial: 386

being alive: 437

better: 492

between Dresden and Frankfurt: 597, 599, 601

beverage

example: 271

bibliography: 16

bicycle race: 451

big boat: 89

big nose: 278

big nose-pores: 278

big person: 278

big red dog: 144

Bill Clinton: 461

binary system

specifying numbers in (see also base): 737

blue

as sad: 540

blue and red: 588

blue house: 319, 579

blue-eyed: 476

bo

for right-grouping in tanru: 141

boat class

example: 120

boat sailed: 389

bold

example: 692

bomb destroyed fifty miles: 598

bone bread: 66

books about Lojban: 16

borrowing

four stages of: 101

borrowing from other language

fu'ivla as: 86

borrowings

fu'ivla form with categorizing rafsi: 101
fu'ivla form without categorizing rafsi: 102
most common form for: 101
Stage 1: 101
Stage 2: 101
Stage 3: 101
Stage 3 contrasted with Stage 4 in ease of construction: 102
Stage 4: 102
using foreign-language name: 101
using lojbanized name: 101

Boston from Atlanta: 308
both dogs: 733
bound variable pro-sumti
 stability of: 268

bovine: 477
bracketed remark: 801
brackets
 use in IPA notation: 54

breathe: 604

bridi
 building from selbri and sumti: 308
 compared with predication: 19
 concept of: 19
 definition: 132
 quick-tour version: 52

effect of alternate form on sumti order: 309
 effect of using non-standard form: 309
 exception to sumti place structure in: 310
 leaving a sumti place unspecified in with zo'e: 311
 leaving end sumti places unspecified in: 310
 logical connection with negation: 557
 logical connective for: 556
 non-standard form: 308
 omitting the first sumti place: 310
 quick-tour version: 23
 relation to selbri: 132
 selbri-first as exceptional: 309
 standard form of: 308

bridi connection
 use of imperatives in: 587
 use of truth questions in: 587

bridi logical connection

compared with sumti logical connections: 563

bridi negation

and DeMorgan's Law: 678

and negation boundary: 678

compared with negation between sentences: 672

multiple: 172

na before selbri compared to naku in prenex: 666

naku in prenex compared to na before selbri: 666

relative order with tense: 172

two forms of: 666

bridi negation and logical connectives: 671

bridi questions

quick-tour version: 43

bridi-based comparison

contrasted with comparison with relative phrase

in claims about parts: 338

bridi-tail

definition: 571

bridi-tail logical connection

and DeMorgan's Law: 679

bridi-tail modal connection: 331

bridi-tails

eliding "vau" in: 572

forethought tense connection of: 402

bride: 104

brivla

as one of the 3 basic word classes: 81

consonant pairs in: 86

definition: 85

quick-tour version: 52

from tanru: 90

properties of: 85

recognition of: 85

relation to bridi: 19

stress on: 69

subtypes of: 86

types: 133

types of

quick-tour version: 36

brivla as selbri: 133

brivla equivalents: 159

brivla form

contrasted with cmavo form: 85

contrasted with cmevla form: 85

Brooklyn: 151

brothers: 590-591

Brown

James Cooke: 15

and "letteral": 684

John: 110

buffer vowel: 64

and stress: 65

shortening of: 66

Bulgarian: 106-107

but

compared with and: 587

example: 532

but/and equivalence: 48

butter is soft: 206

butterfly

social: 32

C

C string

as a symbol for a single consonant: 80

C/C string

as a symbol for a permissible consonant pair: 81

C/CC string

as a symbol for a consonant triple: 81

calculator mathematics

as default in Lojban: 722

can see: 410

canceling letter shifts: 693

cancellation of pro-sumti/pro-bridj assignment

with "da'o": 268

capital letters

use in Lojban: 687

use of: 53

capitalization

for unusual stress in names: 110

use in names: 110

use of: 110

car goer: 467

cardinal selbri

definition: 740

place structure: 740

place structure effect from subjective numbers: 744

cardinality

definition: 207

property of sets: 207

carried piano: 587

carry sack: 341

carry sack and dog: 404

carry the piano: 601

Cartesian product

with tenses: 415

Carthage destroyed: 531

case

upper/lower specification: 687

cat of plastic: 265

Catherine: 109

Cathy: 109

causals

claiming the relation contrasted with claiming cause and/or effect and/or relation: 327

gismu: 325

modal: 326

cause death: 454

cave: 394

CC string

as a symbol for a permissible initial consonant pair: 80

CCVVCV fu'ivla

and rafsi fu'ivla proposal: 130

cedilla

a diacritical mark: 693

cessitive event contour: 380

ch-sound in English

representation in Lojban: 55

chapter numbering: 762

chapter titles

intent of: 13

character codes

definition: 704

character encoding schemes

application to lerfu words: 704

characters

definition: 704

special: 56

Chelsea Clinton: 461

chemical elements

use of single-letter shift for: 688

Chief: 111

child on ice: 367

Chilean desert

example: 131

Chinese characters

contrasted with alphabets and syllabaries: 695

representing based on pinyin spelling: 695

representing based on strokes: 696

choose from: 589

Chrysler: 163

CIA: 703

circumflex

a diacritical mark: 693

clamshells: 479

clarity of sounds: 55

Classical Greek aorist tense

compared with Lojban tense: 370

closed interval: 598

expressed with "mi'i": 756

closings

letter: 545

cmavo

as one of the 3 basic word classes: 81

compound: 82

contrasted with rafsi in usage: 100

contrasted with same-form rafsi in meaning: 92

definition: 81

quick-tour version: 52

diphthongs in: 82

experimental: 82

for experimental use: 82

lack of relation of form to grammatical use: 82

rules for pause after Cy-form: 114

simple: 82

stress on: 69, 84

structure of: 82

cmavo and gismu

major: 86

cmavo as selbri

quick-tour version: 37

cmavo form

contrasted with brivla form: 85

cmavo without rafsi

method of including in lujvo: 99

cmevla

algorithm for: 112
and analyzability of speech stream: 108
as one of the 3 basic word classes: 81
authority for: 110
avoiding impermissible consonant clusters in: 112
consonant clusters permitted in: 110
definition: 107
dot side: 110
examples of: 108
from Lojban words: 111
method of including in lujvo: 99
purpose of: 107
rationale for lojbanizing: 108
requirement for pauses around: 110
rules for: 110
rules for formation: 109
rules for pause before: 114
stress in: 109-110
stress on: 69
unusual stress in: 109

cmevla form

contrasted with brivla form: 85

cobra: 104

coffee mixed with tea: 596

coffee or tea: 586

coin heads: 743

Coleoptera: 470

color standards: 494

comma

definition of: 56

effect on relative clause in English: 281

example of: 57

main use of: 57

optional: 57

quick-tour version: 21

variant of: 57

command

contrasted with observative form: 310

commands

quick-tour version: 40

with "ko": 239

commas in numbers

as numerical punctuation: 717
effect of other notation conventions: 717
with elided digits: 717

common abstractor: 433
commutative truth functions: 555
comparative lujvo
 against former state: 491
 and seltau presupposition: 491
 potential ambiguity in: 490
 standardized meanings: 490

comparatives
 use of zmadu in forming: 94

comparison
 claims related to based on form: 338

comparison with relative phrase
 contrasted with bridj-based comparison
 in claims about parts: 338

completitive event contour: 380
complex logical connection
 grouping strategies contrasted: 568

complex logical connectives
 grouping with bo: 568
 grouping with parentheses: 568-569

complex movements
 expressing: 374

complex negation
 examples: 168

complex numbers
 expressing: 718

components contrasted with mass
 in properties of: 588

compound base
 definition: 738
 expressing digits in: 738
 separator for: 738

compound bridj

definition: 570
logical connection of: 571
more than one sumti in common: 571
multiple with "bo": 573
multiple with "ke...ke'e": 574
one sumti in common: 570
separate tail-terms for bridi-tails: 574
separate tail-terms for forethought-connected bridi-tails: 576

compound bridi with more than one sumti in common
with common sumti first: 571
with vau: 572

compound cmavo
compared with sequence of simple cmavo: 82
definition: 82
recognition of: 82

compound emotions: 513
compound letters
native language
representing as distinct letters: 694

compound logical connectives
components: 555
naming convention: 556

compound of gismu
lujvo as: 86

compound spatial tense
as direction with-or-without distance: 362
beginning with distance only: 362
effect of different ordering: 361
explanation of: 361
with direction and distance: 362

compound subscript: 603, 756
compound temporal tense
beginning with distance only: 365

compound tense
compared with multiple tenses in sentence: 391
compared with tense in scope of sticky tense: 391
definition: 361
Lojban contrasted with English in order of specification: 361

compound tense ordering
Lojban contrasted with English: 361

computer interaction: 808
concept abstraction: 450
concept abstractions
 place structure: 451

concept abstractor: 450
concrete terms
 use of fu'ivla for: 101

condescension: 517
confusion
 metalinguistic: 538

confusion about what was said: 538
conjunctions
 cmavo as Lojban equivalents: 81

connected tenses
 negation of compared with negation in connective: 414

connecting operands
 with "bo" in connective: 601
 with "ke" in connective: 601

connecting operators
 with "bo" in connective: 601
 with "ke" in connective: 601

connection
 non-distributed: 591
 simultaneously modal and logical: 339

connection of operands
 grouping: 754
 precedence over operator: 756

connection of operators
 grouping: 754

connective answers
 non-logical: 596

connective question answers
 contrasted with other languages: 587

connective question cmavo
 departure from regularity of: 584

connective questions

answering: 584
compared with other languages: 586
non-logical: 596

connectives

as complete grammatical utterance: 585
as ungrammatical utterance: 586
table by constructs connected: 609

consonant

definition: 61
effect on syllable count: 61

consonant clusters

buffering of: 64
contrasted with doubled consonants: 62
contrasted with single consonants: 62
definition of: 62
more than three consonants in: 64

consonant pairs

in brivla: 86
initial: 63
letter "y" within: 86
restrictions on: 62

consonant triples: 64

restrictions on: 64

consonant-final words

necessity for pause after: 114

consonants

contrasted with vowels: 58
final: 62
position of: 62
pronunciation of
quick-tour version: 21

restrictions on: 62
syllabic: 59
voiced/unvoiced equivalents: 61
voicing of: 61

continents

gismu for: 128

continues: 380

continuitive event contour: 380

continuous

of tense intervals: 375

contradictory negation

using "naku" before selbri: 674

contradictory negation of modals

explanation of meaning: 344

contributors to this book: 15

conversion

accessing tense of bridi with "jai": 416

definition: 165, 416

effect of multiple on a selbri: 320

effect on BAI: 323

extending scope of: 319

modal: 342

of BAI cmavo: 322

of operator places: 763

scope of: 319

swapping non-first places: 320

swapping with modal place: 342

conversion and tanru: 165

conversion into sumti from mekso: 722

conversion of mekso into sumti: 722

conversion of operand into operator: 765

conversion of operator into operand: 764

conversion of operator into selbri: 759

conversion of selbri into operand: 757

conversion of selbri into operator: 757

conversion of sentence with quantified variables

technique: 677

conversion of sumti into operand: 758

conversion of sumti into selbri: 162

conversion with "se"

effect of "naku" negation boundary on conversion: 675

conversion with ke: 166

converted selbri

as different selbri from unconverted: 316
as resetting standard order: 318
compared with selbri with FA in meaning: 318
contrasted with other similar selbri: 319
contrasted with selbri with FA in structure: 318
definition: 316
forming with SE: 316
in descriptions: 318
place structure of: 316
retention of basic meaning in: 319
to access non-first place in description: 318

creative understanding: 459
credits for pictures: 15
credits for this book: 15
cross product
 with tenses: 415

cross-dependency: 469
cross-product
 contrasted with "and": 594
 of sets: 592

cultural knowledge
 example: 530

cultural words
 rafsi fu'ivla proposal for: 130

culturally dependent lujvo: 540
cup's friend: 287
curious: 446
Cy-form cmavo
 rules for pause after: 114

cycles: 383
Cyrillic alphabet
 language shift word for: 692
 proposed lerfu words for: 707

D

da'a

default number for: 732

decimal point

as numerical punctuation: 715

effect of different notations: 715

in bases other than 10: 738

deduction

example: 529

default operator precedence

contrasted with mekso goal: 722

deference: 517

definable pro-sumti: 230

sequences of lerfu words as: 233

definite numbers

combined with indefinite: 733

demonstrated potential

expressing: 411

demonstrative pro-sumti: 232, 240

stability of: 268

DeMorgan's Law

and brid-tail logical connection: 679

and distributing a negation: 678

and internal "naku" negations: 681

and logically connected sentences: 679

and moving a logical connective relative to "naku": 678

sample applications: 678

dereferencing a pointer

with "la'e": 222

derivational morphology

definition: 80

derogatory terms: 461

descriptions

and abstractions: 432
as based on first place of following selbri: 318
as possessive sumti: 297
components of: 199
importance of selbri first place in: 199
non-specific: 200
quick-tour version: 34
specific: 200
types of: 198-199
use of SE in: 318

descriptions with lo
teddy bear contrasted with real bear: 203

descriptor
as part of description: 199

descriptors
implicit quantifiers for: 215
omission of: 218
purpose of: 199

destination: 318
Devanagari: 692
diacritic marks
proposed lerfu words for: 709

diacritical marks
as lerfu: 693
considered as forming distinct letters: 694
order of specification within "tei...foi": 694
problem of position: 694
problem with multiple on one lerfu: 694
specifying with "tei...foi": 694

dictionary
superior authority of: 14

die after living: 388
digit questions: 746
digit string
definition of: 761

digits

cmavo for: 713
list of decimal: 769
list of hexadecimal: 770
names from: 764
rafsi for: 764
rationale for having 16: 737

digits beyond 9
word pattern: 737

dimension
meaning as sumtcita: 389

dimensionality
of walking: 372
order with size in spatial tense intervals: 372

dimensionality of interval
as subjective: 372

dimensioned numbers
expressing: 758

diphthongs
classification of: 59
contrasted with vowel pairs: 60
definition of: 58
English analogues of: 75
in fu'ivla: 105
IPA for: 59
list of: 59
pronunciation of
quick-tour version: 21

specific to cmevla: 110
specific to names: 110

direct address: 541

direction
following interval in tense construct: 368
interaction with movement specification in tenses: 372
order of relative to distance in spatial tenses: 360
reference frame for: 373
specification with FAhA: 360

directions
multiple with movement: 374

disambiguated instance: 462

disclaimers: 14

discourse

commentary on: 534

expressing utterance relation to: 531

gesture markers: 534

tone of voice markers: 534

discrete

of tense intervals: 375

discursive indicator: 776

discursives

"su'a" as: 530

as metalinguistic claims: 532

contrasted with attitudinals: 532

definition: 531

discourse commentary: 534

discourse management: 536

embedded: 802

expressing how things are said: 534

knowledge: 535

placement in sentence: 532

quick-tour version: 48

word-level: 534

discursives for consecutive discourse: 532

contrasted: 532

discursives for managing discourse flow: 536

discuss in language: 594

distance

order of relative to direction in spatial tenses: 360

specification with VA: 359

distributing a negation: 678

distribution of quantified sumti: 661

ditto

example: 532

diversified species: 495

DNA: 703

doctor and then rich: 607

dog bites: 657

dog breathes: 656

dog house

example: 460

dog or cat: 583-584

doghouse: 464
example: 119

dogs bite: 661

Dong: 471

double negation
and "naku": 677

double negatives

effect of interactions between quantifiers and negation on: 671

double underscore notation convention for Quick Tour chapter: 21

doubled consonants

contrasted with consonant clusters: 62

contrasted with single consonants: 62

dream

example: 530

du

as an exception within GOhA selma'o: 160

ducks swim: 408

E

E

notation convention for logical connectives: 554

Earl

example: 60

eat in airplane: 374

eat themselves: 732

editorial commentary: 801

editorial insertion: 801

of text already containing "sa'a": 539

with "sa'a": 539

Einsteinian

space-time intervals with 4 dimensions: 372

ek

definition: 556

eks

connecting operands: 601

in sumti forethought logical connection: 563

elementary schools: 470

Elgin

Suzette Haden and evidentials: 528

elided tense

meaning of: 356

elimination process: 472

ellipsis

quick-tour version: 25

elliptical pro-bridi: 258

elliptical pro-sumti: 258

elliptical sumti: 258

elliptical value

contrasted with typical value for sumti: 258

embarrassment

example: 514

embedded bridi tenses

effect of main bridi tense on: 393

embedded discursive: 802

emotional categories: 514

emotional indicators

noticeable effects of: 551

emotional scale: 510

emotions

compound: 513

cultural bias of expression: 551

insights: 513

recording using indicators: 550

research using indicators: 550

when expressed: 513

empathy: 526

emphasis

changing by using non-standard form of bridj: 309

end of file: 808

endpoints

inclusion in interval: 598

engineering: 24

English "we"

contrasted with Lojban pro-sumti for "we": 239

English prepositions

contrasted with modal tags in preciseness: 324

Englishman in Africa: 206

enough currency: 732

enough-th: 742

equivalents to brivla: 159

erasure

multiple word: 806

names: 805

of quotations with "zo": 805

quotes: 806

total: 807

word: 805

error marking

metalinguistic: 539

ete: 694

event abstractions: 432

types: 436

event contours

achievative: 383
as characteristic portions of events: 380
as sumtcita: 388
as timeless in perspective: 380
cessative: 381
completitive: 382
continuitive: 381
contrasted with tense direction in implication of extent: 381
definition: 380
division of the event into: 381
implications on scope of event: 381
inchoative: 381
initiative: 381
interruption: 382
order with respect to TAhE and ROI: 380
pausative: 382
points associated with: 381
resumption: 382
resumptive: 382
retrospective: 381
strings of: 415
superfective: 383
syntax of: 380
temporal contrasted with spatial: 386

event contours as sumtcita
contrasted with direction and distance: 388

event types
described: 437

event-relative viewpoint
contrasted with speaker-relative viewpoint: 380

events
considered as a process: 380
duration: 434
place structure: 436

everybody loves something: 667
everyone
contrasted with anyone in assumption of existence: 664

everyone bitten by dog: 657
everything
expressing with "ro da": 653

everything breathes: 655

everything loves everything: 653

everything sees me: 653

everything sees something: 654

evidentials

"ba'a" scale: 529

"ja'o" contrasted with "su'a": 530

"ka'u" contrasted with "se'o": 530

"se'o" contrasted with "ka'u": 530

"su'a" contrasted with "ja'o": 530

definition: 528

grammar: 529

in English: 528

indisputable bridi: 529

inspiration for: 528

placement in bridi: 529

quick-tour version: 48

rhetorical flavor: 529

scales: 529

exact number

expressing: 736

example of examples: 14

examples

structure of: 14

examples in this book: 13

except from 10 to 12: 600

existential

mixed claim with universal: 653

existential claims

definition: 651

restricting: 654

existential variable

in abstraction contrasted with in main bridi: 665

in main bridi contrasted with in abstraction: 665

experience abstraction: 450

experience abstractions

place structure: 451

experience abstractor: 450

experienced: 529

experimental cmavo

definition: 82

forms for: 82

exponential notation

with "gei": 749

with base other than 10: 749

exporting negation to prenex

"naku" contrasted with internal bridi negation: 676

internal bridi negation contrasted with "naku": 676

external bridi negation

compared to internal bridi negation: 666

definition: 666

extrinsic possession

definition: 285

F

F.8 base 16: 738
FA tags and linked sumti: 152
face
 specifying for letters: 692

false statement
 implications of: 558

far away from the nearby park: 387
fast talker: 31
fast-talker shoe: 31
father: 19
father mother: 90
fewsome: 741
Fido: 657
field rations: 92
figurative lujvo: 540
 place structure: 540

figurative speech: 539
final syllable stress
 rules for pause after: 114

finish
 contrasted with stop: 382

finished: 381
first rat: 742
firstly: 761
fish eat: 778
fish on right: 369
flashbacks in story time: 395
fleas: 460
flexible vocabulary: 85
floating point numbers
 expressing: 749

flow of discourse
 managing with discursives: 536

folk quantifiers
 expressing: 758

font: 693
 specifying for letters: 692

food
 use of fu'ivla for specific: 101

foreman of a jury
example: 238

forethought bridi connection
as grammatically one sentence: 560

forethought bridi connectives
contrasted with afterthought bridi connectives: 560

forethought bridi-tail connection
special rule for tense: 608

forethought connection
contrasted with afterthought for grammatical utterances: 586
definition: 329
in abstractions: 608
in tenses: 604
observatives: 576
of operands: 753
of operators: 753

forethought connections
modal compared with tense in semantics: 420

forethought connectives
as ungrammatical utterance: 586
contrasted with afterthought connectives: 559
with tense: 607

forethought connectives and bo: 568

forethought intervals
GAhO position: 601

forethought logical connectives
within tanru: 149

forethought logical connectives in tanru
effect on tanru grouping: 149

forethought modal sentence connection: 330
relation to modal of first bridi in: 330
relation to modal of second bridi in: 330

forethought modal sentence connection for causals
order of cause and effect: 330

forethought tanru connection: 581

forethought tense connection
contrasted with afterthought in likeness to modal connection: 420

forethought tense connection of brid-tails
order of: 402

forethought tense connection of sentences
order of: 401

forethought tense connection of sumti
order of: 401

forethought termsets
logical connection of: 578

formal requirement: 511-512

former market: 393

former state: 491

formulae

expressing based on pure dimensions: 757

four "e"s: 699

Four score and seven: 765

fourteen "e"s: 684

fraction

meaning with elided numerator and denominator: 718

fractions

expressing with numerical punctuation: 716

numerator default: 716

fragmentary text: 539

Frank is a fool: 445-446

free modifiers

effects on elidability of terminators: 747

friend's cup: 287

from one to two o'clock: 597

fu'ivla

algorithm for constructing: 102
as a subtype of brivla: 86
as Stage 3 borrowings: 101
as Stage 4 borrowings: 102
categorized contrasted with uncategorized in ease of construction: 102
considerations for choosing basis word: 107
consonant clusters in: 102
construction of: 102
definition
 quick-tour version: 52

diphthongs in: 105
disambiguation of: 106
form for rafsi fu'ivla proposal: 130
form of: 102
initial consonant cluster in: 102
method of including in lujvo: 99
quick-tour version: 37
rules for formation of: 102
stress in: 102
uniqueness of meaning in: 101
use of: 101
with invalid diphthongs: 107

fu'ivla categorizer: 101
 for distinguishing fu'ivla form: 106
 for distinguishing specialized meanings: 106
 selection consideration for: 103

fully reduced lujvo
 definition: 96

function f of x: 700
function name
 lerfu string as: 700

future event
 possible extension into present: 371

futureward
 as a spatial tense: 372

fuzzy logic and truth-value abstraction: 444

G

gadri

definition: 197

gek

definition: 560

gek bridi connectives

contrasted with ijeks: 560

geks

connecting operands: 601

in forethought sumti connection: 564

syntax of: 563

General American: 72

general sumti

contrasted with operands: 722

general terms: 495

German rich man: 570

Gettysburg Address: 765

gihek

definition: 571

giheks

syntax of: 573

gik

as name for compound cmavo: 556

definition: 562

giks

syntax of: 563

girls' school

little: 137

gismu

algorithm for: 122

and cmavo

major: 86

as a subtype of brivla: 86

as partitioning semantic space: 86

basic rafsi for: 92

coined: 124

conflicts between: 87

creation

and transcription blunders: 123

considerations for selection after scoring: 123

proscribed gismu pairs: 123

scoring rules: 122

cultural: 126

definition: 86

quick-tour version: 52

ethnic: 128

examples of: 87

exceptions to gismu creation by algorithm: 124

for countries: 128

for languages: 127

for Lojban source languages: 127

geographical: 128

length of: 87

level of uniqueness of rafsi relating to: 92

Lojban-specific: 124

place order

rationale: 495

place structures: 493

rationale: 493

quick-tour version: 37

rationale for choice of: 86

religious: 129

rules for: 86

scientific-mathematical: 125

selection of: 86

source of: 87

source-language weights for: 124

special: 87

too-similar: 123

give: 20

give or receive: 315

giving the horse: 441

glottal stop

as pause in Lojban: 56

glue in lujvo

n-hyphen as: 92

r-hyphen as: 92

y-hyphen as: 91

go: 308

go to Boston from Atlanta: 308

go to market: 357

go to Paris or Rome: 679

go to the store: 13

go-er: 318

goal of this book: 12

goer table: 136

goer-house

example: 460

good house: 150

grammatical categories

use of upper case for: 14

grammatical terms

quick-tour version: 52

grasp water: 329

great soldier: 465, 472

Greek alphabet

language shift word for: 692

Greek aorist tense

compared with Lojban tense: 370

Greek-Americans own restaurants: 210

grouping

of connection in abstractions: 608

of connection in tenses: 604

grouping parentheses: 141

guhek

definition: 581

guheks

connecting operators: 601

syntax of: 581

guheks for tanru connection

rationale: 581

H

had earlier: 391
hands in pockets: 288
handwriting: 693
hanzi: 695
happiness: 266
happy face
 example: 689

has a heart: 439
have never: 379
having
 of properties: 439

healthy: 45-46
hearsay
 example: 530

heartburn
 example: 540

Hebrew alphabet
 language shift word for: 692

Helvetica font: 693
hepatitis: 99-100
hereafter known as
 example: 247

hesitation sound: 808
hexadecimal system
 specifying numbers in (see also base): 737

hierarchy of priorities for selecting lujvo form: 118
hiragana: 692
 contrasted with kanji: 695

hit cousin: 532-533
hit nose: 532-533
hits: 19
Hollywood: 210
hospitality
 example: 543

hours
 example of timestamp: 738

huh?: 538
hundred
 expressing as number: 713

husband and wife: 529

hyphen letter

definition: 98

hyphens

use of: 98

hyphens in lujvo

proscribed where not required: 117

hypothetical world: 504

contrasted with real world

example: 537

hypothetical world point of view: 536

IBM: 703

ICAO Phonetic Alphabet

proposed lerfu words for: 710

idea abstraction: 450

idea abstractions

place structure: 451

identity

expressing with "po'u": 286

identity predicate: 269

if

English usage contrasted with Lojban logical connective: 558

expressing hypothetical world: 536

expressing real world: 536

meaning in logical connections: 558

if coffee

bring tea: 587

if ... then

compared with English "only if": 558

logical connectives contrasted with other translations: 561

ijek

definition: 556

ijek bridi connectives

contrasted with gek: 560

ijek logical connectives

connecting bridi: 556

ijeks

syntax of: 559

ijoik

as name for compound cmavo: 556

definition: 595

imaginary journey

and spatial tense: 359
ending point: 359
origin in tense forethought bridi-tail connection: 402
origin in tense forethought sentence connection: 401
origin in tense forethought sumti connection: 401
origin of in tense-connected sentences: 400
stages of in compound tenses: 361
starting at a different point: 387
starting point: 359, 387
with interval direction: 368

imaginary journey origin
with sticky tenses: 390

imperatives

and truth: 587
attitude: 517
English contrasted with Lojban in presence of subject of command:
239
quick-tour version: 40
with "ko": 239

implausible: 476

implicit quantifier

for quotations: 213
on quotations
discussion of: 212

importance of point

scale with "ra'u": 536

in the aftermath: 388

inalienable

distinguishing from alienable: 285

inalienable possession

definition: 285
expressing with "po'e": 284

inchoative event contour: 380

incidental association

expressing with "ne": 287

incidental identification

expressing with "no'u": 287

incidental relative clause

as a parenthetical device: 281
definition: 280

inclusion

property of sets: 207

indefinite description

as needing explicit outer quantifier: 218

as prohibiting explicit inner quantifier: 218

compared with restricted variable: 660

definition: 218, 660

indefinite numbers

combined with definite: 733

indefinite portions

subjective: 733

indefinite pro-bridi: 258

stability of: 268

indefinite pro-sumti: 231, 258

implicit quantifier for: 232

stability of: 268

indefinite sumti

as implicit quantification: 676

compared to sumti with "lo": 663

meaning when multiple in sentence: 661

multiple in sentence: 661

indefinite values

subjective: 732

indicator scope: 776**indicators: 497**

evolutionary development of: 550

grammar for compounding: 521

meaning when compounded: 521

placement of: 504

quick-tour version: 46

ramifications: 550

rationale for selection: 550

scope effect of new paragraph: 776

types of: 497

indirect question: 541**indirect question involving sumti: 449****indirect questions**

"ma kau" contrasted with "la .djan. kau": 448

indirect questions without "kau": 449

indisputable bridi: 529
individual: 741
individual descriptors
 different implicit outer quantifiers among: 216

individual objects
 multiple: 204

individuals
 expressing relation with mass formed: 740
 expressing relation with set formed: 740

individuals into mass
 by non-logical connection: 590

individuals into set
 by non-logical connection: 590

individuals of set
 expressing measurement standard for indefinites: 741

indivisible: 438
induction
 example: 530

inexact numbers with bounds: 735
inexact portions with bounds: 736
infant ducks: 410
inferior: 517
infinity: 718
infix notation mixed with Polish: 755
 example: 755

inflammable: 412
initial consonant pairs
 list of: 63

initiative event contour: 380
innate capabilities
 expressing implicitly: 408

innate capability
 expressing explicitly: 409

innate properties
 extension of from mass to individuals: 409
 extension to individuals not actually capable: 410

inner product: 751

inner quantifier

contrasted with outer quantifier: 214

definition: 214

effect of on meaning: 214

explicit: 215

implicit on descriptors: 215

in indefinite description: 218

inner sumti

referring to from within relative clause within relative clause: 304

integral

architectural concept

example: 106

mathematical concept

example: 106

interactions between quantifiers and negation

effect: 671

interjections

quick-tour version: 46

intermediate abstraction: 453

intermittently: 376

internal bridi negation

compared to external bridi negation: 666

definition: 666

internal naku negations

and DeMorgan's Law: 681

internal world: 504

International Phonetic Alphabet (see also IPA): 54

intersect: 451

intersection

of sets: 592

intersection of sets

compared with English "and": 593

interval

closed: 598
followed by direction in tense construct: 368
inclusion of endpoints: 598
open: 598
relation to point specified by direction and distance: 368
relative order with direction and distance in tense: 367
specifying relation to point specified by direction and distance: 368

interval continuousness
meaning as sumtcita: 389

interval direction
specifying: 368

interval properties
meaning as sumtcita: 389
strings of: 415

interval size
as context-dependent: 368
meaning as sumtcita: 389
unspecified: 370
vague: 370

interval spread
expressing English "intermittently": 376
mutually contrasted: 376
negation with "nai": 377
with unspecified interval: 376

intervals
effect of "nai" on: 600
expressed as center and distance: 598
expressed as endpoints: 597
expressing by endpoints with "bi'o": 414
forethought: 600
spread of actions over: 375

intrinsic possession
definition: 285
expressing by using place in some selbri: 285
expressing with "po'e": 284

introduce oneself: 545

invalid diphthongs
in fu'ivla: 107

invalid speech
marking as error with "na'i": 539

inversion of quantifiers

definition: 668

in moving negation boundary: 668

inversion of quantifiers on passing negation boundary

rationale for: 669

invertibrate: 478

inverted tanru

effect on sumti after the selbri: 156

effect on sumti before the selbri: 156

inverting quantifiers

with movement relative to "naku": 674

with movement relative to fixed negation: 675

IPA: 54

IPA pronunciation

description: 72

irony

example: 535

expressing: 535

irrational number: 299

irrelevant

specifying of sumti place: 258

isomorphism

audio-visual: 53

IT

as notation convention in relative clause chapter: 278

italic

example: 692

iy diphthong

in cmevla: 110

J

**j-sound in English
representation in Lojban: 55**

James: 62

Jane: 108

Japanese hiragana: 692

Japanese katakana: 692

jargon

use of fu'ivla for: 101

jek

definition: 556

jeks

connecting abstractors: 608

connecting operators: 601

syntax of: 581

Jesus: 451

Jim: 108

John and Sam: 19

John Brown: 110

John is coming: 496-497

John Paul Jones: 229

John says that George goes to market: 398

joigik

as name for compound cmavo: 556

definition: 600

joigiks

connection types: 600

syntax of: 600

joik

as name for compound cmavo: 556

definition: 588

joiks

effect of "nai" on: 596

grouping: 594

syntax of: 600

use of "se" in: 589

jokes: 13

Jupiter life: 609

juror number 5: 298

K

kanji

contrasted with alphabets and syllabaries: 695

representing based on romaji spelling: 695

representing based on strokes: 696

katakana: 692

Kate: 109

Katrina: 109

kept on too long: 383

killing Jim: 436-437

kissing Jane: 434

know: 445

know who: 448

contrasted with know that: 448

knowledge discursives: 535

compared with propositional attitudes: 535

Korean: 107

Kzinti

communication with: 550

L

l-hyphen

use of: 103

Láadan evidentials: 528

Lady: 111

lambda calculus

operator and operand distinction in: 764

language shift

based on name + "bu": 692

choice of Lojban-lerfu-word counterpart: 691

compound: 692

effect on following words: 691

formation of shift alphabet name: 692

interaction with "bu": 691

rationale for: 691

standardization of: 692

large meal: 519

large-base decimal fraction

expressing: 739

latent component: 489

Latin

alphabet of Lojban: 684

Latin alphabet: 53

language shift word for: 692

learning Lojban

magnitude of task: 86

left-grouping rule

definition of: 139

legal jargon

example: 247

legal system: 444

lemon tree: 134

Length × Width × Depth = Volume: 757

Lepidoptera: 32

lerfu

as assignable pro-sumti: 249

contrasted with lerfu word: 685

definition: 684

reference to: 698

referring to with "me'o": 699

lerfu as pro-sumti

contrasted with ko'a-series in explicit assignment of: 249

explicit assignment of antecedent: 249

implicit assignment of antecedent: 249

lerfu juxtaposition interpretation

contrasted with mathematical interpretation: 702

lerfu shift scope

exception for mathematical texts: 702

lerfu string

as function name: 700

as mathematical variable: 700

as pro-sumti: 696

assumption of reference: 697

as pro-sumti assigned by "goi": 697

as quantifier: 701

as selbri: 701

as subscript: 701

as utterance ordinal: 701

definition: 696

interpretation

contrasted with mathematical interpretation: 702

lerfu strings

as acronyms using "me": 703

as pro-sumti

for multiple sumti separated by boi: 698

as quantifiers

avoiding interaction with sumti quantified: 701

in mathematical expressions: 723

**interpretation of contrasted with normal mathematical interpretation:
723**

uses in mathematics: 700

with numerical selbri: 744

lerfu word

contrasted with lerfu: 685

for "": 685

lerfu word cmavo

list of auxiliary: 706

lerfu word set extension

with bu: 689

lerfu words

- as a basis for acronym names: 702**
- composed of compound cmavo: 686**
- composed of single cmavo: 686**
- consonant words contrasted with vowel words: 686**
- effect of systematic formulation: 686**
- for consonants: 685**
- for vowels: 685**
- formation rules: 685**
- forming new for non-Lojban letters using "bu": 694**
- list of proposed**
 - notation convention: 706**

- Lojban coverage requirement: 685**
- proposed for accent marks: 709**
- proposed for Cyrillic alphabet: 707**
- proposed for diacritic marks: 709**
- proposed for multiple letters: 709**
- proposed for noisy environments: 710**
- proposed for radio communication: 710**
- table of Lojban: 685**
- using computer encoding schemes with "se'e": 704**
- vowel words contrasted with consonant words: 686**

lerfu words ending with "y"

- pause after**
 - rationale: 686**

lerfu words for vowels

- pause requirement before: 686**

lerfu words with numeric digits

- grammar considerations: 696**

lervla

- contrasted with lerfu: 685**

less

- English word "less"**
 - expressing with relative phrases: 337**
 - importance of relative phrase to: 338**

less than: 735

- contrasted with more than**
 - at least, at most: 736**

less than two: 735

letter

alphabet: 684
contrasted with word for the letter: 685

letter encoding schemes
application to lerfu words: 704

letteral
definition: 684

letters
non-Lojban
representation of diacritical marks on: 693
representation with consonant-word + bu: 690
representation with consonant-word + bu, drawback: 691
representation with language-shift: 691
representation with names: 690

sound contrasted with symbol for spelling: 690
symbol contrasted with sound for spelling: 690

likes more than: 337-339
lined up: 475
linguistic behavior: 446
linguistic drift: 12
linguistic drift in Lojban
possible source of: 115

linked arguments: 784
linked sumti
definition: 151
in tanru: 151

linked sumti and FA tags: 152
linked sumti and sumtcita: 153
Linnaean names
rules for: 112

lion in Africa: 209
lions in Africa: 205
list: 590
as a physical object: 590
contrasted with sequence: 590

list of things to do: 595
listen attentively: 466
lists
use of "tu'e"/"tu'u" in: 595

literally: 540

living things: 258

Livingston: 531

LLG: 14

logic

and attitudinals: 650

limits of: 649

resolving ambiguities of "nobody": 649

logic and Lojban

more aspects: 684

logical connection

effect on elidability of "lo'o": 754
grouping strategies for complex cases contrasted: 568
in abstractions
 inner bridi contrasted with outer bridi: 609

in mathematical expressions: 601
in tanru
 contrasted with unconnected version: 579
 expandability of: 579
 grouping with bo: 580
 grouping with ke: 580

inside abstractions
 contrasted with outside: 609

interaction with tenses: 603
negation in connecting more than 2 sentences: 566
of bridi-tail as opposed to tanru: 581
of bridi-tails
 forethought: 575
 restriction on ke: 574

of forethought termsets: 578
of modals: 346
of more than 2 sentences
 all or none: 566
 forethought: 566
 things to avoid: 566

of observatives
 relation of first places: 572

of selbri: 570
of sumti
 grouping with parentheses: 570
 restriction on ke: 570

of tanru
 caveat: 581

of tanru as opposed to bridi-tail: 581
termsets: 577
transformation between forms: 563
with "bo"
 precedence: 567

logical connection of abstractors: 608
logical connection of more than 2 sentences
 mixed "and" and "or": 566

logical connectives: 552

associative: 565

bridi-tail connection: 572

cmavo

format for each selma'o: 555

effect on elidability of "ge'u" from preceding relative phrase: 289

equivalence relation on 3 sentences: 565

grouping with "bo": 567

in tanru: 144

more than 2 sentences: 565

negated first sentence as a potential problem for understanding: 561

non-associative: 565

observative sentence connection: 572

pairing from left: 566

rationale for multiple sets in grammar: 555

recipes

simplified for logic chapter discussion: 671

relation to truth functions: 554

relative precedence with "me'u": 164

right-grouping with bo: 568

selma'o

enumerated: 555

syntax rules summary: 610

table by truth function value: 610

tensed: 402

logical connectives and bridi negation: 671

logical connectives and negation

caveat for logic chapter discussions: 671

logical connectives in tanru: 579

ambiguity of: 146

effect on formal logical manipulations: 147

effect on tanru grouping: 145

usefulness of: 145

logical connectives within negation

effects of expansion on: 678

logical language

truth functions: 551

Logical Language Group

example: 121

relation to Lojban: 11

logical variables

creating more by subscripting: 683

effect of global substitution: 652

effect of order in prenex: 654

effect of using multiple different: 651

explicitly placing in outer prenex: 665

for selbri: 681

implicit placement in smallest enclosing bridi prenex: 665

notation convention: 651

when not in main bridi: 652

with "poi"

in multiple appearances: 658

with "ro"

in multiple appearances: 658

with multiple appearances in bridi: 651

logically connected sentences

and DeMorgan's Law: 679

logically connected tenses

definition: 603

expansion to sentences: 413

with JA: 413

Loglan: 16

logograms

words for: 689

Lojban

features of: 11

history of: 11

stability of: 12

Lojban alphabet: 53

Lojban letters

IPA for pronouncing: 55

list with IPA pronunciation: 55

Lojbanistan: 13

long ago and far away: 366

long rafsi

definition: 92

long rafsi form

compared with short form in effect on lujvo meaning: 91

long-sword: 474

loose association
expressing with "pe": 283

Lord: 111

love more: 440

lower case letters
use in Lojban: 687

lower-case
lerfu word for: 687

lower-case letters
English usage contrasted with Lojban: 687
Lojban usage contrasted with English: 687

lower-case word
effect on following lerfu words: 688

lujvo

"zi'o" rafsi effect on place structure of: 271
abbreviated: 476
abstract: 480
algorithm for: 116
and consonant pairs: 98
and plausibility: 116
and seltau/tertau relationship: 462
and the listener: 116
as a subtype of brivla: 86
as suppliers of agent place: 495
asymmetrical: 466
based on multiple tanru: 116
cmavo incorporation: 459
comparatives: 489
compared with tanru: 458
consideration in choosing meaning for: 115
considerations for retaining elements of: 116
construction of: 91
definition
 quick-tour version: 52

design consideration for relationship: 462
dropping elements of: 115
dropping SE rafsi: 475
examples of making: 118
from cmavo with no rafsi: 99
from tanru: 90
fully reduced: 96
guidelines for place structure: 459
interpreting: 462
invention of: 92
meaning drift of: 115
meaning of: 91
multiple forms of: 91
place structure of figurative lujvo: 540
pro-sumti rafsi effect on place structure of: 270
quick-tour version: 37
rationale for: 459
recognizing: 98
rules for formation of: 91
scored examples of: 118
scoring of: 117
selection of best form of: 117
shorter for more general concepts: 116
summary of form characteristics: 98
superlatives: 489
symmetrical: 465

ultimate guideline for choice of meaning/place-structure: 115
unambiguity of: 115
unambiguous decomposition of: 91
unreduced: 92
unsuitability of for concrete/specific terms and jargon: 101
with zei: 99

lujvo creation

interaction of KE with NAhE: 479
interaction of KE with SE: 479
use of multiple SE in: 479

lujvo form

consonant cluster requirement in: 98
final letter of: 98
hierarchy of priorities for selection of: 118
number of letters in: 98
requirements for hyphen insertion in: 98
requirements for n-hyphen insertion in: 98
requirements for r-hyphen insertion in: 98
requirements for y-hyphen insertion in: 98

lujvo place order: 471

asymmetrical lujvo: 472
based on 3-or-more part veljvo: 473
comparatives: 489
rationale for standardization: 471
superlatives: 492
superlatives as exceptions: 493
symmetrical lujvo: 472

lujvo place structure

"ni" lujvo: 480
"nu" lujvo: 480
basis of: 464
comparative lujvo: 490
cross-dependent places: 469
dependent places: 467
dropping "KE": 477
dropping "KEhE": 477
dropping cross-dependent places: 469
dropping dependent places
 caveat: 470

dropping dependent seltau places: 468
dropping dependent tertau places: 470
dropping redundant places: 462
effect of "SE": 466
effect of "SE"-dropping in tertau: 476
explicated walk-through: 463
guidelines: 459
multi-place abstraction lujvo: 480
notation conventions: 463
rationale for standardization: 464
selecting tertau: 470
superlatives: 492
when first place redundant with non-first: 466
when first places redundant: 465
when first places redundant plus others: 465

lukewarm food: 224

M

magic square: 751
male sexual teacher
example: 122

man biting dog: 359
man or woman: 552
man-woman: 582
manhole: 361
manysome: 742
maple sugar: 104
maple trees: 104
marathon: 438
Mars road
example: 319

mass
compared with set as abstract of multiple individuals: 207
contrasted with ordered sequence: 590
contrasted with set in attribution of component properties: 207
contrasted with set in distribution of properties: 589
expressing measurement standard for indefinites: 741
expressing relation with individuals forming: 740
expressing relation with set forming: 740
joining elements into a mass: 587

mass contrasted with components
in properties of: 588

mass name
use of: 207

mass object
and logical reasoning: 205
as dependent on intention: 206
contrasted with multiple individual objects: 205
properties of: 205

mass objects
peculiarities of English translation of: 206

masses
rule for implicit outer quantifier: 216

mathematical equality
expressing: 720

mathematical expression
referring to: 759

mathematical expressions

connectives in: 601

implicit quantifier for: 236

tensed connection in: 607

mathematical expressions in tanru: 160

mathematical intervals: 603

mathematical notation

and omitted operators: 713

and operator precedence: 722

infix: 720

international uniqueness of: 713

mathematical operators: 721

mathematical texts

effect on lerfu shift scope: 702

mathematical variables

lerfu strings as: 700

mathematics

use of lerfu strings in: 700

matrices

use as operands: 751

use of parentheses with: 751

matrix

as combination of vectors: 750

definition: 750

with "ge'a" for more than 2 rows/columns: 750

with more than 2 dimensions: 751

matrix column operator: 750

matrix row operator: 750

Mayan mathematics

as a system with base larger than 16: 739

measurements

expressing: 721

meat slice: 477

medieval weapon: 474

mei

place structure formed for objective indefinites: 741

mekso

and literary translation: 765
complex used as quantifier: 754
design goals: 712

mekso chapter
completeness: 713
table notation convention: 713

mekso goal
coverage: 712
expandable: 712
for common use: 712
for mathematical writing: 712
precision: 712
unambiguous: 712

mekso goals
and ambiguity: 713
and non-mathematical expression: 712
mathematical notation form: 712

melting: 494
membership
property of sets: 207

mental activity: 445
mental discomfort
example: 514

metalinguistic comment
with embedded discursive: 802

metalinguistic levels: 803
metalinguistic levels or reference: 803
metalinguistic pro-sumti: 232
implicit quantifier for: 232

metalinguistic words
quick-tour version: 48

mice: 450
minutes
example of timestamp: 738

misinterpretation: 479
Mitsubishi: 696
mixed claim
definition: 653

mixed modal connection

- afterthought: 340**
- as proscribed in forethought: 340**
- definition: 340**
- of bridi-tails: 340**
- of sentences: 339**
- of sumti: 340**

mixed with: 588

modal bridi-tail connection: 331

modal causals

- implication differences: 326**

modal cmavo

- basis in gismu place structure: 350**
- position relative to selbri: 173**
- regular form for derivation: 347**
- table with English equivalents: 350**

modal cmavo table

- format of: 350**

modal connection

- simultaneous with logical: 339**

modal connection of selbri

- using bridi-tail modal connection: 331**

modal connectives

- fi'o prohibited in: 333**

modal conversion

- access to original first place with fai: 342**
- grammar of: 342**
- place structure of: 342**
- with no modal specified: 342**

modal conversion with fi'o: 343

modal conversion without modal

- as vague: 343**

modal conversions

- in descriptions: 342**

modal followed by selbri

- compared with tanru modification in meaning: 334**
- contrasted with tanru modification in grammar: 334**
- effect on eliding cu: 334**

modal operand connection: 332

modal place

definition: 321

on description selbri: 325

rationale for term name: 321

relation of to selbri: 321

modal place relation

importance of first place in: 321

modal sentence connection: 328

condensing: 330

effect on modal: 329

forethought: 330

relation to modal of first sentence in: 329

relation to modal of second sentence in: 329

table of equivalent schemata: 420

with other than causals: 329

modal sumti

and FA marking: 321

as first place of modal tag selbri: 321

definition (see also seltcita sumti): 321

effect on place structure: 321

leaving vague: 333

position in bridi: 321

unspecified: 333

modal sumti connection: 330

modal tag

definition (see also sumtcita): 321

fi'o with selbri as: 321

for vague relationship: 324

modal tags

contrasted with English prepositions in preciseness: 324

short forms as BAI cmavo: 322

modal tags and sumtcita: 153

modal-or-tense question

with "cu'e": 421

modal-or-tense questions

pre-specifying some information: 423

modals

compared with tenses in syntax: 418
contradictory negation of: 343
contrasted with tenses in semantics: 418
expanding scope over inner modal connection: 334
expanding scope over logical connection with ke ... ke'e: 334
expanding scope over multiple sentences with tu'e...tu'u: 335
expanding scope over non-logical connection: 334
for causal gismu: 326
importance of 1st sumti place for sumtcita use: 418
improving relative phrase preciseness with : 337
making long-scope: 344
making sticky: 344
negation of: 343
scalar negation of: 344
termset connection: 331

modals often attached with relative phrases
list: 339

modifier
seltau as: 136

modifying brivla (see also seltau): 88
Mon Repos: 468

more
English word "more"
expressing with relative phrases: 337
importance of relative phrase to: 338

more than: 735
contrasted with less than
at least, at most: 736

more than two: 735
morphology
conventions for: 80
definition: 79
derivational: 80
simplicity of: 79
symbolic conventions for discussing: 80

mother father: 90

movement
order in tense constructs: 373
time: 374
with multiple directions: 374

movement specification

interaction with direction in tenses: 372

movie

**example of going to
office: example: 315**

multiple "ma"

as multiple questions: 265

multiple "mo"

as multiple questions: 265

multiple compound bridi

restriction on "ke": 574

multiple conversion

avoiding: 320

effect of ordering: 320

multiple indefinite sumti

effect of re-ordering in sentence: 662

expressing with equal scope: 662

meaning: 661

multiple indefinite sumti scope

in termset: 662

multiple indicators: 523

multiple individual objects

contrasted with mass object: 205

meaning of: 204

multiple letters

proposed lerfu words for: 709

multiple logical connectives

within tanru: 148

multiple quantification

effect on selbri placement among sumti: 677

multiple questions in one bridi

expressing: 265

multiple relative clauses

attaching with "zi'e": 289

connecting different kinds with "zi'e": 289

multiple speakers: 807

multiple sumti in one place
avoiding: 315

multiple tanru inversion
effect on grouping: 157

multiple tenses
effect of order in sentence: 392

my: 297

my chair: 290

myth

example: 530

N

n people: 701

n-hyphen

contrasted with r-hyphen in requirements for use: 98

use of: 92, 98

nai

effect on intervals: 600

name equivalent for typical

rationale for lack of: 211

name words

recognition of: 228

name-words

permissible consonant combinations: 229

names

algorithm for: 112

as possessive sumti: 297

assigning with "goi": 249

authority for: 110

borrowing from other languages: 229

examples of: 108

from Lojban words: 111

in vocative phrase: 228

multiple: 229

pause requirement in lerfu words: 689

purpose of: 107

quick-tour version: 22

rationale for lojbanizing: 108

rules for: 110

rules for formation: 109

stress in: 109-110

two kinds of: 228

unusual stress in: 109

uses of: 228

using rafsi: 229

with LA descriptor: 228

names from vowel-final base

commonly used consonant endings: 229

names in Lojban (see also cmevla): 107

names with la

implicit quantifier for: 229

naming predicate: 202

NATO: 703

natural end

continuing beyond: 383

contrasted with actual stop: 382

Navajo

example: 107

near the faraway park: 387

near the park: 387

nearby in time: 365

need any box: 664

negated intervals

meaning of: 600

negating a forethought-connected bridi-tail pair: 575

negating a forethought-connected sentence pair: 575

negating a sentence

and truth value: 552

negation

complex examples: 168

form for emulating natural language negation: 674

of operand: 763

of operator: 763

of tenses: 405

negation and logical connectives

caveat for logic chapter discussions: 671

negation between sentences

compared with bridi negation: 672

meaning of: 672

negation boundary

and zero: 669

effect of moving: 668

negation cmavo

position relative to selbri: 173

negation in prenex

effects of position: 667

negation manipulation

"na" contrasted with "naku" in difficulty of: 677

"naku" contrasted with "na" in difficulty of: 677

negation of 'fi'o'-modals

by negating selbri: 344

negation of modals: 343

contradictory: 343

scalar: 344

negation of tenses

meaning of: 406

negation sumti qualifiers

meanings of: 224

negations with logical connectives

effects on expansion of sentence: 678

negative answer

quick-tour version: 46

negative numbers

expressing: 715

negative sign

contrasted with subtraction operator: 719

negator

movement from bridi to sumti: 679

new notation: 463

New York city: 286

New York state: 286

Newport News: 229

news: 777

nobody

ambiguous interpretations of: 649

interpretation of: 648

Lojban contrasted with English: 649

noisy environments

proposed lerfu words for: 710

non-logical connection

and elidability of terminators: 588
in mathematical expressions: 601
in tanru
 distinguishing from connection of sumti: 588

of individuals into mass: 590
of individuals into set: 590
of modals: 346
of operands: 756
of operators: 756
of sumti
 distinguishing from connection in tanru: 588

of termsets: 594

non-logical connectives
 effect of "nai" on: 596
 grouping: 594
 including tense: 607
 intervals: 597
 ordered intervals: 597
 sentence: 595
 syntax rules summary: 610
 un-ordered intervals: 597
 within tanru: 148

non-logical forethought termsets
 connecting tagged sumti: 595

non-logically connected tenses: 604
non-Lojban quotation: 234
non-Lojban text
 rules for pause with: 114

non-restrictive relative clause
 definition (see also incidental relative clause): 280

non-specific descriptions: 200
non-standard orthographies
 caveat: 76
 Cyrillic: 76
 Tengwar: 77
 zbalermorna: 77

nonagenarian: 491
normal circumstances: 434
notation conventions
 for Quick Tour chapter: 21

nothing sits: 667

nouns

brivla as Lojban equivalents: 85

Nth rat: 701

nth rat: 744

Nthly: 701

null operand

for infix operations with too few operands: 748

null operator

for infix operations with too many operands: 749

number article

explanation of use: 720

number questions: 746

answers to: 746

number sumti

syntax of: 234

with "li": 234

with "li" contrasted with "me'o": 235

with "me'o": 235

with "me'o" contrasted with "li": 235

number words

pattern in: 714

numbers

as compound cmavo: 713

as grammatically complete utterances: 746

as possessive sumti: 297

cmavo as Lojban equivalents: 81

English contrasted with Lojban on exactness: 660

expressing simple: 713

greater than 9: 714

implicit quantifier for: 236

list of indefinite: 772

list of special: 771

Lojban contrasted with English on exactness: 660

on logical variables: 659

rafsi for: 96

special: 718

talking about contrasted with using for quantification: 720

using for quantification contrasted with talking about: 720

numeric digits in lerfu words

grammar considerations: 696

numerical punctuation: 715

undefined: 719

numerical selbri

alternative to compensate for restriction on numbers: 745

based on non-numerical sumti: 745

complex: 745

grammar: 744

restriction on numbers used for: 744

special: 740

with lerfu strings: 744

use of "me" with: 745

numerical tenses

effect on use of "boi": 762

NYC: 703

O

O

notation convention for logical connectives: 554

observation: 531

observation evidential

contrasted with observative : 530

observative

contrasted with observation evidential: 530

definition: 310

observative form

contrasted with command: 310

observative with elided CAhA

convention: 412

observatives

and abstractions: 431

quick-tour version: 27

ocean shell: 478

octal system

specifying numbers in (see also base): 737

octogenarian: 491

of

English word "of"

compared with "do'e": 325

Old McDonald: 57

old topic: 775

omission of descriptor

effect on ku: 218

omitting terminators

perils of: 170

on right

contrasted with toward right: 373

on two occasions: 415

on verge: 380

once: 377

once and future king: 604

One

the: 111

one-third of food: 743

only: 532-533

only if

compared with English "if ... then": 558

only once: 378

open interval: 598

expressed with "mi'i": 756

operand

converting from operator: 764

converting into operator: 765

converting selbri into: 757

converting sumti into: 758

operand connection

afterthought: 753

forethought: 753

operand modal connection: 332

operands

connecting: 601

contrasted with general sumti: 722

too few for infix operation: 748

too many for infix operation: 749

operator

converting from operand: 765

converting into operand: 764

converting into selbri: 759

converting selbri into: 757

operator connection

afterthought: 753

forethought: 753

operator derived from selbri

effect of selbri place structure on: 757

operator left-right grouping

as Lojban default: 722

operator precedence

and mathematical notation: 722
effect of pragmatic convention: 722
generalized explicit specification: 723
in Lojban default: 722
plans for future: 762
rationale for default left-grouping: 722
scope modification with "bi'e": 723
specifying by parenthesis: 723

operator precedence in other languages: 722

operators

analogue of tanru in: 601
connecting: 601
list of simple: 768

operators of VUhU

grammar of operands: 722

opinion: 531

opposite-of-minus: 763

or

English "and/or" contrasted with "either ... or ... but not both": 553

order of variables

in moving to prenex: 661

ordered sequence

by listing members: 590
contrasted with mass: 590
contrasted with set: 590

ordinal selbri

definition: 742

place structure: 742

place structure effect from subjective numbers: 744

ordinal tense: 383

orthography

non-standard: 76

relation to pronunciation: 53

outer product: 751

outer quantifier

contrasted with inner quantifier: 214

definition: 214

effect of on meaning: 214

implicit on descriptors: 215

in indefinite description: 218

outer quantifiers

for expressing subsets: 216

rationale for differences in implicit quantifier on descriptors: 216

outer sumti

prenex for referring to from within relative clause within relative clause: 305

referring to from within relative clause within relative clause: 304

owe money: 574

P

paragraph separation

spoken text: 776

written text: 776

paragraphs

effects on scope: 776

separator: 775

parasitic worms

example: 479

parentheses

for complex mekso used as quantifier: 754

parenthesis

mathematical: 723

partial quotation: 539

parts of speech: 81

passive voice: 30

past event

possible extension into present: 370

pastward

as a spatial tense: 372

paternal grandmother

example: 89

pausative event contour: 380

pause

and cmevla: 114

and consonant-final words: 114

and Cy-form cmavo: 114

and final-syllable stress: 114

and non-Lojban text: 114

and vowel-initial words: 114

between words: 114

contrasted with stop: 382

contrasted with syllable break: 56

proscribed within words: 114

representation of in Lojban: 56

requirement between stressed syllables: 84

symbol for: 689

word for: 689

pauses

before vowels: 83

rules for: 114

peace symbol: 705

percent

as numerical punctuation: 717

perils of omitting terminators: 170

period

definition of: 56

example of: 57

optional: 56

quick-tour version: 21

within a word: 56

Persian rug: 99

person's arm: 285

personal pro-sumti: 230

implicit cancellation of by change of speaker/listener: 268

implicit quantifier for: 230

stability of: 268

personal pronouns

with ko'a-series for he/she/it/they: 246

with mi-series for I/you: 238

personal pronouns for he/she/it/they

English contrasted with Lojban in organization: 246

Pete: 108

Pheidippides: 438

phonetic alphabet: 54

Phonetic Alphabet

proposed lerfu words for: 710

physical distress

example: 514

piano-moving: 205

pictures

credits for: 15

pinyin

as a basis for Chinese characters in Lojban lerfu words: 695

piro

explanation of meaning: 216

pisu'o

explanation of meaning: 216

place of eating: 418

place structure

- adding new places to with modal sumti: 320**
- definition: 307**
- definition of: 20**
- effect of FA on: 312**
- effect of modal conversion on: 342**
- empty slots in: 307**
- explicitly mapping sumti to place with FA: 312**
- gismu: 493**
- instability of: 307**
- leaving a sumti place unspecified in with zo'e: 311**
- notation conventions: 307**
- re-ordering by conversion: 165**

place structure and tanru inversion: 155

place structure of selbri

- determining: 307**

place structure order

- effect of FA on: 312**

place structure questions: 315

place structures

- omitting places with FA: 313**
- omitting places with zo'e: 311**

plant grows: 327-328, 344

plants

- use of fu'ivla for specific: 101**

plausibility

- in abbreviated lujvo: 476**

playgrounds: 470

pleases: 39

plural

- Lojban equivalent of: 736**

plural masses

- possible use for: 216**

plurals

- Lojban contrasted with English in necessity of marking: 200**

plurals with le

- meaning of: 204**

point

- event considered as: 383**

point-event abstraction
place structure: 438

point-event abstractions
definition: 436
related tense contours: 456

point-event abstractor: 436
pointing
reference by: 240

pointing cmavo
quick-tour version: 22

police lineup: 746
Polish notation
and mekso goals: 712

Polish notation mixed with infix: 755
example: 755

politeness
thank you and you're welcome: 543
you're welcome: 543-544

portion
on set contrasted with on individual: 216

portion selbri
definition: 743
place structure: 743
place structure effect from subjective numbers: 744

positive numbers
explicit expression: 715

positive sign
contrasted with addition operator: 721

possessed in relative phrases
compared with possessor: 287

possession

expressing with "po": 284

intrinsic

expressing with po'e: 284

**Lojban usage compared with French and German in omission/
inclusion: 288**

Lojban usage contrasted with English in omission/inclusion: 288

quick-tour version: 39

possession not ownership

quick-tour version: 39

possessive sumti

compared with relative phrase: 297

contrasted with relative phrases in complexity allowed: 297

definition: 297

effect on elidability of ku: 298

relative clauses on: 298

syntax allowed: 297

with relative clauses on possessive sumti: 298

possessive sumti and relative clauses

development history: 297

possessive sumti with relative clauses

effect of placement: 298

possessor in relative phrases

compared with possessed: 287

possessor sumti

definition: 297

potential

expressing in past/future: 411

potential events

expressing implicitly: 408

prayer: 471

precedence

mathematical default: 722

precise erasures: 806

predicate answers: 783

predication

as a relationship: 19

compared with bridi: 19

Preem Palver: 161

pregnant sister: 536-537

prenex

considerations for dropping: 656

dropping for terseness: 659

effect of order of variables in: 657

explanation: 651

internal to a bridi: 665

purpose of: 657

removing when numeric quantifiers present: 660

syntax of: 651

use for outer sumti reference: 305

prenex manipulation

exporting "na" from left of prenex: 673

importing "na" from selbri: 673

moving "naku" past bound variable: 673

rules: 673

prenex scope

for sentences joined by ".i": 683

for sentences joined by ijeks: 683

in abstractions: 683

in embedded bridi: 683

in relative clauses: 683

informal: 683

prepositions

cmavo as Lojban equivalents: 81

pretty

English ambiguity of: 140

pretty little girls' school

forty ways: 188

previous topic: 776

pride of lions: 758

primitive roots

gismu as: 86

principle of consistency

of logical-if statements: 558

pro-bridi

as abbreviation for bridi: 247
broda-series: 247
compared to pro-sumti as means of abbreviation: 237
definition: 237
overriding sumti of antecedent bridi for: 248
scope effect of new paragraph: 776

pro-bridi assignment

"no'i" effect on: 269
explicit cancellation of with "da'o": 268
stability of: 268

pro-bridi rafsi

as producing context-dependent meanings: 271

pro-sumti

and discursive utterances: 803
as possessive sumti: 297
classes of: 230
compared to pro-bridi as means of abbreviation: 237
compared to pronouns in usage as abbreviations: 237
contrasted with description: 197
definition: 237
di'u-series: 242
for listener(s): 238
for listeners and/or speakers and/or others: 238
for relativized sumti in relative clauses: 265
for speaker(s): 238
implicit quantifier for: 230
ko'a-series: 246
lerfu as: 249
lerfu string
effect on reference to lerfu itself: 698

lerfu strings

interaction with quantifiers and boi: 698

mi-series: 238

quick-tour version: 22

rafsi for: 270

referring to place of different bridi with go'i-series: 262

referring to place of same bridi with vo'a-series: 261

scope effect of new paragraph: 776

series: 237

ti-series: 240

typical: 258

unspecified: 258

vo'a-series: 261

pro-sumti assignment

"no'i" effect on: 269

explicit cancellation of with "da'o": 268

stability of: 268

pro-sumti for "we"

contrasted with English "we": 239

pro-sumti for speaker/listener/others

as masses: 239

relation to "joi": 239

pro-sumti for utterances: 242

pro-sumti rafsi

anticipated use of for abbreviating inconvenient forms: 270

effect of on place structure of lujvo: 270

probability .5: 743

probability selbri

definition: 743

place structure: 743

place structure effect from subjective numbers: 744

values: 743

process abstraction

place structure: 438

process abstractions

definition: 437

related tense contours: 455

process abstractor: 437

process event

described: 438

pronouncement: 529

pronouns

as anaphora: 253

compared to pro-sumti in usage as abbreviations: 237

pronouns in English

as independent of abbreviations: 236

as noun abbreviations: 236

pronunciation

IPA for Lojban: 55

quick-tour version: 21

relation to orthography: 53

standard: 54

properties

place structure: 442

property abstraction

specifying sumti place of property with "ce'u": 266

property abstractions

specifying determining place by sumti ellipsis: 439

specifying determining place with "ce'u": 440

sumti ellipsis in: 439

use of multiple "ce'u" for relationship abstraction: 442

property of loving: 440

proposed law: 475

proposed lerfu words

as working basis: 706

propositional

of attitudinals: 504

propositional attitudes: 445

compared with knowledge discursives: 535

protocol

computer communications using COI: 545

parliamentary using COI: 545

using vocatives: 545

punctuation

in numbers: 715

list of numerical: 771

punctuation lerfu words

interaction with different alphabet systems: 695

mechanism for creating: 695

rationale for "lau": 695

punctuation marks

cmavo as Lojban equivalents: 81

Q

quack: 690

quadratic formula: 755

qualified sumti

contrasted with unqualified sumti: 221

quantification

before description sumti compared with before non-description sumti:

quantificational pro-sumti: 230

implicit quantification rules: 231

quantified space: 379

quantified sumti

different types contrasted for scope for distribution: 663

quantified temporal tense

definition: 377

negating with "nai": 378

quantified temporal tense with direction

Lojban contrasted with English in implications: 378

quantified temporal tenses

"once" contrasted with "only once": 378

caveat on implication of: 378

quantified tenses

as sumtcita: 389

quantifier

lerfu string as: 701

on previously quantified variable: 683

quantifier scope

in multiple connected sentences: 673

quantifiers

effect of moving "naku": 674

with logical variables: 659

with sumti: 212

quark: 105

question pro-sumti: 233

implicit quantifier for: 233

questions

answering with "go'i": 253
connection: 584
digit: 746
fill-in-the-blank: 781
marking in advance: 539
multiple: 782
number: 746, 783
operator: 760
place structure position: 315
quick-tour version: 42
rhetorical: 539
selbri: 264, 783
sumti: 263, 781
truth: 781
with "xu": 539

quick runner: 135

quotation

contrasted with "me'o" for representing lerfu: 699
contrasted with sentence abstraction: 447
four kinds: 233
implicit quantifier for: 234

quotations

as possessive sumti: 297
implicit quantifier for: 213

R

r-hyphen

contrasted with n-hyphen in requirements for use: 98
use of: 92, 98

radio communication

proposed lerfu words for: 710

radix

decimal (see also base): 737

rafsi

as fu'ivla categorizer: 101

based on pro-sumti: 270

considerations restricting construction of: 95

contrasted with cmavo in usage: 100

contrasted with same-form cmavo in meaning: 92

contrasted with words: 100

conventional meaning for "cu'o": 764

conventional meaning for "frinu": 764

definition: 91

quick-tour version: 53

forms of: 92

four-letter

requirement for y-hyphen: 98

lack of

effect on forming lujvo: 99

level of uniqueness of relation to gismu: 92

long: 92

multiple for each gismu: 115

multiplicity of for single gismu: 92

possible forms for construction of: 95

rationale for assignments of: 95

rules for combining to form lujvo: 91

selection considerations in making lujvo: 92

short: 94

uniqueness in gismu referent of: 92

use of: 92

rafsi assignments

non-reassignability of: 95

rafsi for numbers: 96

rafsi form

effect of choice on meaning of lujvo: 91

rafsi fu'ivla: 130

rafsi space: 95

Ralph: 652

rat eats cheese: 378, 387

rat eats cheese in park: 416-417

rats are brown: 208

rats in park: 741

re-ordering logical variables with "se": 658

real world

contrasted with hypothetical world

example: 537

real world point of view: 536

Received Pronunciation: 72

reciprocal

expression of mathematical: 716

reciprocal pro-sumti: 261

reciprocity

expressing with "soi": 262

expressing with vo'a-series pro-sumti and "soi": 262

recital rooms: 470

Red Pony: 221

red pony: 300

redundancy

effect on vocative design: 541

reference

ambiguity of "ti"/"ta"/"tu": 277

and discursive utterances: 803

quick-tour version: 38

to relativized sumti with "ke'a": 277

use of relative clause for: 277

reference frame

specifying for direction tenses: 373

reference frame for directions in tenses: 373

reference grammar: 12

referent

of operand: 763

referring to with "la'e": 222

referent of pro-brid

definition: 237

referent of pro-sumti

definition: 237

reflexive pro-sumti: 231, 261
stability of: 268

regularly: 375

relation of first places in logical connection of observatives
rationale: 573

relationship

active/static/attributive compared: 19
as basis of sentence: 307
objects of: 307

relationship abstraction: 442

relative clause

compared with tanru: 282
connecting to relative phrase with "zi'e": 289
contrasted with tanru: 283
effect of omission of ke'a on : 279
restrictive (see also restrictive relative clause): 280
use for reference: 277

relative clause scope

extending to preceding sumti with "vu'o": 301

relative clauses

as part of name: 295
effect of commas in English: 281
effect on elidability of "be'o": 154
impact of indefinite sumti on placement: 296
impact of la on placement: 295
impact of LAhE on placement: 300
impact of NAhE on placement: 300
kinds of: 280
list of cmavo for: 305
on connected sumti: 301
on names: 295
on number: 299
on possessive sumti: 298
on quotation: 299
on vocative phrases: 303
placement with vocative phrases: 303
relative clauses within: 304
restricted contrasted with incidental: 280
restricted contrasted with incidental in English expression: 281
syntax with indefinite sumti: 296
use in restricting existential claims: 654
use in restricting universal claims: 655
use of "ke'a" for referral to relativized sumti in: 265

**relative clauses and indefinite sumti
placement considerations: 296**

**relative clauses and LAhE
placement considerations: 300**

**relative clauses and NAhE
placement considerations: 300**

**relative clauses and names
placement considerations: 295**

**relative clauses and possessive sumti
development history: 297**

**relative clauses on "lo"
syntax suggestion: 295**

**relative clauses on complex sumti
Lojban contrasted with English: 301**

**relative clauses on indefinite sumti
syntax considerations: 296**

**relative clauses with possessive sumti
effect of placement: 298**

**relative phrase
as an abbreviation of a common relative clause: 283
compared with possessive sumti: 297
connecting to relative clause with "zi'e": 289
rationale for: 283
syntax of: 283**

**relative phrases
contrasted with possessive sumti in complexity allowed: 297
contrasted with relative clauses in preciseness: 337
improving preciseness with modals: 337**

**relative phrases with modals
compared to relative clauses in preciseness: 337**

relative pro-sumti: 232

**relativity theory
relation to Lojban tense system: 364**

**relativized sumti
definition: 277
in relative clauses within relative clauses: 304**

remembered
example: 529

repeating decimals
expressing with numerical punctuation: 716
marking start of repeating portion: 716

representing lerfu
"lu" contrasted with "me'o": 699

respectively: 591
specifying with "fa'u": 591
with different relationships: 595

restricted claims
definition: 654

restricted variable
compared with indefinite description: 660

restrictive relative clause
definition: 280

resume
contrasted with begin: 382

resumptive event contour: 380
retrospective event contour: 380

revelation
example: 530

reverse Polish notation
and mekso goals: 712
definition: 752
marker: 752
number of operands: 752
operands of: 752
parentheses in operands of: 752
terminator: 752
use of parentheses in: 752
with too few operands: 752
with too many operands: 752

reviewers of this book: 15
rhetorical question: 539
rich and German: 593
right-grouping in tanru
with "bo": 141

right-grouping rule
definition of: 141

righteous indignation
example: 518

rock face: 385
roger
example: 544

romaji
as a basis for kanji characters in Lojban lerfu words: 695

Roman Empire: 437
room which he built: 305
rounded down: 735
rounded numbers
expressing: 734

rounded up: 735
rounded/unrounded vowels: 55

RP
as abbreviation for reverse Polish notation: 751

rug
Persian: 99

runner shoe: 31

S

said John: 803-804
salad ingredients: 385
Sapir-Whorf effects
 and emotional indicators: 551

sarcasm
 example: 535
 expressing: 535

scalar attitude: 511
scalar negation
 effect on selbri: 167

scalar negation of modals
 explanation of meaning: 344

scalar negation of non-logical connective: 596

scale
 granular contrasted with continuous: 743

scale of redness: 743

scale selbri
 definition: 743
 place structure: 743
 place structure effect from subjective numbers: 744

school building: 470

schooner: 133

scientific names
 rules for: 112

scientific notation
 rationale for order of places: 749
 with "gei": 749

score
 as 20-year span: 765
 as alternate base for years: 766

seconds
 example of timestamp: 738

section numbering: 761

see with eye: 334

see with left eye: 321

selbri

as part of description: 199
brivla as: 133
converting into an operand: 757
converting into an operator: 757
converting operator into: 759
definition: 132, 307
 quick-tour version: 52

lerfu string as: 701
omitting with "co'e": 260
place structure of: 307
place structure of converted operator: 759
relation to brid: 132
scalar negation of: 167
with GOhA: 159

selbri from sumti: 162
selbri list for quick tour: 23
selbri logical variables: 681
selbri place structure
 effect on operator formed by: 757

selbri placement among sumti
 effect of multiple quantification on: 677

selbri questions
 quick-tour version: 43

selbri variables
 form when not in prenex: 682
 prenex form as indefinite description: 682
 quantified: 682

selbri-first brid
 effect on sumti places: 309
 effect on use of cu: 313
 specifying first sumti place in with fa: 312

self-orientation
 example: 516

selma'o
 cross-reference list of
 selma'o catalog: 811

definition: 81
 quick-tour version: 53

seltau

compared with English adjective: 88
compared with English adverb: 88
definition: 155
definition of: 135
effect on meaning of tanru: 136
filling sumti places in: 151

seltcita sumti

definition (see also modal sumti): 321

sentence

basic Lojban: 307

sentences

close grouping: 775
connecting non-logically: 595
connecting with tense: 399
forethought tense connection of: 401
separator for joining: 774
tenseless
quick-tour version: 49

separate questions

quick-tour version: 43

separately tensed sentences

contrasted with tense connected sentences: 401

sequence

as an abstract list: 590
contrasted with list: 590
contrasted with set: 222

sequence of events

expressing non-time-related sequences: 595

sequence of tense rules

Lojban contrasted with English: 397

set

as specified by members: 589
by listing members with "ce": 590
compared with mass as abstract of multiple individuals: 207
contrasted with mass in attribution of component properties: 207
contrasted with mass in distribution of properties: 589
contrasted with ordered sequence: 590
expressing measurement standard for indefinites: 741
expressing relation with individuals forming set: 740
expressing relation with mass formed from set: 740

set of all rats: 741

set of rats: 223

set operations: 592

sets

properties of: 207

rule for implicit outer quantifier: 216

use in Lojban place structure: 208

sexual discomfort

example: 514

sexual teacher

male

example: 122

shared bridi-tail sumti

avoiding: 332

shell worm: 478

shellfish: 478

Sherman tank: 100

shift

single-letter

grammar of: 688

shift word

for single letter: 688

scope: 688

shift words

canceling effect: 693

for face: 692

for font: 692

ship sank: 526

shoehorn: 470

shook stick: 236-237

short rafsi: 94

short rafsi form

compared with long form in effect on lujvo meaning: 91

signed numbers

expressing: 715

signs on numbers

grammar: 715

Simon says: 243

simple sumti: 197

simultaneously: 605

sinful

example: 518

single consonants

contrasted with consonant clusters: 62

contrasted with doubled consonants: 62

single-letter shift

as toggle: 688

single-word quotation: 234

singular me: 741

sister pregnant: 536-537

six-shooter: 415

size

order with dimensionality in spatial tense intervals: 372

slinku'i test

definition: 102

slowdown: 438

smiley face

example: 689

word for: 689

sneak in: 478

snow falls: 389

snowball's chance: 745

social butterfly: 32

Socrates: 326

some do not go to school: 673

some relationship: 682

somebody

contrasted with somebody else: 651

somebody loves self: 651

somebody loves somebody: 651

somebody's dog: 652

something

contrasted with someone: 655

expressing using "su'o": 659

unspecified definite with "zo'e": 650

something is loved by everybody: 668

something sees everything: 654

something sees me: 650, 659

sounds

clarity of: 55
complex: 55
difficult: 55

sounds for letters

Lojban contrasted with English: 55

source languages

use in creating gismu: 122

south face: 385

sow grain: 384

sowed grain: 423

space

as time-based metaphor: 386

contrasted with time in number of directions: 363

space intervals

compared with time intervals in continuity: 384

space location

**as part of tense system (see also tense
spatial tense): 356**

space tenses

quick-tour version: 50

space/time metaphor

expressing direction mapping for: 386

spaghetti: 101, 103

Spanish ch

example: 694

Spanish ll

example: 694

spatial contours

as sumtcita: 388

contrasted with temporal event contours: 386

expressing: 385

spatial directions

list of: 429

spatial information

adding to a sentence with tense sumtcita: 386

spatial interval modifiers

order in tense: 384

spatial intervals

expressing degree of continuity over: 384

spatial tense

4-dimensional interaction with temporal tense: 372

as an imaginary journey: 359

as optional in English: 359

compared with temporal tense in elidability: 359

contrasted with temporal in dimensionality: 371

definition: 359

direction: 360

distance: 359

four-dimensional: 372

linear: 371

one-dimensional: 371

order relative to temporal: 363

planar: 371

reference frame: 359

referent of: 359

three-dimensional: 371

two-dimensional: 371

spatial tense intervals

order of size and dimensionality in: 372

order of VEH and VihA in: 372

spatial tenses

as sumtcita: 387

order of direction and distance specifications: 360

speaker's state of knowledge: 535

speaker-listener cooperation: 44

speaker-relative viewpoint

contrasted with event-relative viewpoint: 380

specific descriptions: 200

specific terms

use of fu'ivla for: 101

specificity

expressing with "po": 284

speech rhythm

for grouping in English: 137

spelling out words

Lojban contrasted with English in usefulness: 686

spiritual discomfort

example: 514

SQL: 703

square brackets

use of in notation: 14

standard bridi form

definition: 308

standard for subjective numbers

specifying: 744

standard pronunciation: 54

starting marker: 806

state abstraction

place structure: 438

state abstractions

definition: 437

related tense contours: 456

state abstractor: 437

state event

described: 438

steady speed: 438

stereotypical

as not derogatory in Lojban: 210

compared with typical: 210

stereotypical objects: 210

Steven Mark Jones: 697

sticky modals

'fi'o' proscribed from: 345

canceling: 345

definition: 344

sticky tenses

and CAhA: 409

canceling: 394

definition: 390

effect of nau on: 399

effect on future tense meaning: 390

from part of a multiple tense: 393

stop

contrasted with finish: 382

contrasted with pause: 382

stories

flow of time in: 394

story tense

Lojban convention contrasted with English convention: 396

story time

as a convention for inferring tense: 394

definition: 394

rationale for: 394

tenseless sentences in: 394

with no initial sticky time: 396

stress

definition of: 69

effect of buffer vowel on: 65

effect of syllabic consonants on: 60

example: 514

final syllable

rules for pause after: 114

irregular marked with upper-case: 687

levels of: 69

on cmavo: 84

primary: 69

quick-tour version: 21

rules for: 69

secondary: 69

showing non-standard: 53

stressed syllable

compared with stressed vowel: 69

stressed vowel

compared with stressed syllable: 69

stroke cat then rabbit: 403

structure of examples: 14

structure of this book: 13

structure words: 81

sub-subscripts: 748

subjective amounts

expressing: 732

subjective numbers

effect on place structure for cardinal selbri: 744
effect on place structure for ordinal selbri: 744
effect on place structure for portion selbri: 744
effect on place structure for probability selbri: 744
effect on place structure for scale selbri: 744
rationale for effect on place structure: 744
specifying standard for: 744

subjective portions
expressing: 733

subordinate clause tense
effect of main bridi tense on: 397
Lojban compared with Esperanto: 397
Lojban compared with Russian: 397
Lojban contrasted with English: 397

subordinate clauses
tense usage rules in English: 397

subscripted topics: 776

subscripting: 785

subscripts

and fuzzy truths: 788
and names: 788
and paragraph separators: 789
and pro-sumti: 787
and sumti re-ordering: 786
and tense: 788
before main expression: 747
effects on elidability of terminators: 747
external grammar of: 747
for sticky tense: 394
internal grammar of: 747
lerfu string as: 701
mathematical: 787
multiple as sub-subscript: 748
multiple for same base word: 756
on "ke'a" for nested relative clauses: 266
terminator for: 748
to form matrices of more than 2 dimensions: 751
use with "ke'a" for outer sumti reference: 304
use with logical variables: 683

subscripts on lerfu words
effect on elidability of "boi": 747

subsets

expressing with outer quantifiers: 216

subtraction operator

contrasted with negative sign: 719

subtypes of words: 85

sumtcita

based on event contours: 388

based on spatial contours: 388

based on tense direction: 386

based on tense distance: 387

based on tenses: 386

definition (see also modal tag): 321

event contours contrasted with direction/distance as basis for: 388

sumtcita and linked sumti: 153

sumtcita and modal tags: 153

sumtcita and tense tags: 153

sumtcita based on dimension: 389

sumtcita based on event contours

relation of main bridi to sumti process in: 388

sumtcita based on interval continuousness: 389

sumtcita based on interval properties: 389

sumtcita based on interval size: 389

sumtcita based on quantified tenses: 389

sumti

as having implicit quantifiers: 212
as objects in place structure slots: 307
beginning with "ke": 570
between descriptor and description selbri: 297
classified by types of objects referred to: 204
converting into an operand: 758
definition: 197, 307
 quick-tour version: 52

descriptions as: 197
dropping trailing unspecified: 310
explicitly mapping into place structure with FA: 312
for individual objects: 204
for mass objects: 204
for set objects: 204
forethought tense connection of: 401
irrelevant to relationship: 258
kinds of: 197
multiple in one place with FA: 315
names as: 197
numbers as: 197
omitted first place in selbri-first bridi: 309
order in selbri: 309
order in selbri-first bridi: 309
pro-sumti as: 197
quotations as: 197
re-ordering with FA: 312
relation with bridi: 19

sumti connection

afterthought: 563
 forethought: 564

sumti in one place

multiple ones: 315

sumti into selbri: 162

sumti logical connection: 563

compared with bridi logical connections: 563
 contrasted with tanru logical connection: 581
 rationale for: 563

sumti modal connection: 330

sumti placement

variant

quick-tour version: 26

sumti qualifiers

as short forms for common special cases: 221
elidable terminator for qualified sumti: 221
external syntax of: 221
for negation: 224
internal syntax of: 221
list of: 220

sumti questions

quick-tour version: 42

sumti reordering

quick-tour version: 28

sumti with "lo"

compared to indefinite sumti: 663

sumti with tense

effect of main bridi tense on: 393

sumti with tenses

quick-tour version: 51

sumti-based description

definition: 219

inner quantifier on: 219

outer quantifier on: 219

sumti-based descriptions with le

as increasing restricting to in-mind: 220

Sun

the: 111

sunburn

example: 439

superfective event contour: 380

superscripts: 747

supervising

as a contribution to mass action: 588

supper: 94

supplementary information: 469

Susan: 803

sword blade: 474

syllabaries

lerfu word representation: 695

syllabic consonant

effect on stress determination: 109

syllabic consonants: 59

effect on stress: 60

final in word: 60

syllabic l

considered as a consonant for morphological discussions: 80

syllabic m

as a consonant for morphological discussions: 80

syllabic n

as a consonant for morphological discussions: 80

syllabic pronunciations of consonants

in fu'ivla: 103-107

in fu'ivla category attachment: 103-107

syllabic r

as a consonant for morphological discussions: 80

syllabication

and names: 67

definition of: 67

examples of: 67

rules for: 67

variants of: 71

syllable break

contrasted with pause: 56

representation in Lojban: 56

symbol for: 689

word for: 689

symbol

for operand: 763

referring to with "lu'e": 222

symmetrical tanru: 185

symmetrical tanru types

both separately true: 185

one or other true: 186

using crucial/typical parts: 187

using more inclusive class: 187

symmetrical veljvo: 465

sympathy

example: 526

T

tables

format of: 14

tagged sumti termsets

connecting with non-logical forethought connectives: 595

tail-terms

definition: 572

Take care!: 41

Talk!: 41

talker: 33

taller: 19

tan(pi/2) = infinity: 757

tank

Sherman: 100

tanru

ambiguity in: 90
ambiguity of: 89, 136
and abstractions: 432
and conversion
 quick-tour version: 33

and creativity: 89
as ambiguous: 136
asymmetrical: 173
combination of: 89
containing mathematical expressions: 160
default left-grouping of: 139
definition: 134
 quick-tour version: 53

expanding: 534
explanation of: 88
explicating: 534
explicitly defining: 534
expression of: 89
meaning of: 136
place structure of: 459
 quick-tour version: 32

place structures of: 150, 152
possible meanings of: 460
primary meaning of: 135
purpose: 460
quick-tour version: 30
reducing logically connected sumti to
 caveat: 581

simple: 134
to lujvo: 90
with GOhA: 159

tanru and conversion: 165
tanru connection
 connotation of non-logical: 588

tanru connection grouping
 guheks unmarked tanru: 581

tanru conversion
 effect on place structure
 quick-tour version: 32

tanru default grouping

quick-tour version: 31

tanru grouping

complex: 139

effect of jeks: 580

effect of tanru inversion on: 156

guheks compared with jeks: 581

three-part: 137

with "bo": 141

with "ke": 141

with "ke" and "bo": 143

tanru grouping with JA+BO

effect on tanru grouping: 148

tanru inversion: 155

definition: 155

effect on tanru grouping: 156

in complex tanru: 156

multiple: 157

rule for removing: 157

where allowed: 156

tanru inversion and place structure: 155

tanru logical connection

contrasted with sumti logical connection: 581

tanru nested within tanru: 138

technical terms: 14

telephone conversation

hello: 543

television: 72

template: 451

temporal direction

exception in meaning when following "ze'e": 378

temporal information

adding to a sentence with tense sumtcita: 386

temporal tense

as mandatory in English: 356
compared with spatial tense in elidability: 359
historical definition: 356
interaction with 4-dimensional spatial tense: 372
Lojban contrasted with English in necessity: 356
order relative to spatial: 363
quantified with direction: 377
real relationship to time in English: 356

temporal tense elision

compared with spatial tense elision in meaning: 359

temporal tenses

compared with spatial tenses: 363

ten

expressing as number: 713

tense

aorist: 370
as observer-based: 364
as subjective perception: 364
connecting sentences in with: 399
contradictory negation contrasted with scalar negation of: 406
effect of different position in sentence: 358
effect of sticky tense on: 391
emphasizing by position in sentence: 358
explanation of presentation method: 356
expressing movement in: 372
handling multiple episodes: 394
in forethought bridi-tail connection
 special rule: 608

interval contrasted with point: 367
Lojban contrasted with English in implications of completeness: 370
Lojban contrasted with English in implying actuality: 408
Lojban contrasted with native languages: 356
numerical: 762
on embedded bridi: 393
order of direction
 distance and interval in: 367

order of direction specification in: 360
order of distance specification in: 360
order of movement specification in: 373
order of spatial interval modifiers in: 384
order of temporal and spatial in: 363
overriding to speaker's current: 398
point contrasted with interval: 367
position in sentence alternative: 357
position of in sentence: 357
quantified: 377
rationale for relative order of temporal and spatial in: 363
relation of interval to point specified by direction and distance: 368
relation of point specified by direction and distance to interval: 368
relative order with bridi negation: 172
scalar negation contrasted with contradictory negation of: 406
scalar negation of with NAhE: 406
scope effect of new paragraph: 776
scope of: 390
selbri types applicable to: 356
space-time dimension for intervals: 372
speaker's current: 398
specifying relation of interval to point specified by direction and distance: 368
static contrasted with moving: 372

subscripting: 394
sumtcita form contrasted with connected sentences: 400
with "ku": 357
with both temporal and spatial: 366

tense afterthought connection forms
selma'o allowed: 402

tense and na
multiple: 172

tense as sumtcita
contrasted with tense inside sumti: 389

tense cmavo
position relative to selbri: 173

tense connected sentences
contrasted with separately tensed sentences: 401
forethought mode: 401
importance of bo in: 400

tense connection
equivalent meanings: 402
expansions of: 402

tense connection of bridi-tails
meaning of: 402

tense connection of sentences
contrasted with sumtcita form: 400
order of: 400

tense connection of sumti
meaning of: 402

tense conversion
accessing original first place with "fai": 417
accessing tense of bridi with "jai": 416
of temporal tenses: 418
use in sumti descriptions: 417
with "jai": 167

tense direction
as sumtcita: 386
contrasted with event contours in implication of extent: 381
implications on scope of event: 370

tense direction/distance as sumtcita

contrasted with event contours: 388

tense distance

as sumtcita: 387

tense forethought connection forms

selma'o allowed: 402

tense in scope of sticky tense

compared with compound tense: 391

tense inside sumti

contrasted with tense as sumtcita: 389

tense on main bridi

effect on embedded bridi tenses: 393

effect on embedded sumti with tenses: 393

tense questions

by using logical connective question: 423

methods of asking: 421

tense questions with "ma": 421

tense sentence connection

table of equivalent schemata: 420

tense specification

effect on "cu": 357

effect on elidability of terminators: 357

tense system

and space location: 356

tense tags and sumtcita: 153

tense with sumtcita

asymmetry of: 399

tense-or-modal questions

pre-specifying some information: 423

with "cu'e": 421

tensed connectives

in mathematical expressions: 607

tensed logical connection: 605

tensed logical connectives: 402

forethought: 607
in ek..."bo": 605
in ek..."ke": 606
in gihek..."bo": 606
in gihek..."ke": 606
in ijek..."bo": 607
in ijek..."tu'e": 607
in ijoik..."bo": 607
in ijoik..."tu'e": 607
in jek..."bo": 607
in joik..."bo": 607
in joik..."ke": 606
with "ke"... "ke'e": 404
with "tu'e"... "tu'u": 404

tensed logically connected bridi-tails: 403
with grouping: 405

tensed logically connected sentences: 403
with grouping: 405

tensed logically connected sumti: 403
with grouping: 405

tensed non-logical connectives: 607
forethought: 607

tenseless sentences in story time: 394
tenses

compared with modals in syntax: 418

connected

with negation: 413

contradictory negation of with "nai": 406

contrasted with modals in semantics: 418

forethought connection in: 604

forethought logical connections: 414

grouping of connectives in: 604

importance of 2nd sumti place for sumtcita use: 419

logically connected with JA: 413

multiple in sentence: 391

multiple in sentence compared with compound tense: 391

negating: 405

non-logical connection of: 414

non-logical connection of for sub-events: 415

possible groupings of: 414

quick-tour version: 49

use as sumtcita: 386

viewpoint of PU contrasted with viewpoint of ZAhO: 380

tenses with elided CAhA

meaning: 411

term

definition: 577

terminators

eliding "ku" in non-logical connections: 588

termset

effect on scope of multiple indefinite sumti: 662

formation: 577

termset logical connection

unequal length: 577

termset modal connection: 331

termsets

compared to fa'u: 592

non-logical connection of: 594

tertau

definition: 155

definition of: 135

effect on meaning of tanru: 135

text

division numbering with "mai": 762
sub-division numbering with "mai": 761

text quotation
as internally grammatical: 233
syntax of: 233

thank you
example: 543

the
contrasted with English "a/an": 540
for talking about numbers themselves: 720

The men are women: 200

the two of you: 219

there is a Y
expression "there is a Y" in English
notation convention: 666

thingy: 247

this
adjective expression with "ti noi": 242
adjective expression with "vi": 241
adjective usage contrasted with pronoun usage: 241
as utterance reference in English: 242
pronoun expression with ti: 241
pronoun usage contrasted with adjective usage: 241

this boat: 241-242

this book
author of: 14
contributors to: 15
credits for: 15
examples of: 13
goal of: 12
reviewers of: 15
structure of: 13

this/that in English
compared with ti-series pro-sumti: 240

three bears: 219

three cats white
and two big: 683

three dogs bite two men: 661

Three Kings: 162

three of four people: 602

three or four people: 754

three rats: 741

thus

example: 529

tilde

a diacritical mark: 693

time

**as part of tense system (see also tense
temporal tense): 356**

as space-based metaphor: 386

contrasted with space in number of directions: 363

time tenses

quick-tour version: 49

time travel: 374

times

explicit expression of: 731

implicit expression of: 731

title

specifying with "tu'e...tu'u": 775

title of book: 222

to the market from the office: 577

to-do list: 595

Tolkien

and non-standard Lojban orthography: 77

tomorrow: 474

too

example: 532

too long: 383, 389

too many rats

example: 744

topic-comment

description: 777

topic/comment

multiple sentence: 779

tosmabru test: 117

toward her right: 373

toward my right: 373

toward right

contrasted with on right: 373

transfinite cardinal: 718

**transformations with logical connectives
steps: 680**

traveling salesperson: 323

triumph: 436

**truncation of number
expressing: 734**

truth

in imperative sentences: 587

truth functions: 551

16 possible: 552

commutative: 555

creating all 16 with Lojban's basic set: 554

fundamental 4 in Lojban: 554

relation to logical connectives: 554

table of logical connectives: 610

truth questions: 539

answering in English with "no": 583

answering in English with "yes": 583

as yes-or-no questions: 583

contrasted with connection questions: 583

simple: 582

truth table

explanation: 552

truth tables

abbreviated format: 553

for 4 fundamental Lojban truth functions: 554

list of 16 in abbreviated form: 553

notation convention: 553

truth-value abstractions

place structure: 444, 446

try the door: 452

try to go: 156

ts-sound in Russian

representation in Lojban: 55

twice today: 389

two brothers: 161

two dogs are white: 214
types and subtypes of words: 85
typical
 compared with stereotypical: 210

typical Englishman: 210
typical Lojban user: 209
typical objects
 and instantiation: 209
 determining characteristics of: 209

typical Smith
 example: 211

typical sumti: 258
typical value
 contrasted with elliptical value for sumti: 258

U

U

notation convention for logical connectives: 554

ugh: 596

umlaut

a diacritical mark: 693

unabridged dictionary: 800

unconditional signal: 808

unconnected tanru

contrasted with logically connected version: 579

undemonstrated potential

expressing: 410

under compulsion: 333-334

under conditions: 435

underscore notation for Quick Tour chapter: 21

unequal termset connection

**compared with compound bridi connection with unequal separate
bridi-tails: 578**

unfilled places of inverted tanru: 156

Unicode: 705

union

of sets: 592

union of sets

compared with English "or": 593

units of measurement

expressing: 721

universal

mixed claim with existential: 653

universal claims

dangers of using: 658

explanation: 653

restricting: 654-655

unqualified sumti

contrasted with qualified sumti: 221

unreduced fractions

use in granular scales: 743

unreduced lujvo

definition: 92

unspecified breed

example: 468

unspecified direction

temporal contrasted with in spatial: 365

unspecified emotion: 521

unspecified level of emotion: 521

unspecified route: 311

unspecified sumti

non-trailing: 310

using zo'e as place-holder for: 311

unspecified trailing sumti

dropping: 310

unstated emotion: 521

unusual characters

words for: 689

unvoiced consonants

contrasted with voiced in allowable consonant pairs: 64

unvoiced vowel glide

apostrophe as: 56

upper-case

lerfu word for: 687

upper-case letters

English usage contrasted with Lojban: 687

Lojban usage contrasted with English: 687

utterance

expressing relation to discourse: 531

utterance ordinal

lerfu string as: 701

utterance pro-sumti: 242

stability of: 268

utterances

non-brid: 784

uy diphthong

in cmevla: 110

V

as a symbol for a single vowel: 80

vague abstraction: 450

vague abstractions
place structure: 451

vague abtractor: 450

vague relationship
modal tag for: 324

valid speech

marking as error with jo'a: 539

variables

logical: 651

vector

components of: 750
definition: 750

vector indicator: 750

terminator for: 750

vectors

use as operands: 751
use of parentheses with: 751

veljvo

symmetrical: 465

verbs

brivla as Lojban equivalents: 85

very: 743

veterinarian: 473

vice versa: 262-263

English

expressing with vo'a-series pro-sumti and soi: 262

virtue

example: 518

vocative phrase

- effect of position on meaning: 227**
- elidable terminator for: 227**
- explicit quantifiers prohibited on: 226**
- forms of: 226**
- implicit descriptor on: 226**
- implicit quantifiers on: 226**
- purpose of: 225**
- with complete sumti: 226**
- with sumti without descriptor: 226**

- vocative phrase terminator**
 - elidability of: 227**

- vocative phrase with name**
 - placement of relative clause on: 303**

- vocative phrase with selbri**
 - placement of relative clause on: 304**

- vocative phrases**
 - as a free modifier : 224**
 - relative clauses on: 303**

- vocative word**
 - phrase following: 225**

- vocatives**
 - and definition of English "you": 542**
 - contrasted with "la": 541**
 - definition: 541**
 - grammar overview: 541**
 - notation convention symbol "X": 542**
 - quick-tour version: 40**
 - rationale for redundancy: 541**

- voiced consonants**
 - contrasted with unvoiced in allowable consonant pairs: 64**

- voiced/unvoiced consonants**
 - restrictions on: 62**

- vowel**
 - buffer: 64**

- vowel buffer**
 - contrasted with y sound: 66**

- vowel pairs**

contrasted with diphthongs: 60
definition of: 60
grouping of: 61
involving y: 60
list of: 60
use of apostrophe in: 60

vowel-initial words

necessity for pause before: 114

vowels

contrasted with consonants: 58

definition of: 59

length of: 66

pronunciation of

quick-tour version: 21

VV string

as a symbol for a double vowel: 80

W

walk to market: 166
want to be a soldier: 432
wash self: 261
weapon against self: 658
went and bought: 605, 608
what is your name: 264
when: 421
when else: 423
when/where/how: 422
where: 421
whether criminal: 444
whole time interval
 expressing: 378

window: 555
wine-dark sea: 460
word classes: 81
word forms
 as related to grammatical uses: 80
 in Lojban (see also morphology): 79

word quotation
 as morphologically valid: 233
 internal grammar of: 233

words not in the dictionary: 23
wrong concept: 470

X

X-ray: 99
x1
 in place structure notation: 307
 notation convention
 quick-tour version: 23

x₃: 747
x_{a,e}: 603
x_k: 701

Y

y

considered not to be a vowel for morphological discussions: 80
letter

between letters of consonant pair: 86
prohibition from fu'ivla: 102

use in avoiding forbidden consonant pairs: 62

y sound

contrasted with vowel buffer: 66

y-hyphen

and consonant cluster determination: 91
and stress determination: 91
use of: 91

yes/no questions: 539

quick-tour version: 44

yielding the floor: 808

yon

as archaic English equivalent of "tu": 241

you

defining: 542

you're welcome

"fi'i" contrasted with "je'e": 543

"je'e" contrasted with "fi'i": 543

you-cmavo

example: 270

you-talk

example: 270

younger: 489-490

Z

z

"z" instead of "" in acronyms names based on lerfu words: 703

zbalermorna

non-standard Lojban orthography: 77

zero

relation to negation boundary: 669

zero to one: 603

Zipf's Law: 115

[Book Info Page](#)